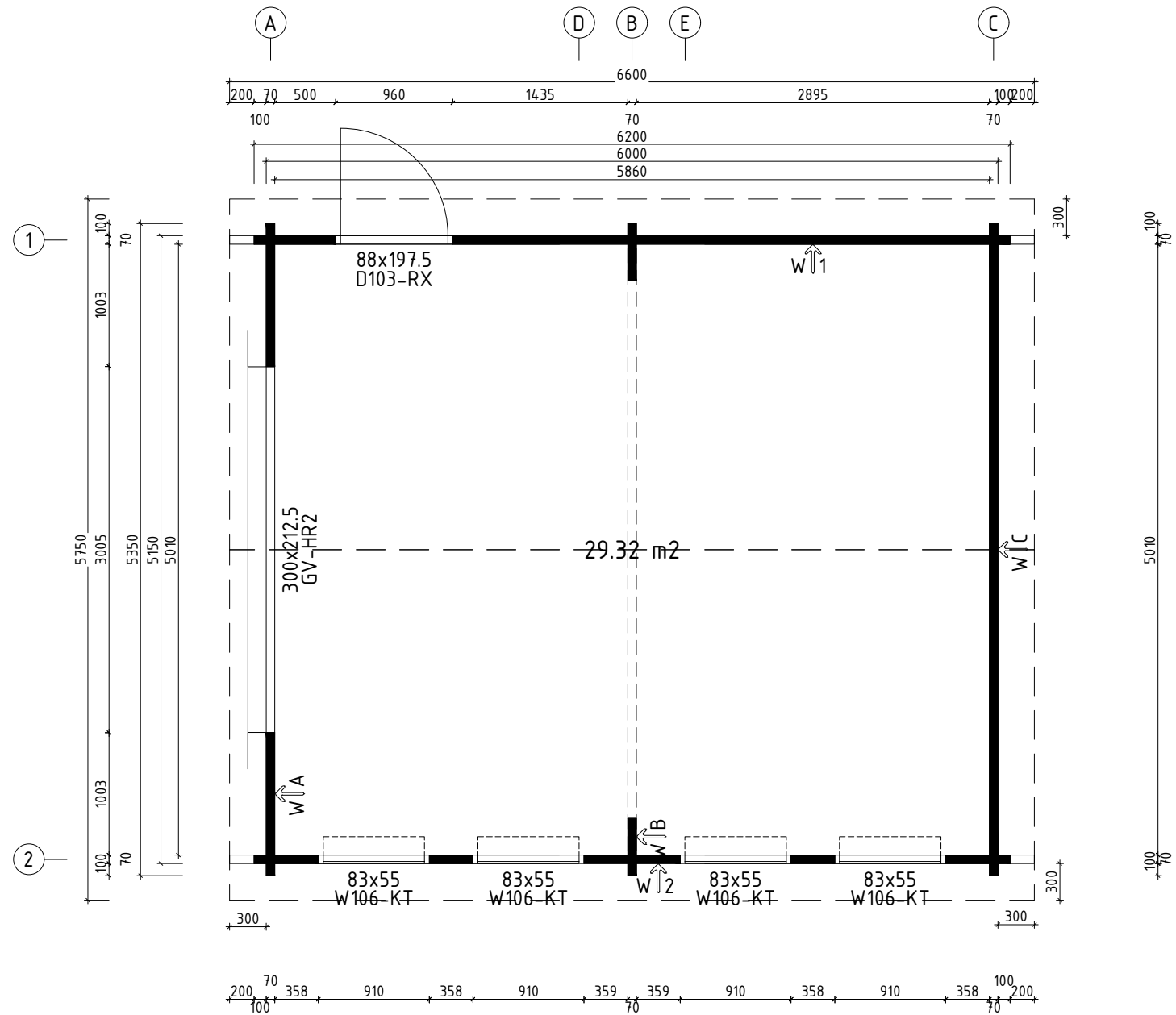

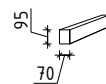
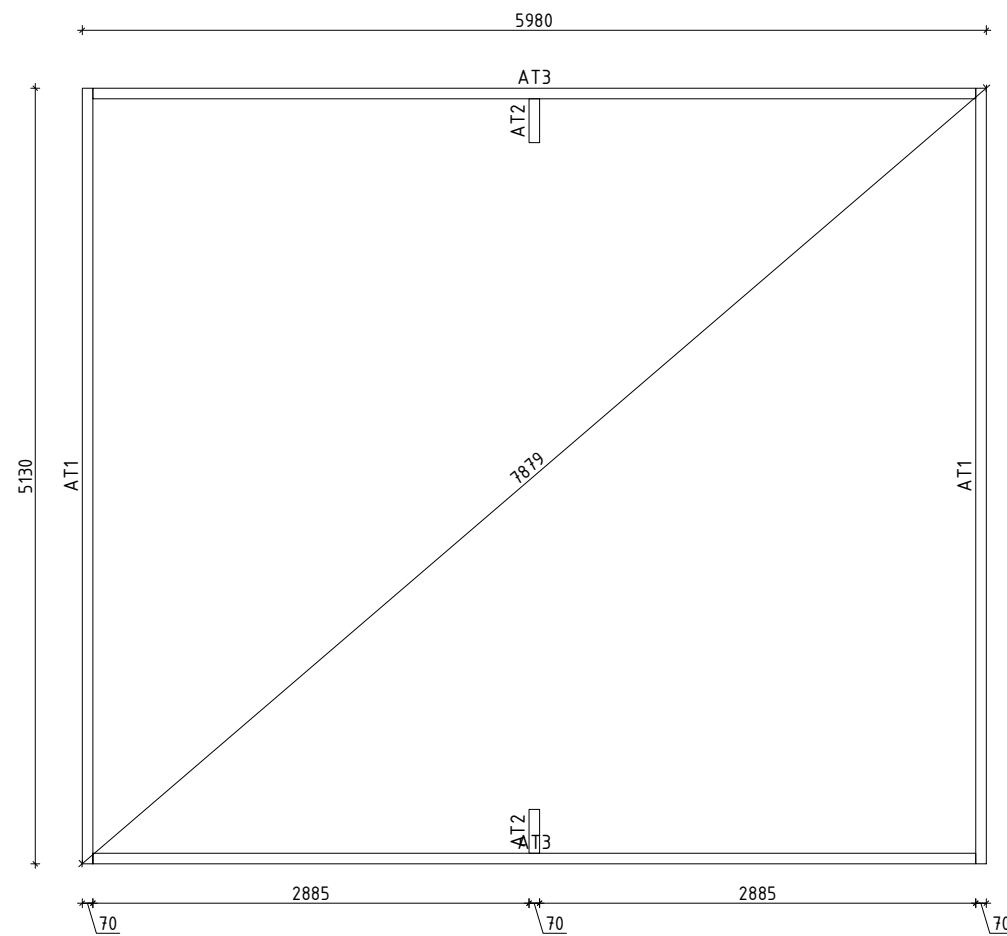




| | | | | |
|-------------------|---------------------|---------------|--------|------------|
| Name | Garage J 535x620 70 | | SKU | G0344 |
| Drawing/Zeichnung | 3D | | Format | |
| Profile/Profil | 7.0x13.5 | Scale/Maßstab | Date | 11.03.2024 |




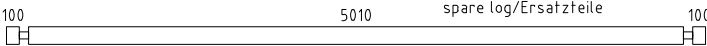
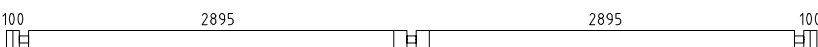


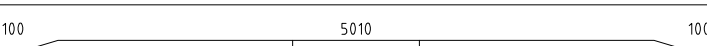
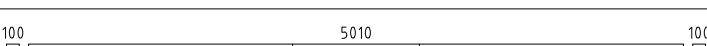
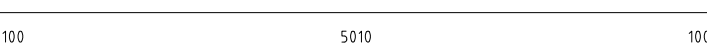
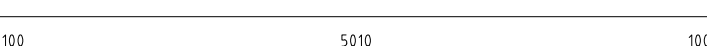
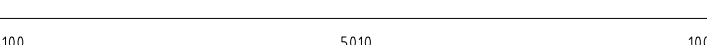
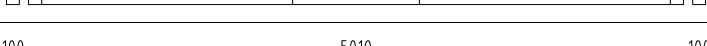










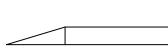
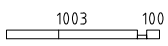
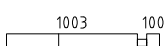


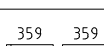
| | | | |
|---|----------------------------------|--------------------|-----------------|
|  www.hansa24.com | Name Garage J 535x620 70 | | SKU G0344 |
| | Drawing/Zeichnung Plan_Grundplan | | Format A3 |
| | Profile/Profil 7.0x13.5 | Scale/Maßstab 1:50 | Date 11.03.2024 |












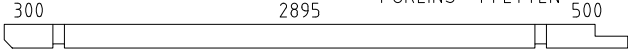

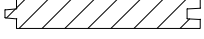




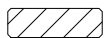
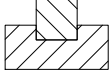
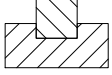




| | | | |
|---|---|--------------------|-----------------|
|  www.hansa24.com | Name Garage J 535x620 70 | | SKU G0344 |
| | Drawing/Zeichnung Foundation plan_Lagerholzplan | | Format A3 |
| | Profile/Profil 7.0x13.5 | Scale/Maßstab 1:50 | Date 11.03.2024 |

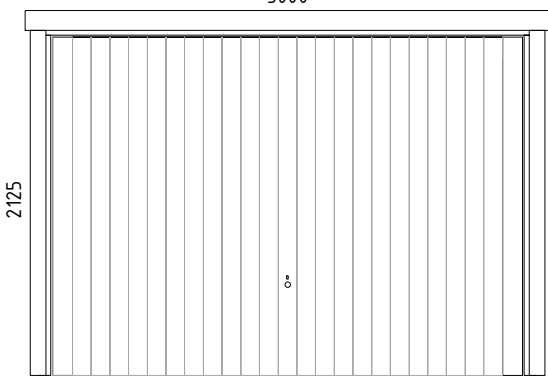





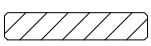
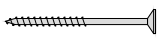


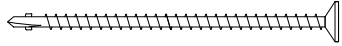


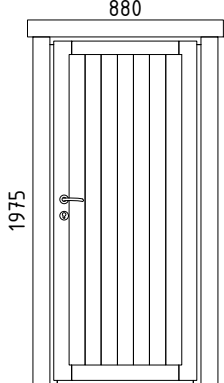



| | | | | | | |
|--|-------------------|----------|---------------------|------|--------|------------|
|  www.hansa24.com | Name | | Garage J 535x620 70 | | SKU | G0344 |
| | Drawing/Zeichnung | | Roof plan_Dachplan | | Format | A3 |
| | Profile/Profil | 7.0x13.5 | Scale/Maßstab | 1:50 | Date | 11.03.2024 |

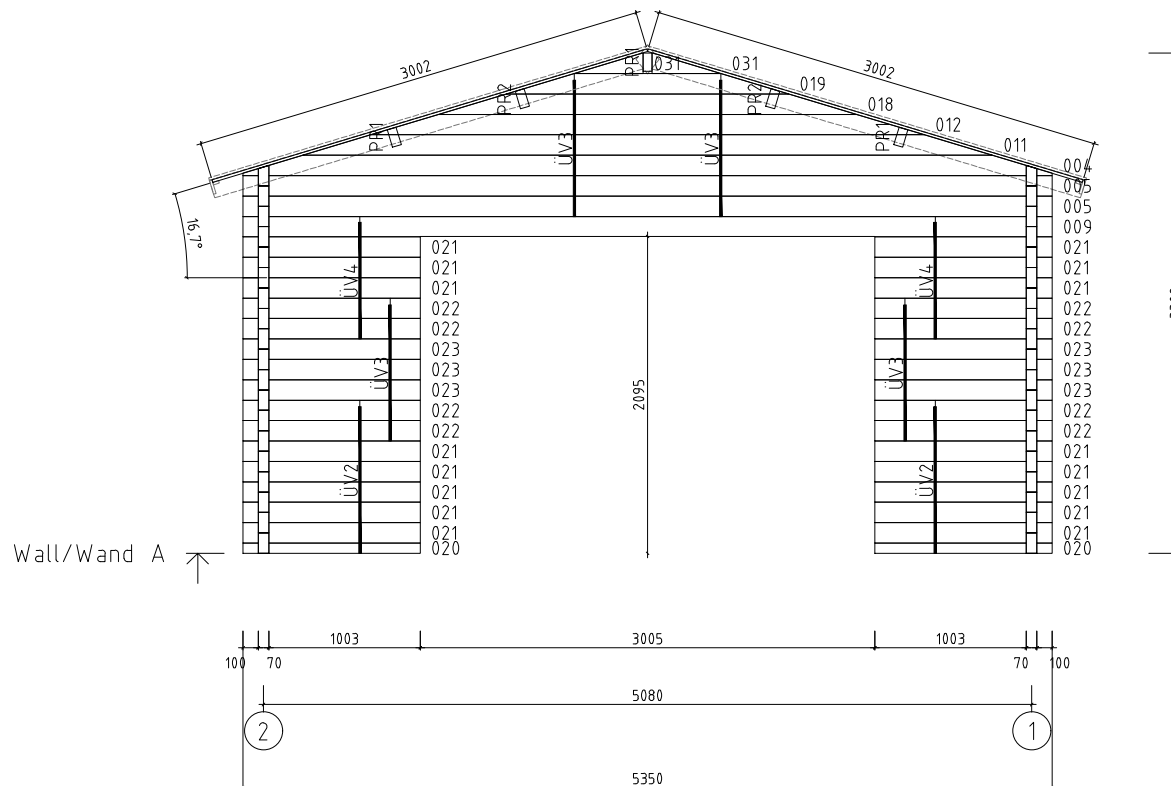
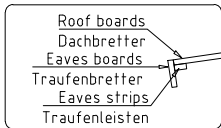
| Pos | Model Garage J 535x620 70 | Pcs | Profile (mm) | Length (mm) |
|------|--|----------|-----------------|----------------|
| | Notice! The gable pieces can be partly pre-assembled! Please notice - those differ from the description given in the specification list. | | | |
| | Achtung! Die Giebelbohlen können teilweise schon vormontiert sein! Bitte beachten - diese erscheinen nicht ganz so wie in der Teilleiste beschrieben. | | | |
| | ✓ - Cut into length on site (if needed)! / Bitte selber anpassen (falls nötig)! | | | |
| 006 |  | 1 | 70x135 | 5350 |
| 001 |  | 6 | 70x135 | 6200 |
| 002 |  | 1 | 70x135 | 6200 |
| 003 |  | 1 | 70x135 | 6200 |
| 004 |  | 3 | 70x135 | 5350 |
| 005 |  | 4 | 70x135 | 5350 |
| 006 |  | 16 | 70x135 | 5350 |
| 007 |  | 1 | 70x68 | 5350 |
| 008 |  | 1 | 70x135 | 5350 |
| 009 |  | 1 | 70x135 | 5350 |
| 010 |  | 15 | 70x135 | 4570 |
| 011 |  | 3 | 70x135 | 4561 |
| 012 |  | 3 | 70x135 | 3663 |
| 013 |  | 2 | 70x135 | 3300 |
| 014 |  | 2 | 70x135 | 3300 |
| 015 |  | 10 | 70x135 | 3100 |
| 016 |  | 4 | 70x135 | 3100 |
| 017 |  | 4 | 70x135 | 3100 |
| 018 |  | 3 | 70x135 | 2765 |
| 019 |  | 3 | 70x135 | 1866 |
| 020 |  | 2 | 70x68 | 1173 |
| 021 |  | 16 | 70x135 | 1173 |
| 022 |  | 8 | 70x135 | 1173 |
| 023 |  | 6 | 70x135 | 1173 |
| 024 |  | 4 | 70x135 | 788 |
| 025 |  | 15 | 70x135 | 670 |
| Kood | Garage J 535x620 70 | Materjal | File | Leht 1/7 |


| Pos | Model Garage J 535x620 70 | Pcs | Profile (mm) | Length (mm) |
|-------------|--|----------|-----------------|----------------|
| 026 |  | 8 | 70x135 | 528 |
| 027 |  | 20 | 70x135 | 470 |
| 028 |  | 8 | 70x135 | 470 |
| 029 |  | 6 | 70x135 | 470 |
| 030 |  | 2 | 70x68 | 470 |
| 031 |  | 6 | 70x135 | 454 |
| 032 |  | 8 | 70x135 | 358 |
| AT3 | FOUNDATION BEAMS (impregnated) - FUNDAMENTHÖLZER (imprägniert)  | 2 | 70x95 | 5840 |
| AT1 | FOUNDATION BEAMS (impregnated) - FUNDAMENTHÖLZER (imprägniert)  | 2 | 70x95 | 5130 |
| AT2 | FOUNDATION BEAMS (impregnated) - FUNDAMENTHÖLZER (imprägniert)  | 2 | 70x95 | 290 |
| KLI1 | CARRIER SLAT - TRÄGELEISTE  | 1 | 45x95 | 5000 |
| PR1 | PURLINS - PFETTEN  | 5 | 70x145 | 3835 |
| PR2 | PURLINS - PFETTEN  | 5 | 70x145 | 2965 |
| | ROOF BOARDS - DACHBRETTER  | 118+2 | 113x18 | 3002 |
| | Ceiling mouldings - Deckenleisten (inside and outside - innen und außen) ✓  | | 15x28 | 67 rm/lfm |
| RLA 01-1 | Eave board - Traufenbrett 18x95  | 4 | 18x95 | 3300 |
| RLI01-1 | Eave slat - Traufenleiste 18x40 ✓  | | 18x40 | 14.2 rm/lfm |
| VLA 02-1 | Gable board - Giebelbrett 18x120 ✓ 16.7°  | 4 | 18x120 | 3202 |
| VKL 02-1 | Gable cover slat - Giebeldeckleiste 18x58 ✓  | 4 | 18x58 | 3102 |
| | T-strip - T-Leiste 70  | 8 | | 480 |
| | T-strip - T-Leiste 70  | 2 | | 1965 |
| ÜV1 | Metal bar - Metallstange Ø10  | 2 | Ø10 | 1040 |
| ÜV2 | Metal bar - Metallstange Ø10  | 4 | Ø10 | 970 |
| Kood | Garage J 535x620 70 | Materjal | File | Leht 2/7 |

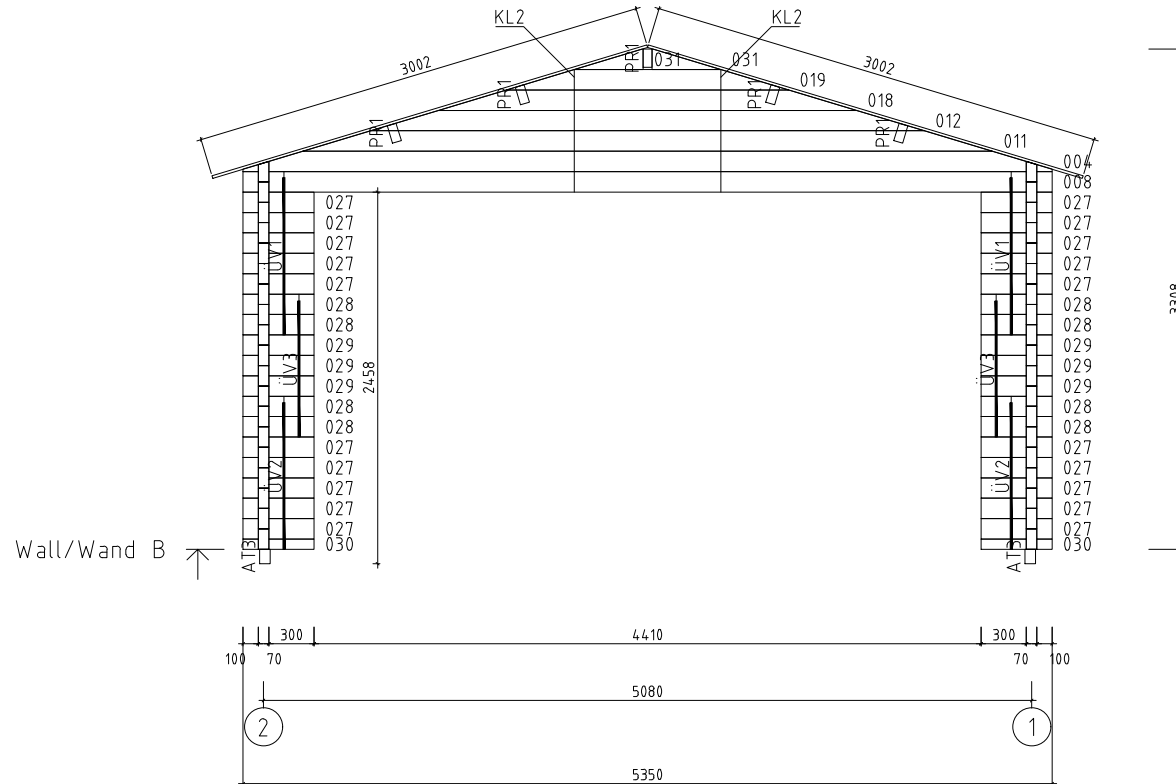
| Pos | Model Garage J 535x620 70 | | Pcs | Profile (mm) | Length (mm) |
|--------------|--|---|------|-----------------|----------------|
| ÜV3 | Metal bar - Metallstange Ø10 |  | 10 | Ø10 | 900 |
| ÜV4 | Metal bar - Metallstange Ø10 |  | 4 | Ø10 | 770 |
| ÜV5 | Metal bar - Metallstange Ø10 |  | 4 | Ø10 | 500 |
| ML01 | Connecting strip for wall logs - Verbindungsstreifen für Wandbalken |  | 11 | | |
| GD01 | Diamond - Diamant |  | 2 | | |
| LK | Hit block - Schlaghölzer |  | 3 | | |
| JH01 | Joist Hanger - Pfettenschuh 45x97 | | 2 | | |
| N-0 2501 | Nails - Nägel vierkant 2.5x50 for ceiling boards - für Dachbretter |  | 944 | | |
| KR-0 3001 | Screws - Schrauben 3.0x30 for ceiling mouldings - für Deckenleisten |  | 104 | | |
| KR-0 3002 | Screws - Schrauben 3.0x30 for eave slats - für Traufenleisten |  | 28 | | |
| KR-0 3522 | Screws - Schrauben 3.5x45 C3 for connecting strip for wall logs - für Verbindungsstreifen für Wandbalken |  | 44 | | |
| KR-0 3523 | Screws - Schrauben 3.5x45 C3 for diamonds - für Diamanten |  | 4 | | |
| KR-0 3525 | Screws - Schrauben 3.5x45 C3 for eave boards - für Traufenbretter |  | 28 | | |
| KR-0 3527 | Screws - Schrauben 3.5x45 C3 for gable boards - für Giebelbretter |  | 32 | | |
| KR-0 3521 | Screws - Schrauben 3.5x45 C3 for gable cover slats - für Giebeldeckleisten |  | 32 | | |
| KR-0 3532 | Screws - Schrauben 3.5x45 C3 for Joist Hanger - Pfettenschuh |  | 16 | | |
| KR-0 5080 | Screws - Schrauben 5.0x100 for foundation beams - für Fundamenthölzer |  | 24 | | |
| KR-0 5035 | Screws - Schrauben 5.0x70 C3 for carrier slat - für trägeleiste |  | 4 | | |
| KL1 | Threaded rod - Gewindestange M8 |  | 4 | | 2000 |
| KL2 | Threaded rod - Gewindestange M8 |  | 2 | | 840 |
| KL3 | Threaded rod - Gewindestange M8 |  | 4 | | 595 |
| KL03-1 | Threaded rod for purlins - Gewindestange für die Pfetten M12 |  | 10 | | 145 |
| M03 | Nut for purlins - Mutter für die Pfetten M12 |  | 20 | | |
| Kood | Garage J 535x620 70 | Materjal | File | Leht | 3/7 |

| Pos | Model Garage J 535x620 70 | Pcs | Profile (mm) | Length (mm) | |
|-----------|---|---|-----------------|----------------|------|
| | DOOR 3000x2125 D0-H70H-XXX-30002125  GV-HR2 Opens inside - Öffnet innen | 1 | | | |
| DB-HR-1 | Door boards - Türbretter 18x113 |  | 27 | 18x113 | 1990 |
| LL4-1 | Frame extensions - Verbreiterungsleiste 20x72 |  | 2 | 20x72 | 2075 |
| LL4-2 | Frame extensions - Verbreiterungsleiste 20x72 |  | 1 | 20x72 | 3000 |
| VIHM 01-2 | Rain deflector - Regenabweiser |  | 1 | 36x134 | 3200 |
| PL3-1 | Trims - Rahmenleisten 18x95 | ✓  | 2 | 18x95 | 2075 |
| PL3-2 | Trims - Rahmenleisten 18x95 | ✓  | 1 | 18x95 | 3200 |
| VN01 | Mounting angle - Montagewinkel for 40x120 | | 6 | | |
| KR-0 3524 | Screws - Schrauben 3.5x45 C3 for door and window trims - für Tür- und Fensterleisten |  | 28 | | |
| KR-0 4016 | Screws - Schrauben 4.0x16 for Door boards - für Türbretter |  | 220 | | |
| KR-0 4001 | Screws - Schrauben 4.0x60 C3 for rain deflector - für Regenabweiser |  | 6 | | |
| KR-0 4537 | Screws - Schrauben 4.5x35 for Frame - für Rahmen | | 12 | | |
| KR-5 5100 | Screws - Schrauben 5.5x100 for Frame extensions - für Verbreiterungsleiste |  | 8 | | |
| SE33 | Washer - Scheibe M4x9 - for Mounting angle - für Montagewinkel for | | 6 | | |
| | | | | | |
| | | | | | |
| | | | | | |
| | | | | | |
| | | | | | |
| | | | | | |
| | | | | | |
| Kood | Garage J 535x620 70 | Materjal | File | Leht | 6/7 |


| Pos | Model Garage J 535x620 70 | Pcs | Profile (mm) | Length (mm) | |
|--------------|--|---|-----------------|----------------|------|
| | DOOR 880x1975 D5-S70R-XXX-08801975  D103-RX Right handed - DIN rechts Opens outside - Öffnet aussen | 1 | | | |
| VIHM 01-3 | Rain deflector - Regenabweiser |  | 1 | 36x134 | 1080 |
| KR-0 3524 | Screws - Schrauben 3.5x45 C3 for door and window trims - für Tür- und Fensterleisten |  | 26 | | |
| KR-0 4001 | Screws - Schrauben 4.0x60 C3 for rain deflector - für Regenabweiser |  | 3 | | |
| | | | | | |
| | | | | | |
| | | | | | |
| | | | | | |
| | | | | | |
| | | | | | |
| | | | | | |
| | | | | | |
| | | | | | |
| | | | | | |
| | | | | | |
| | | | | | |
| | | | | | |
| | | | | | |
| | | | | | |
| | | | | | |
| | | | | | |
| | | | | | |
| | | | | | |
| Kood | Garage J 535x620 70 | Materjal | File | Leht | 7/7 |

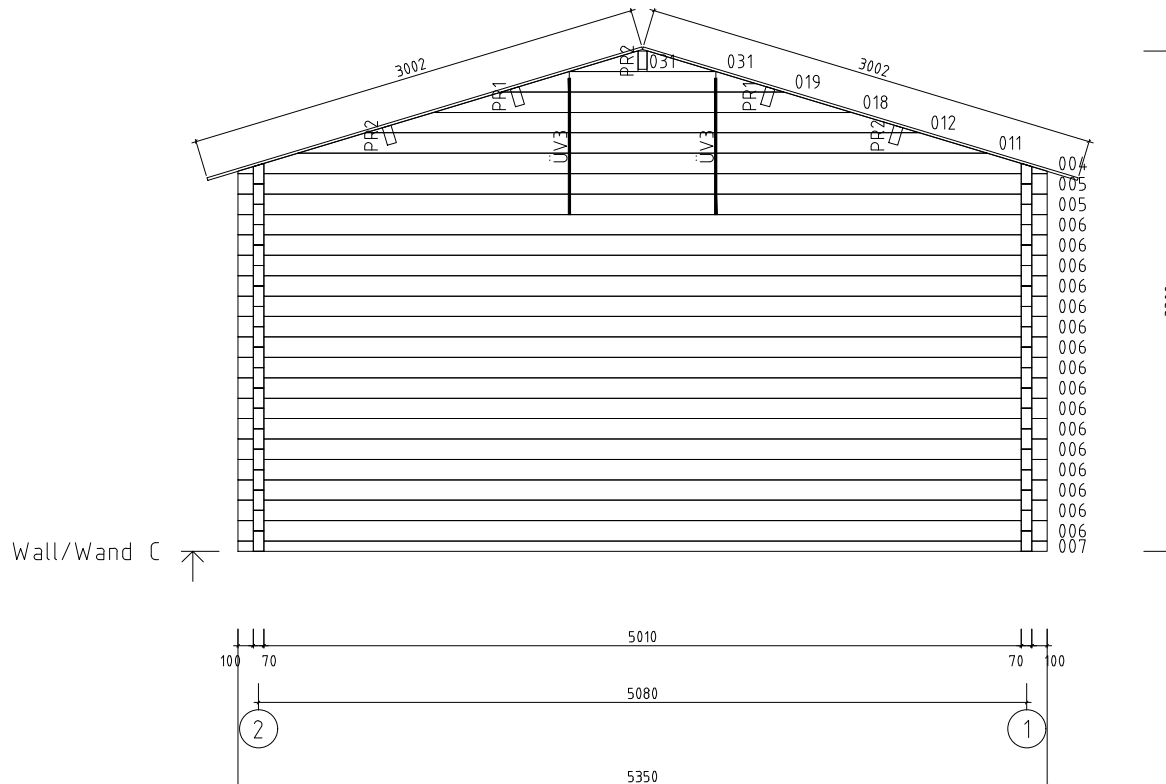



| | | | | | | |
|--|-------------------|--------|---------------------|------|--------|------------|
|  www.hansa24.com | Name | | Garage J 535x620 70 | | SKU | G0344 |
| | Drawing/Zeichnung | | Wall/Wand A | | Format | A4 |
| | Profile/Profil | 7x13.5 | Scale/Maßstab | 1:50 | Date | 11.03.2024 |

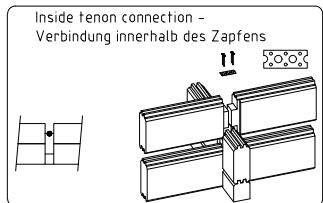
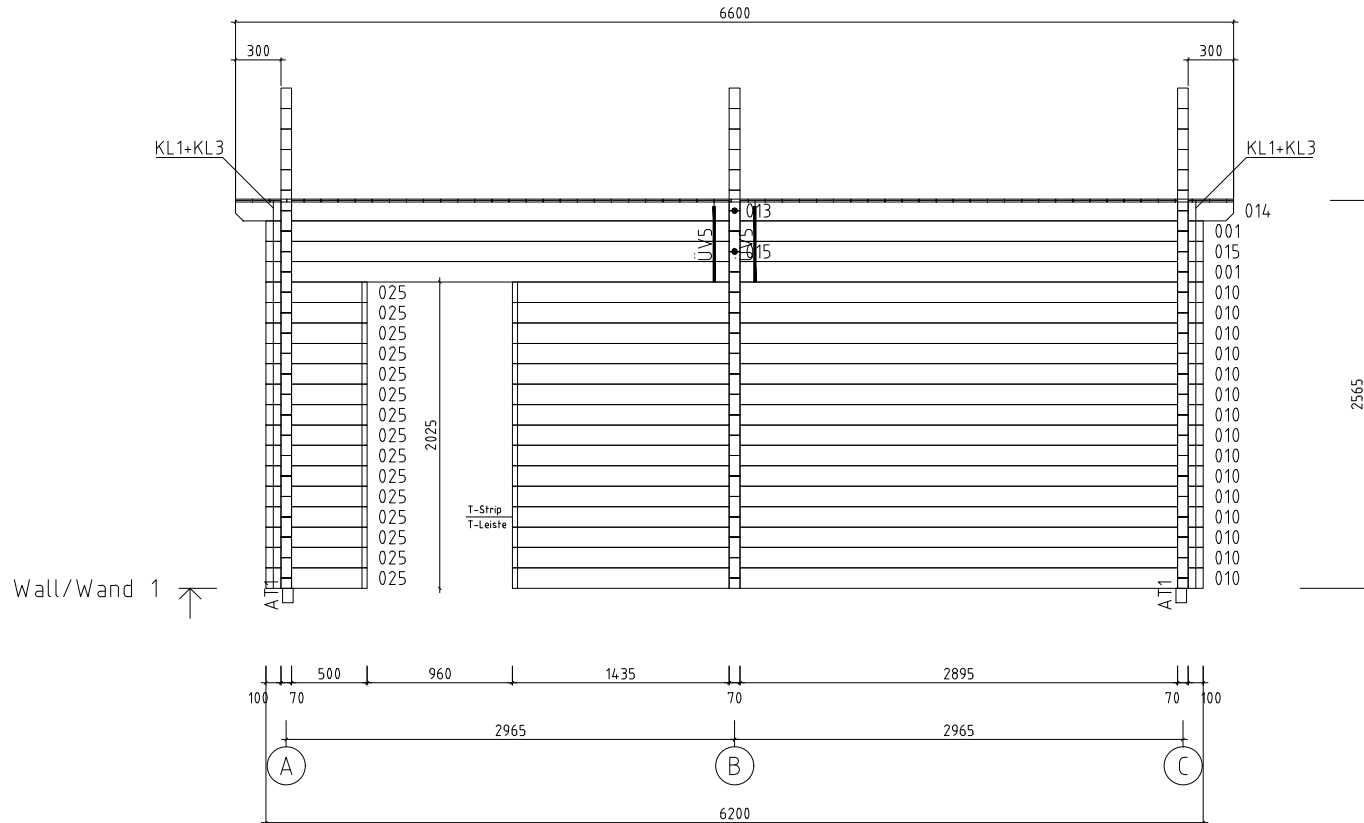
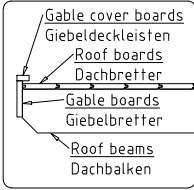



Wall/Wand B ↗

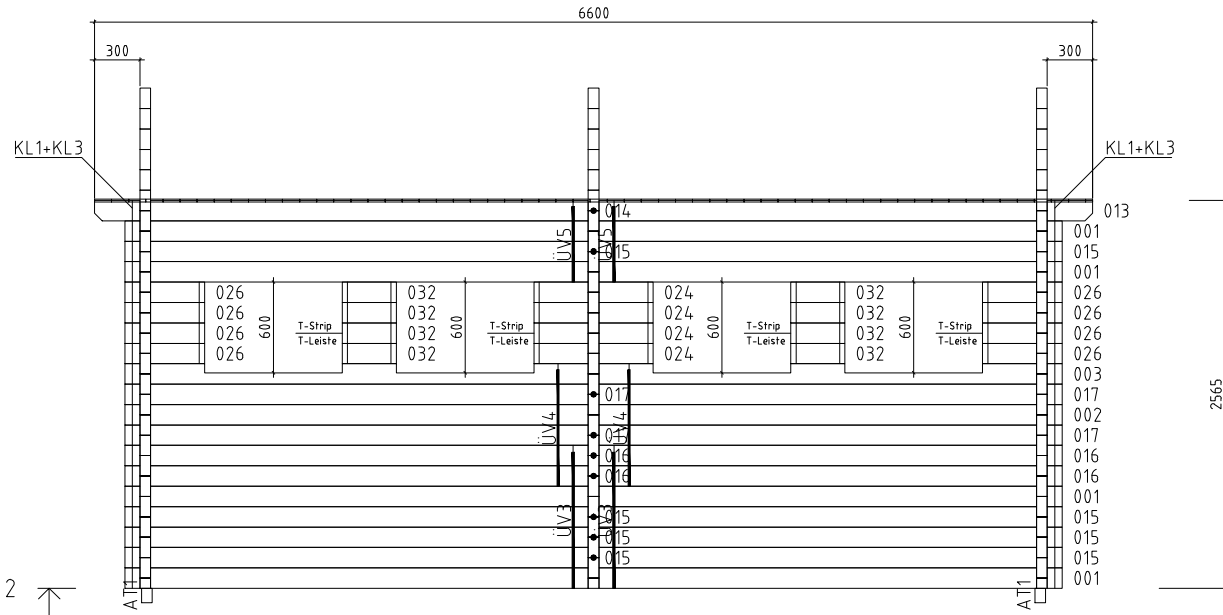
| | | | | | | |
|---|-------------------|--------|---------------------|------|--------|------------|
|  www.hansa24.com | Name | | Garage J 535x620 70 | | SKU | G0344 |
| | Drawing/Zeichnung | | Wall/Wand B | | Format | A4 |
| | Profile/Profil | 7x13.5 | Scale/Maßstab | 1:50 | Date | 11.03.2024 |



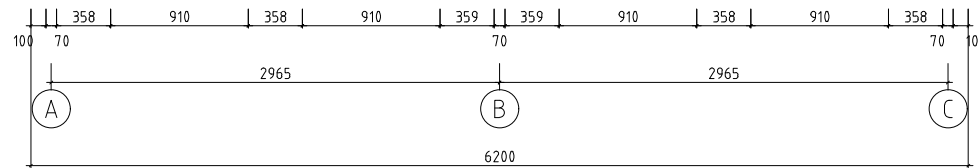
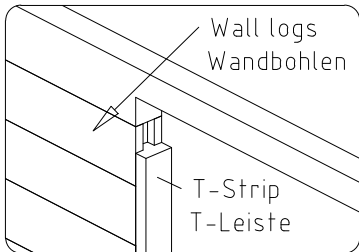
| | | | | | | | |
|--|-------------------|--------|---------------------|------|--------|------------|-------|
|  www.hansa24.com | Name | | Garage J 535x620 70 | | SKU | | G0344 |
| | Drawing/Zeichnung | | Wall/Wand C | | Format | | A4 |
| | Profile/Profil | 7x13.5 | Scale/Maßstab | 1:50 | Date | 11.03.2024 | |



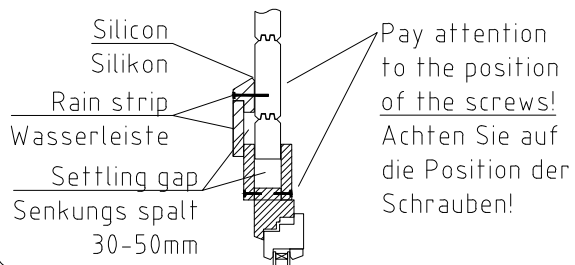
| | | | |
|--|----------------------------------|--------------------|--------------|
|  www.hansa24.com | Name Garage J 535x620 70 | | SKU G0344 |
| | Drawing/Zeichnung Wall/Wand 1 | | Format A4 |
| Profile/Profil 7x13.5 | Scale/Maßstab 1:50 | Date 11.03.2024 | |




Wall/Wand 2 ↑



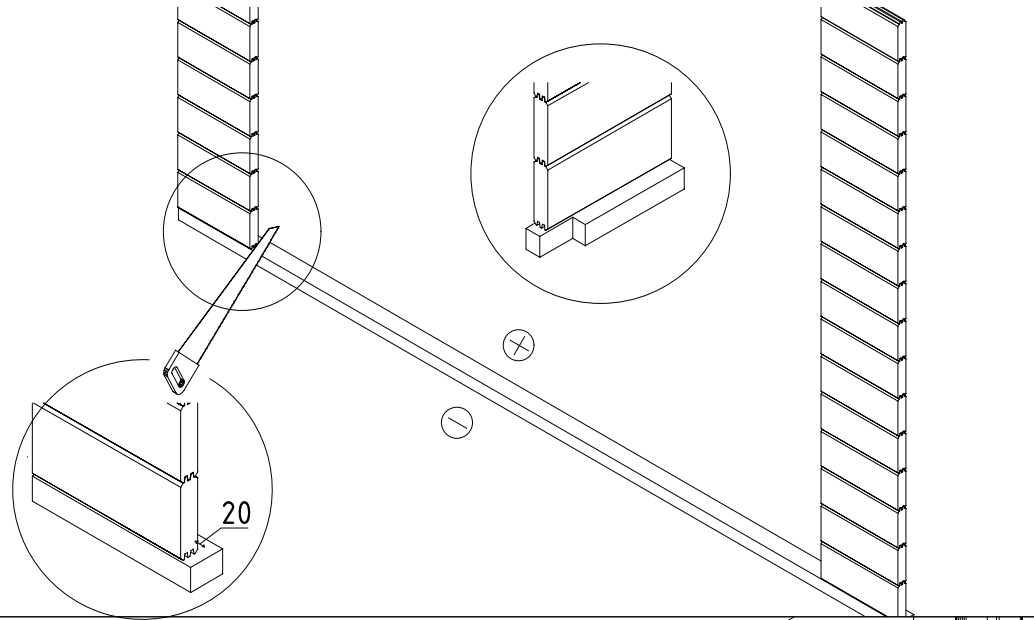
Rain strip / Wasserleiste



| | | | |
|--|----------------------------------|--------------------|--------------|
|  www.hansa24.com | Name Garage J 535x620 70 | | SKU G0344 |
| | Drawing/Zeichnung Wall/Wand 2 | | Format A4 |
| Profile/Profil 7x13.5 | Scale/Maßstab 1:50 | Date 11.03.2024 | |

GV-HR

1. Fundamenthölzer absagen - Cut the Foundation beams



Schraube - Screw 5.0x42

Pfettenschuhe - Joist hanger

Trägebalken - support beam

2. Montieren Trägebalken - Install the Support beam

3. Verbinden das Schwingtor - Connect the Up and Over Garage Door

(Siehe die Hörmann Anleitung für Montage - Follow the Hörmann Installation Instructions)

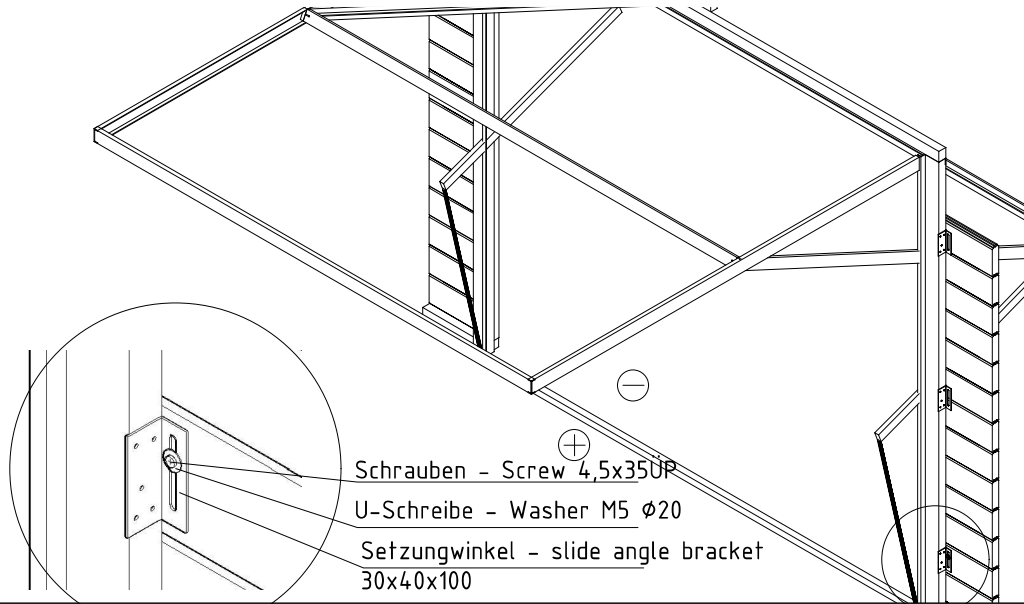
NB! Vorbohren Sie ein Loch - Pre-drill a hole

Schraube - Screw 5.5x100 (Flügel)

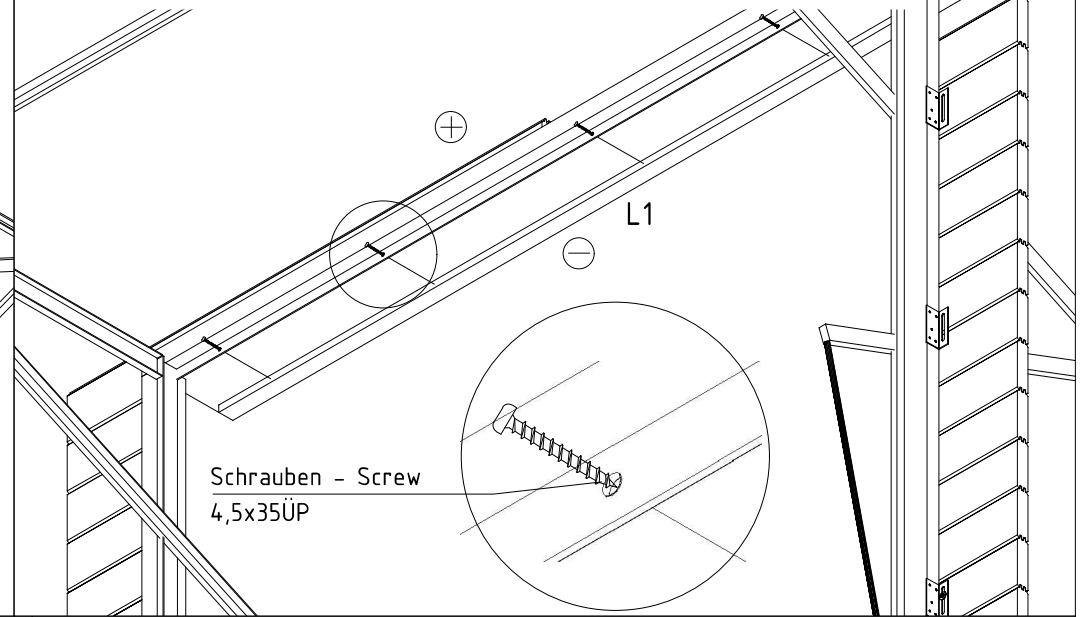
4. Verbinden die Leisten L2 - Connect the Strips L2

GV-HR

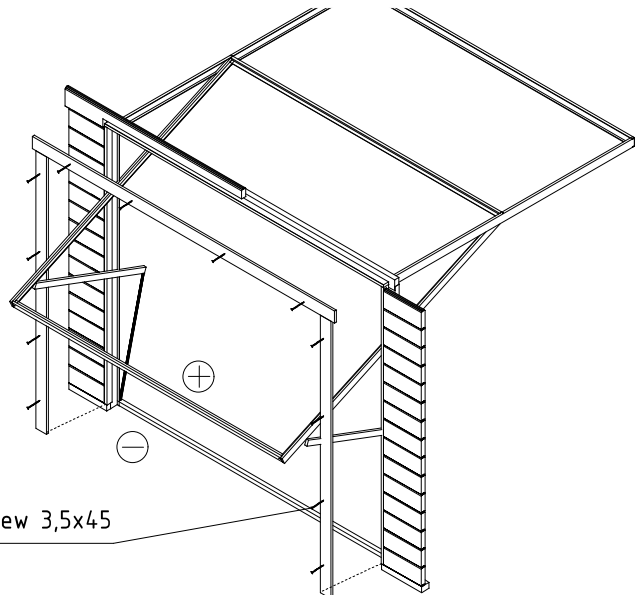
5. Befestigen der Setzungswinkel - Fasten the slide angle bracket



6. Befestigen die Leiste L1 - Fasten the strip L1
(Vorbohren Sie ein Loch - Pre-drill a hole)



7. Befestigen die Leisten - Fasten the Strips



8. Befestigen die Türbretter - Fasten the door board
(mit Schrauben 4.0x16, with Screw 4.0x16)

