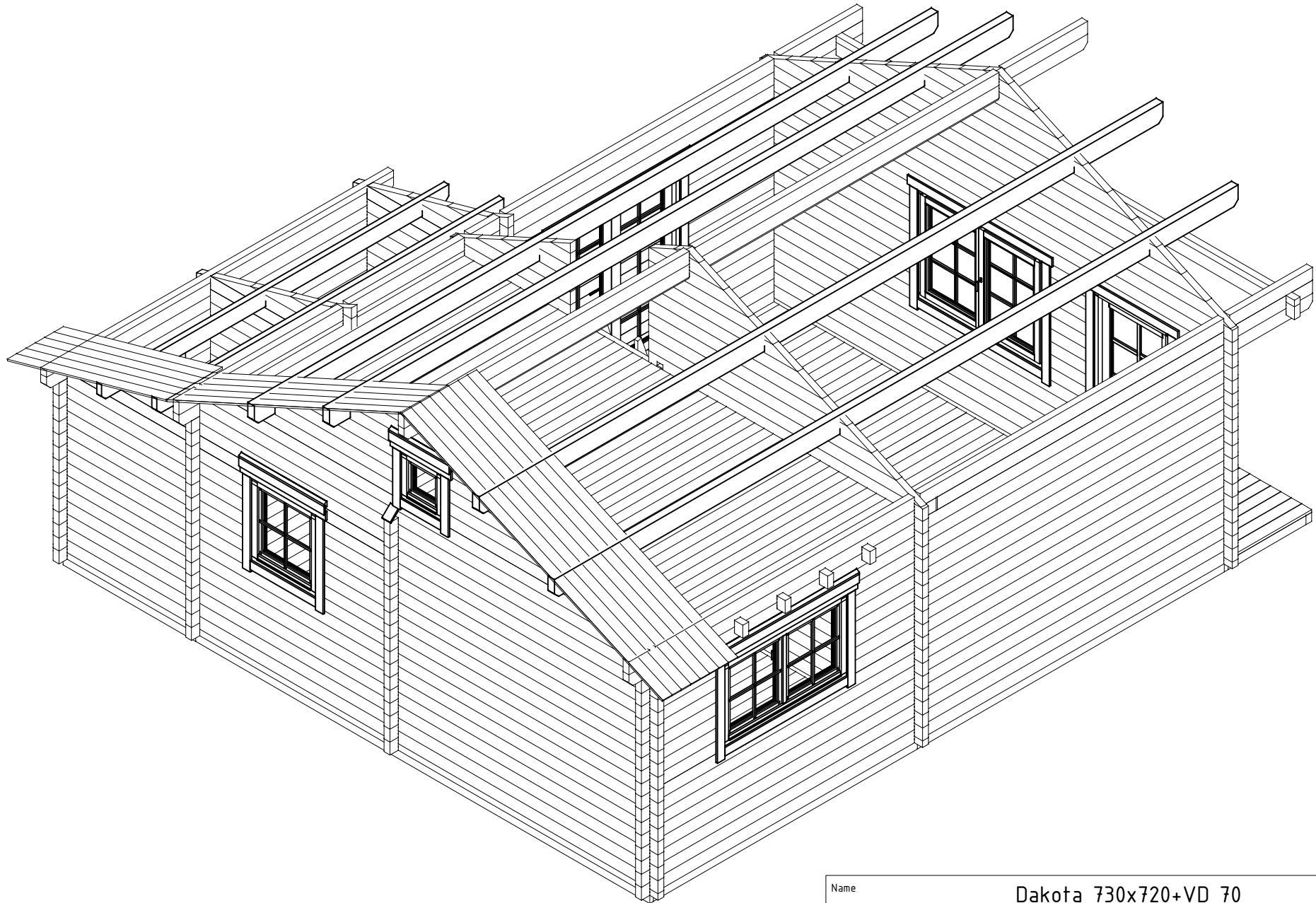
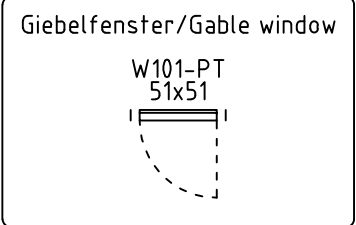
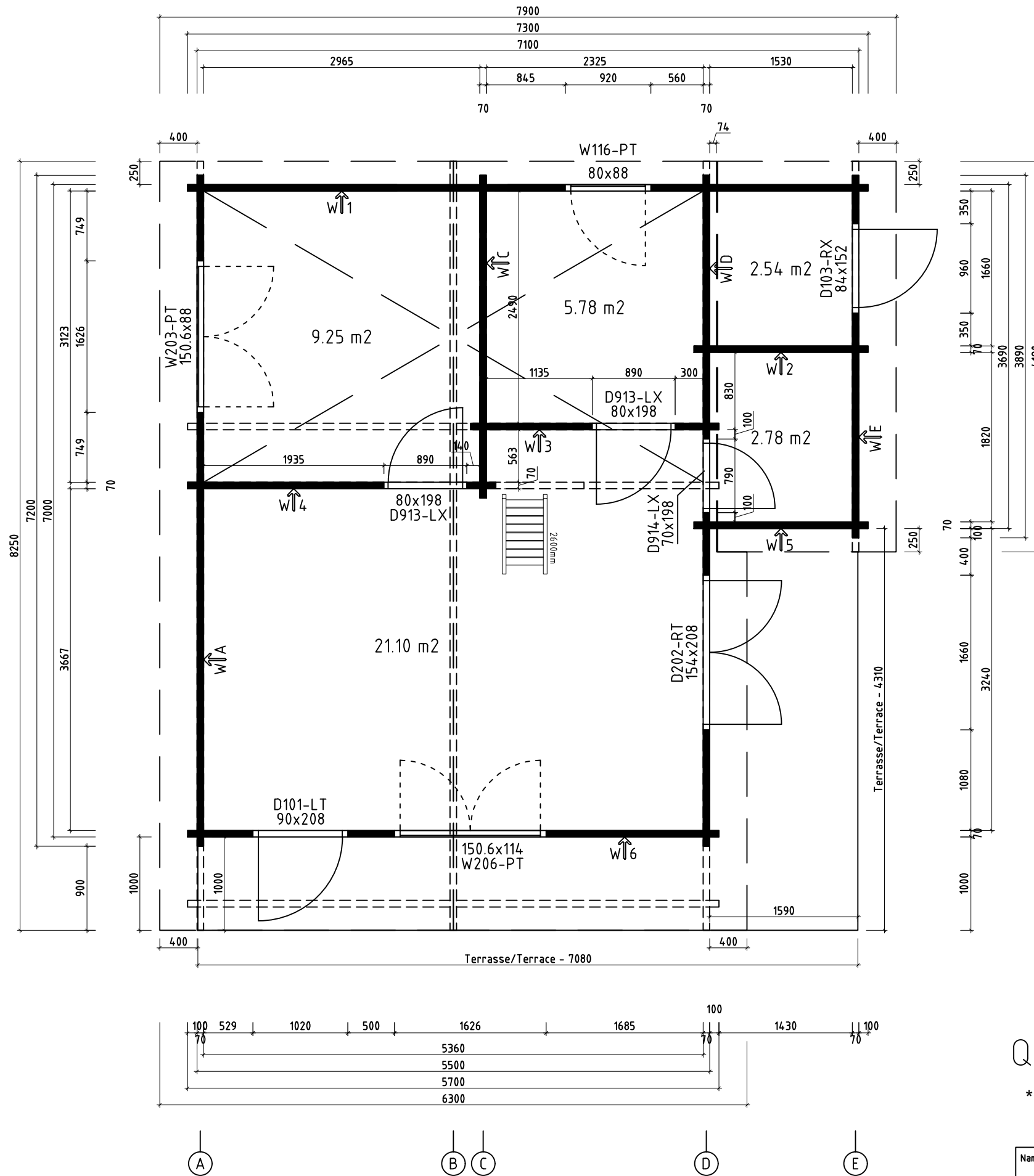


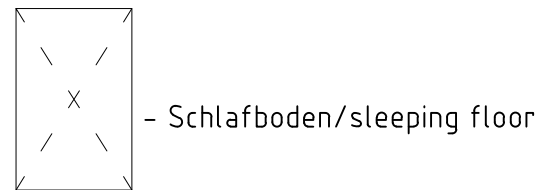
Name	Dakota 730x720+VD 70			
Zeichnung/Drawing	3D			
Maßstab/Scale	Profil/Profile	7x13.5	Datum/Date	22.03.2023



Name	Dakota 730x720+VD 70		
Zeichnung/Drawing	3D		
Maßstab/Scale	Profil/Profile	7x13.5	Datum/Date 22.03.2023



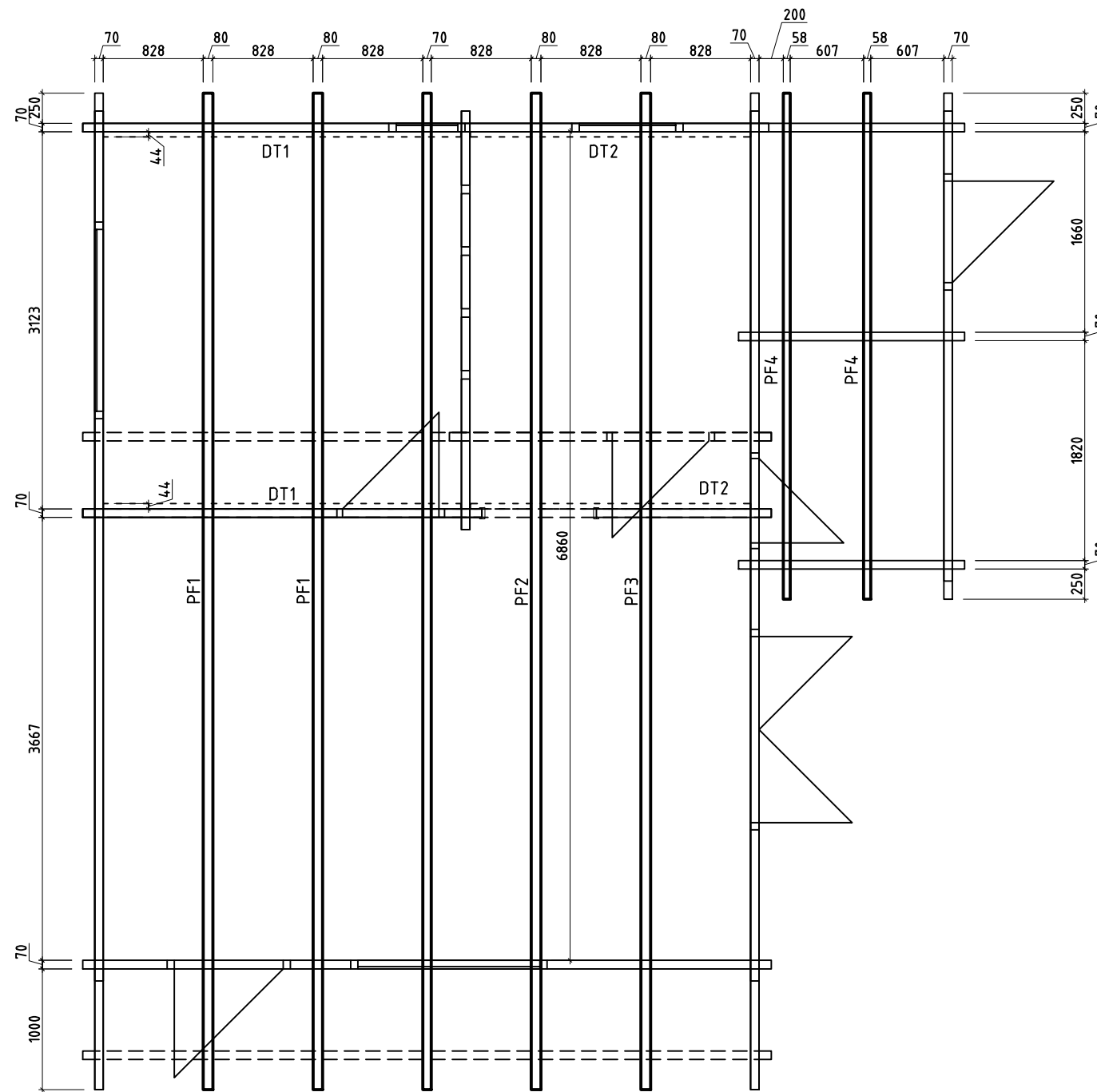
- ①
- ②
- ③
- ④
- ⑤
- ⑥
- ⑦



Q5 – Qualitätsklasse für Fenster und Türen/
Quality class for windows and doors

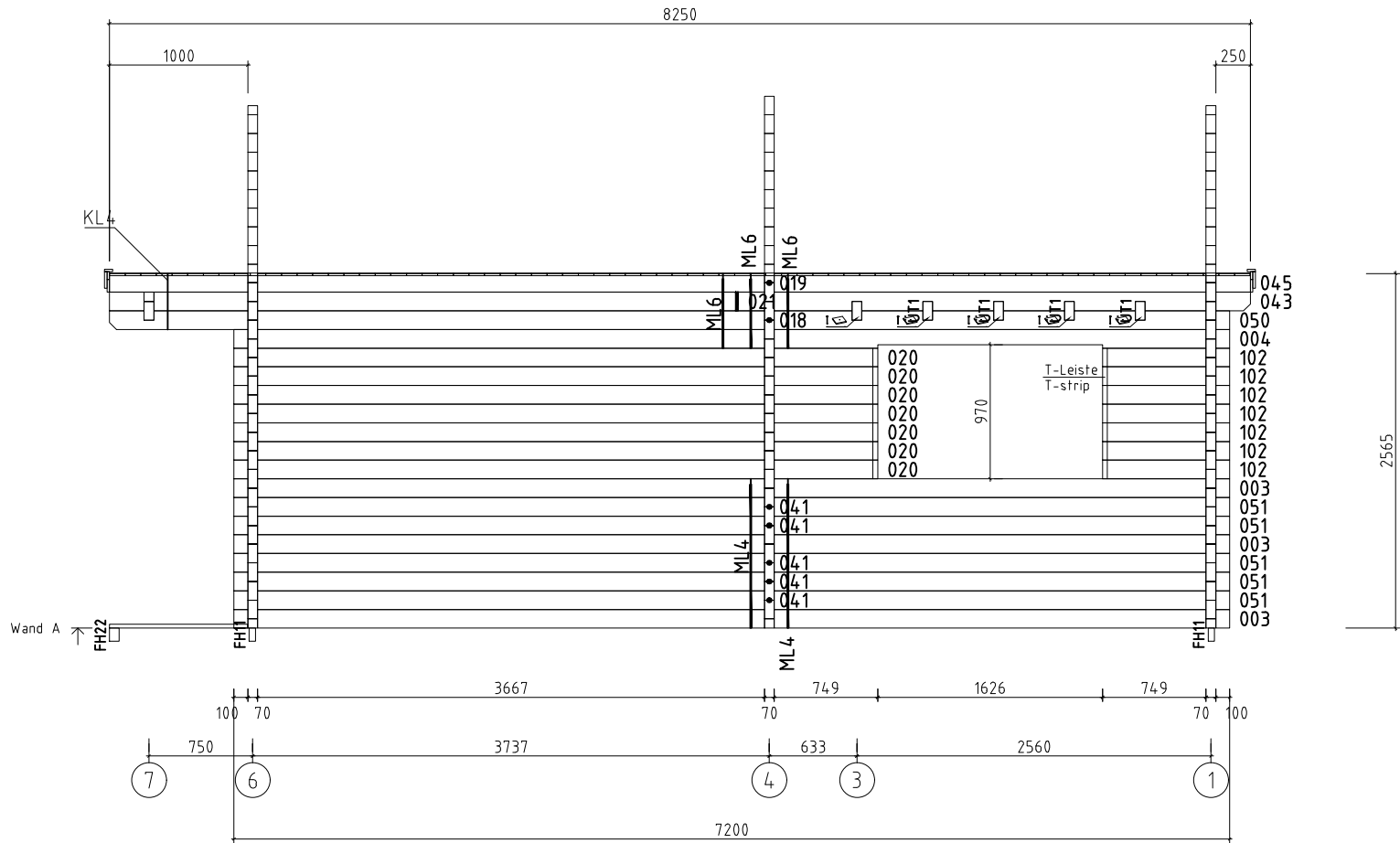
* Fenster und Türen sind mit Sprossen/
Windows and doors are with muntins

Name	Dakota 730x720+VD 70		
Zeichnung/Drawing	Grundplan; Plan		
Maßstab/Scale	1:50	Profil/Profile	7x13.5
Datum/Date	22.03.2023		

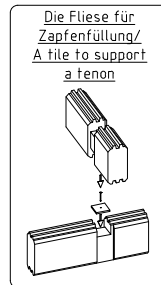
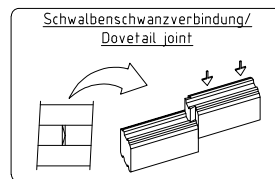
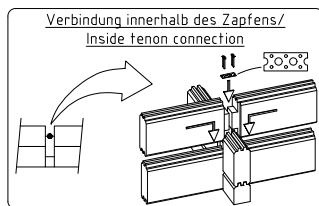


Name		Dakota 730x720+VD 70	
Zeichnung/Drawing		Pfetten; Purlins	
Maßstab/Scale	1:50	Profil/Profile	7x13.5
		Datum/Date	22.03.2023

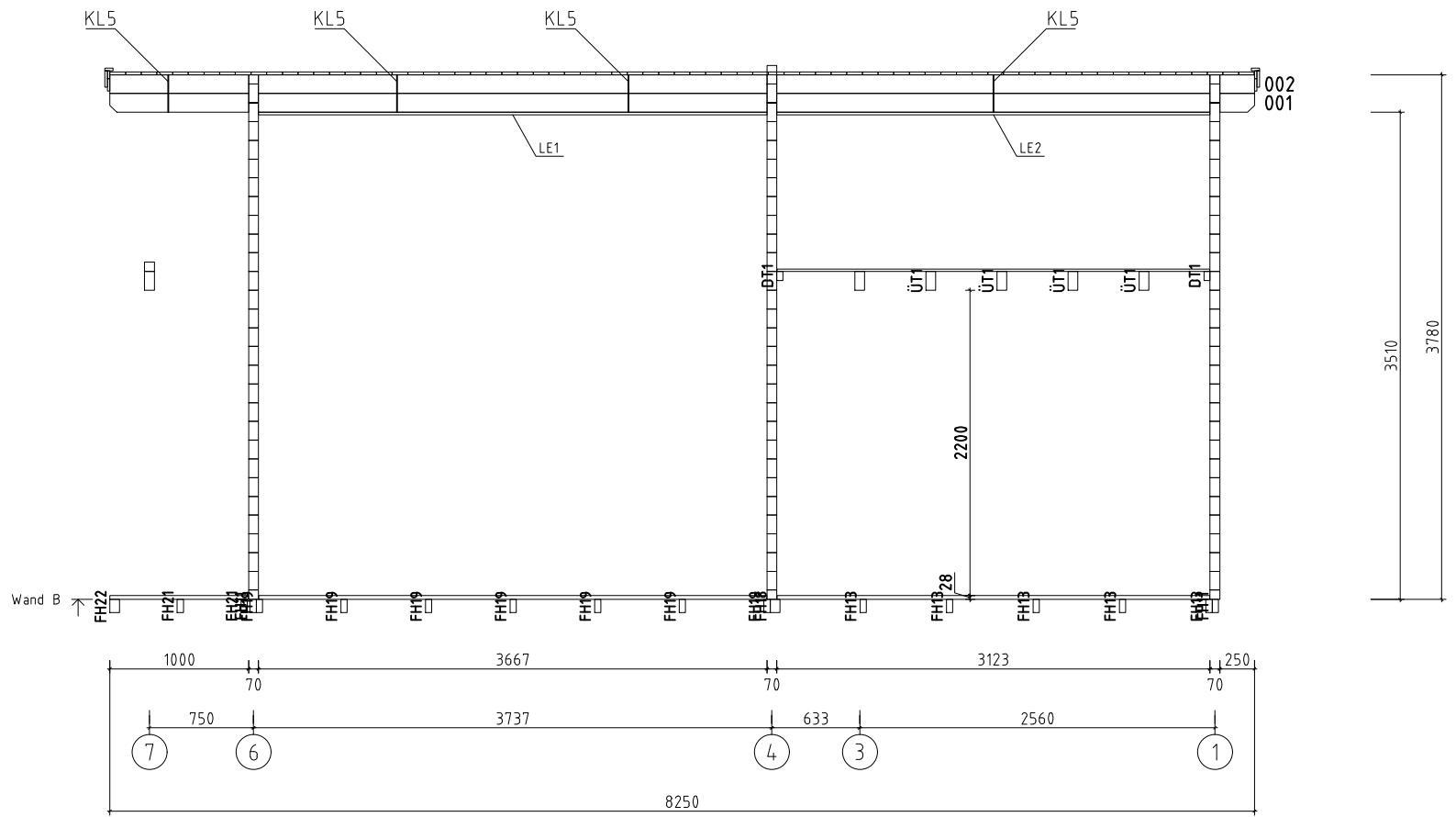
- Giebeldeckleisten
Gable cover strips
- Dachbretter
Roof boards 18x113
- Giebelleiste
Gable strips
- Giebelbretter
Gable boards
- Pfetten/Wandbohlen
Purlins/Wall log



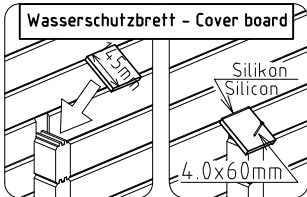
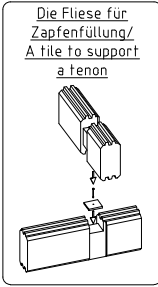
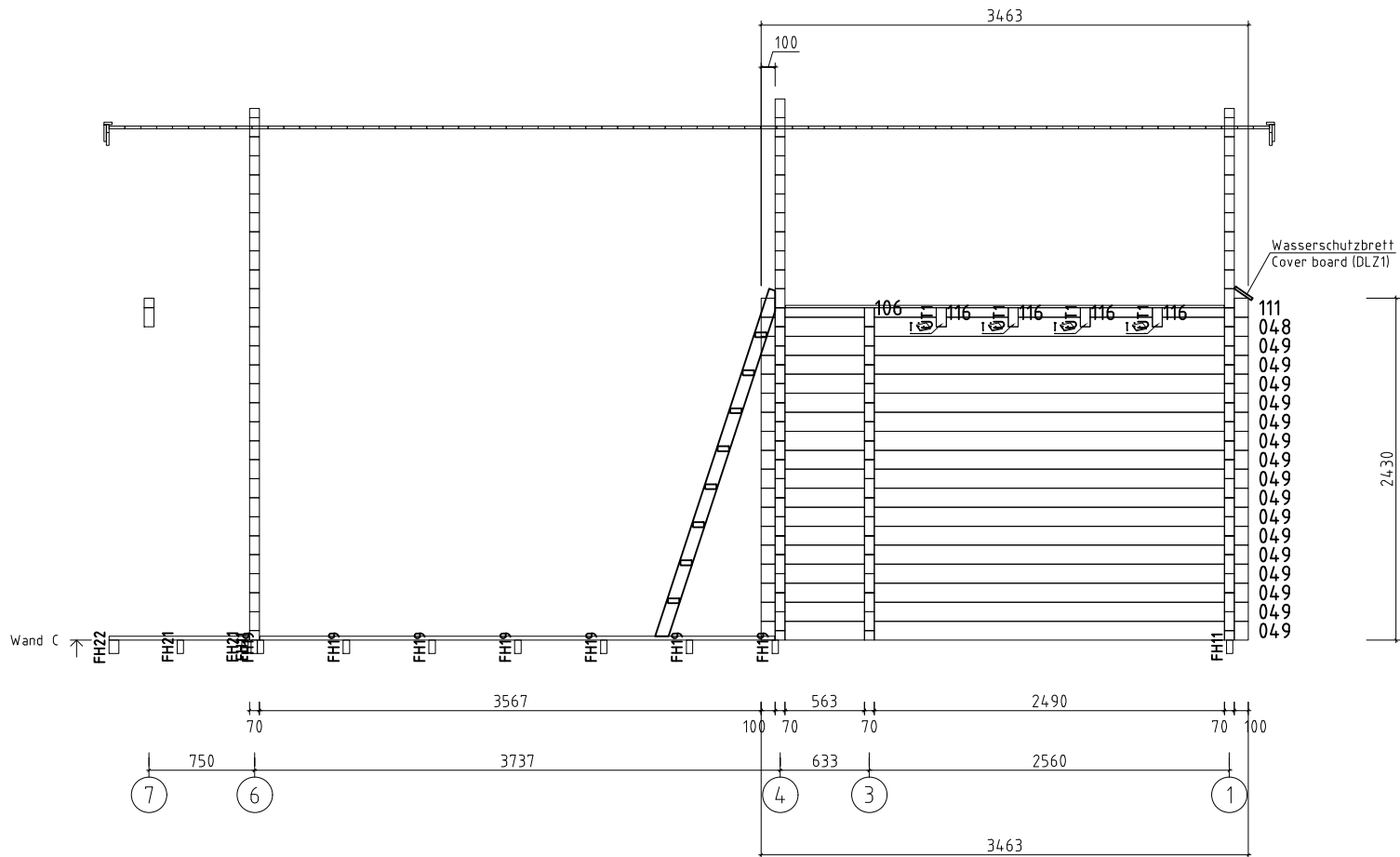
- Wandbohlen
Wall logs
- Fussbodenleiste
Floor strip
- Fussbodenbretter
Floor boards 28x113
- Fundamenthölzer
Foundation beams



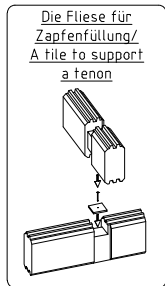
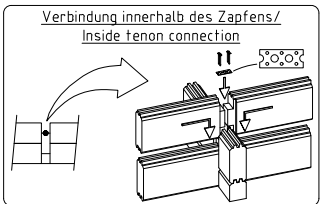
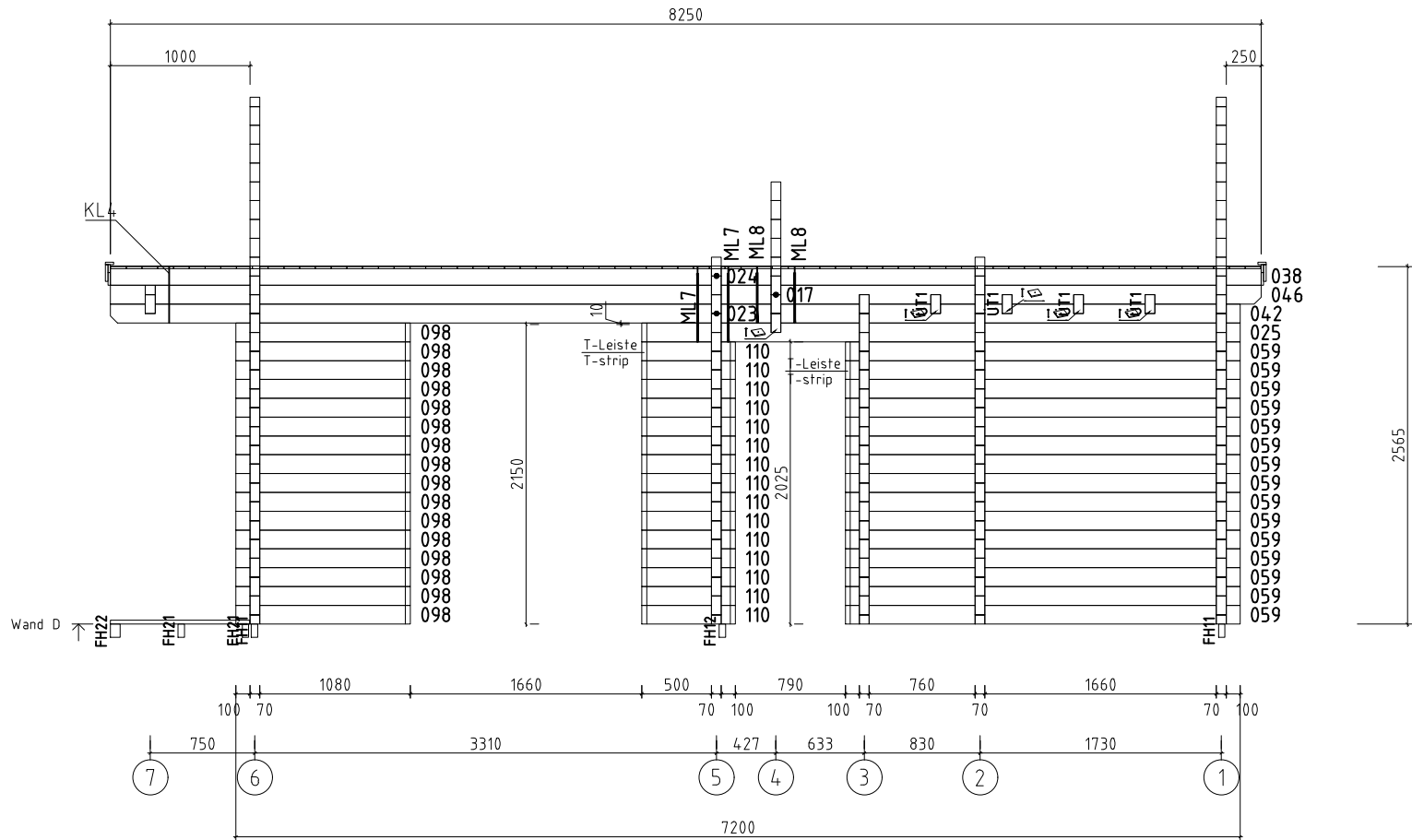
Name	Dakota 730x720+VD 70		
Zeichnung/Drawing	WAND A		
Mookkava	1:50	Profil/Profile	7.0x13.5
		Datum/Date	22.03.2023



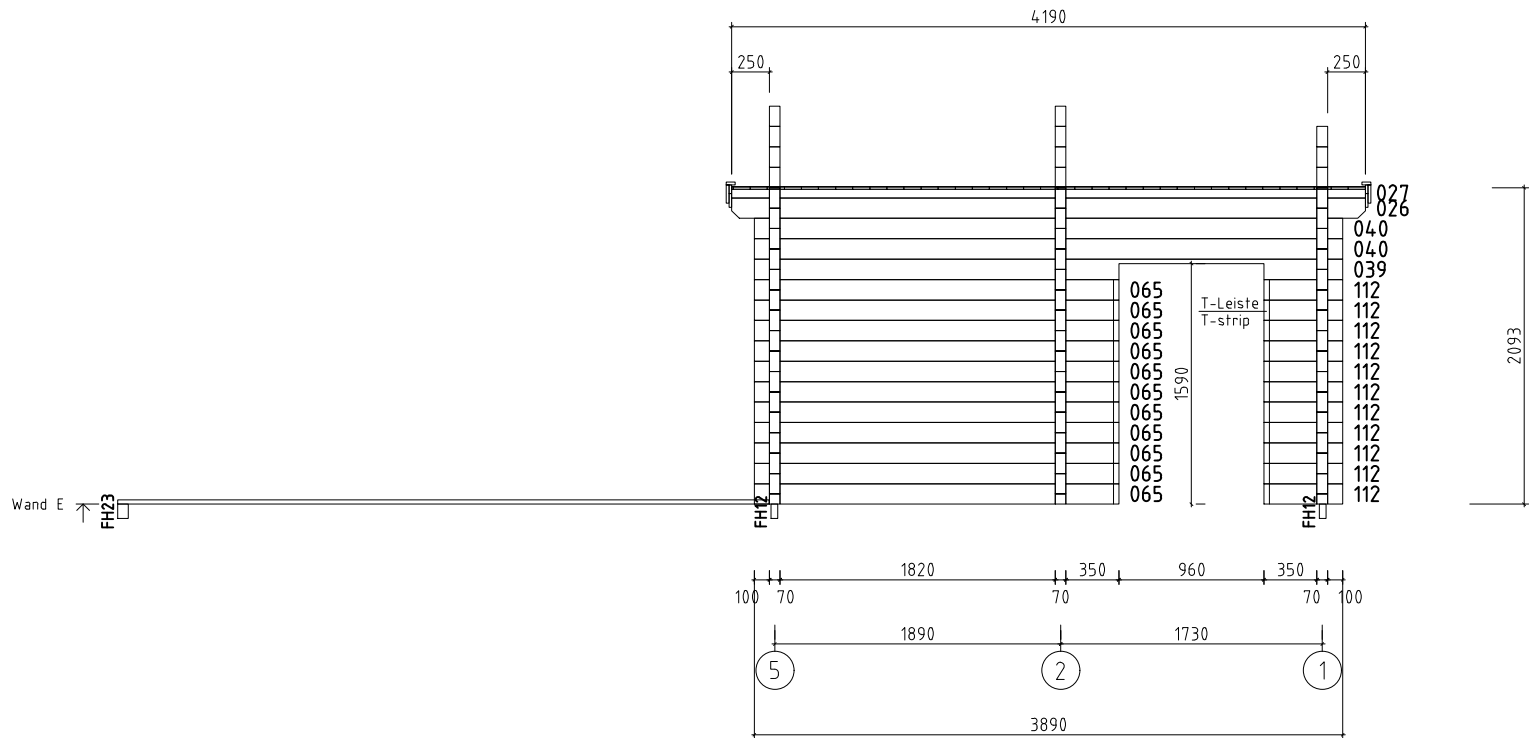
Name	Dakota 730x720+VD 70		
Zeichnung/Drawing	WAND B		
Mookkava	1:50	Profil/Profile	7.0x13.5
		Datum/Date	22.03.2023



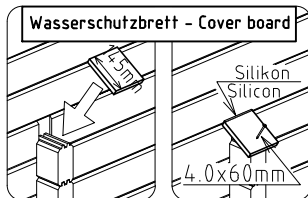
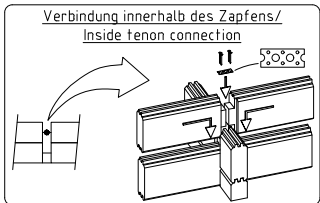
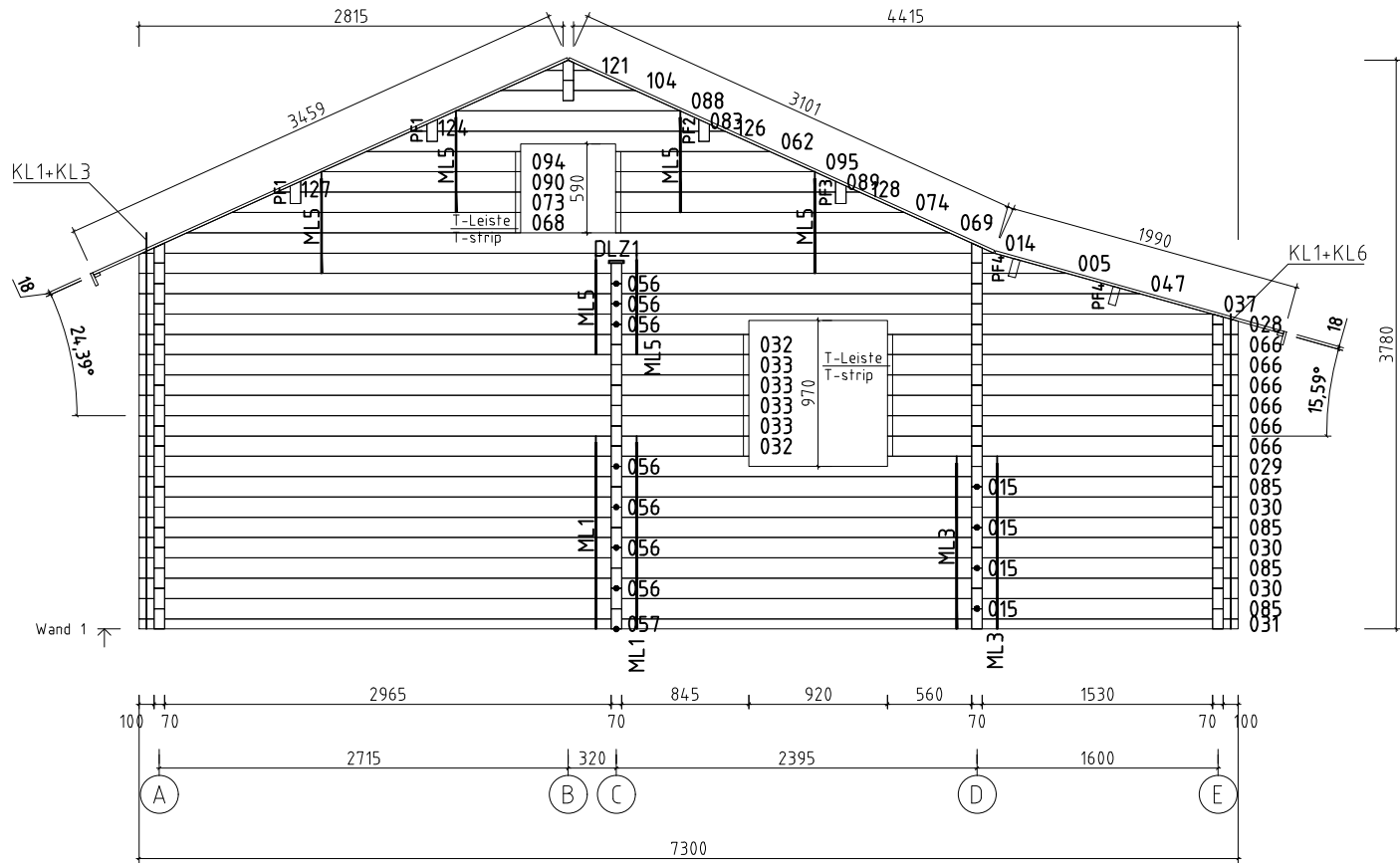
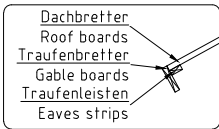
Name		Dakota 730x720+VD 70	
Zeichnung/Drawing		WAND C	
Mookkava	1:50	Profil/Profile	7.0x13.5
		Datum/Date	22.03.2023



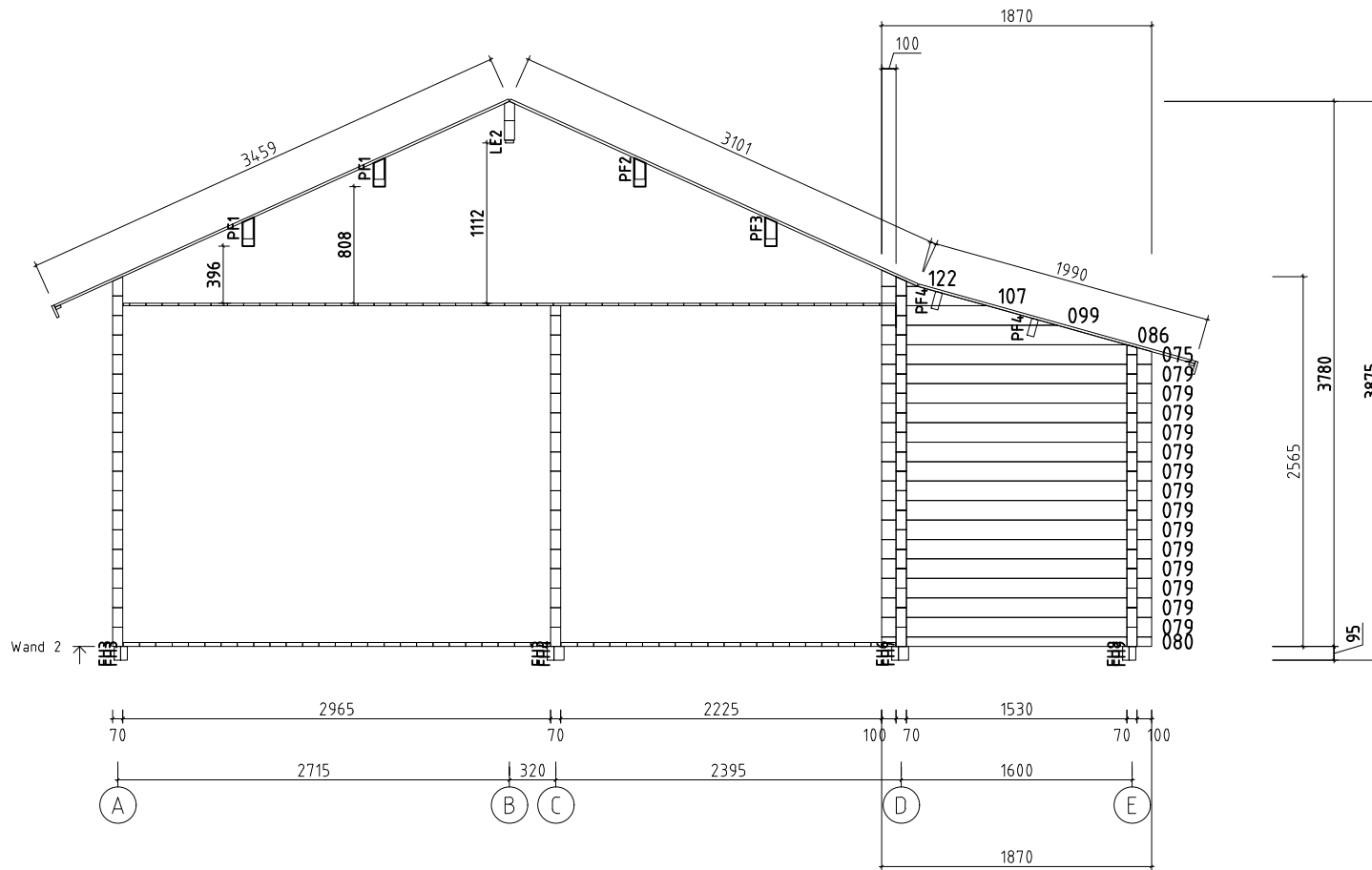
Name	Dakota 730x720+VD 70		
Zeichnung/Drawing	WAND D		
Mookkava	1:50	Profil/Profile	7.0x13.5
Datum/Date	22.03.2023		



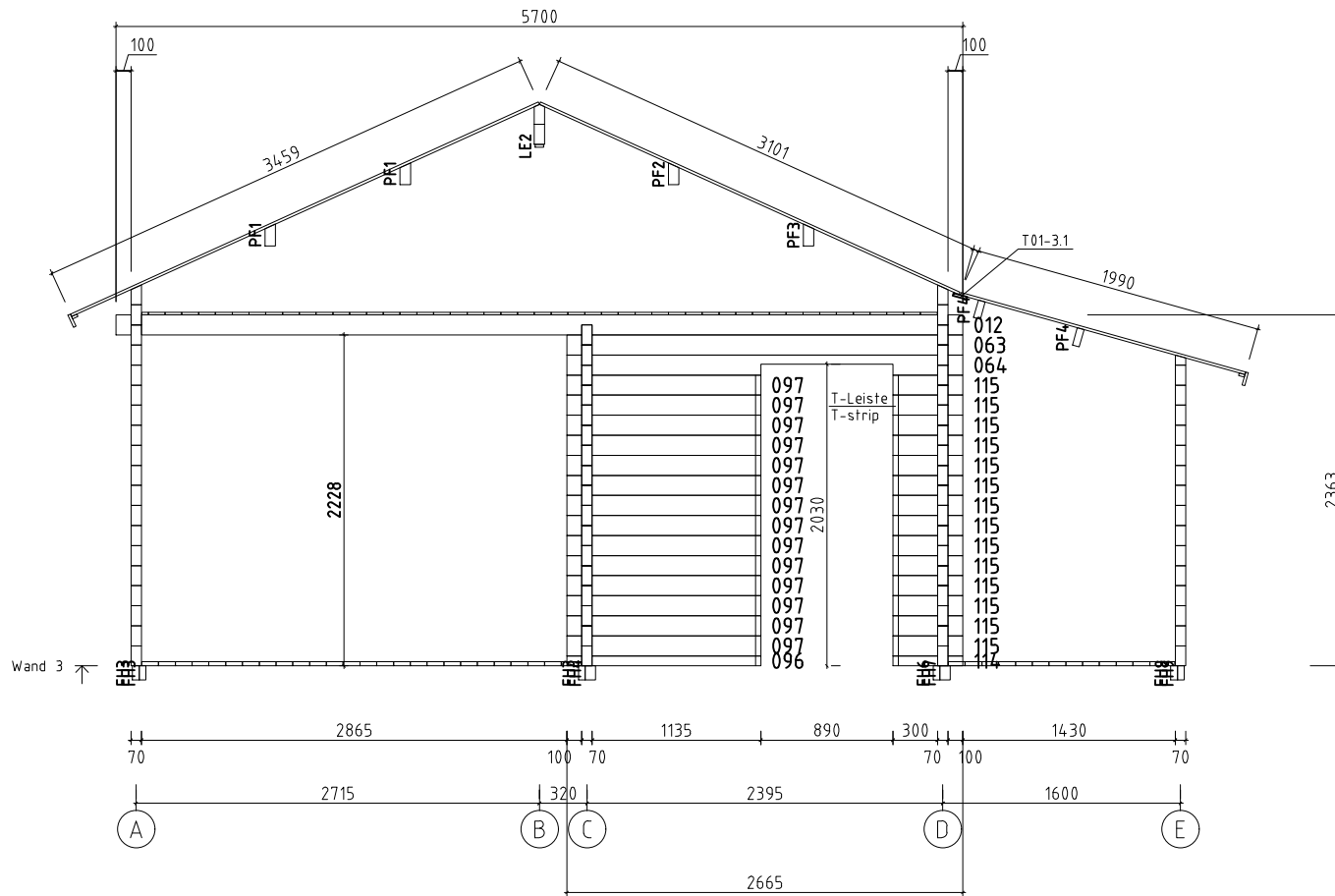
Name	Dakota 730x720+VD 70		
Zeichnung/Drawing	WAND E		
Mootkava	1:50	Profil/Profile	7.0x13.5
Datum/Date	22.03.2023		



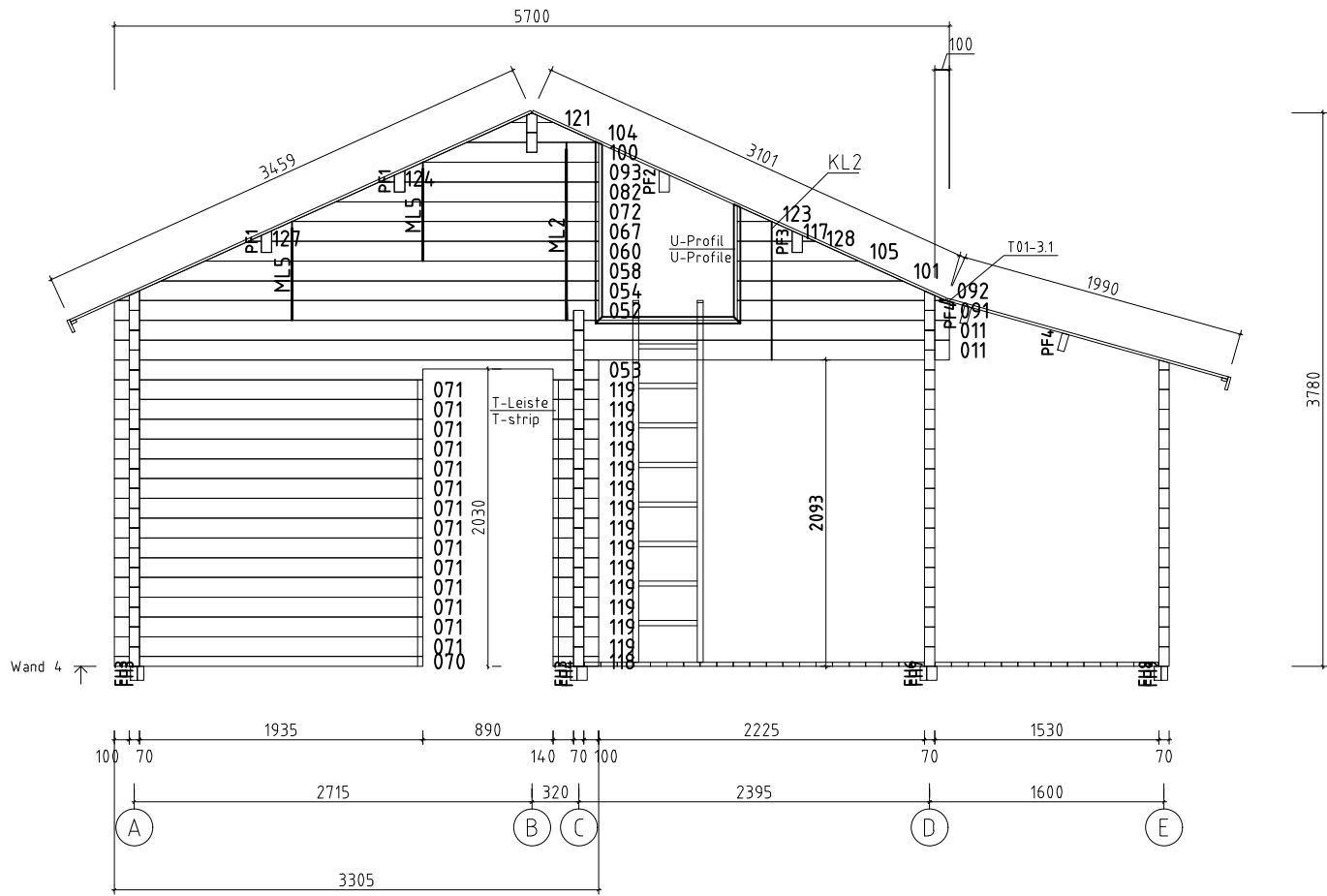
Name	Dakota 730x720+VD 70		
Zeichnung/Drawing	WAND 1		
Mookkava	1:50	Profil/Profile	7.0x13.5
Datum/Date	22.03.2023		




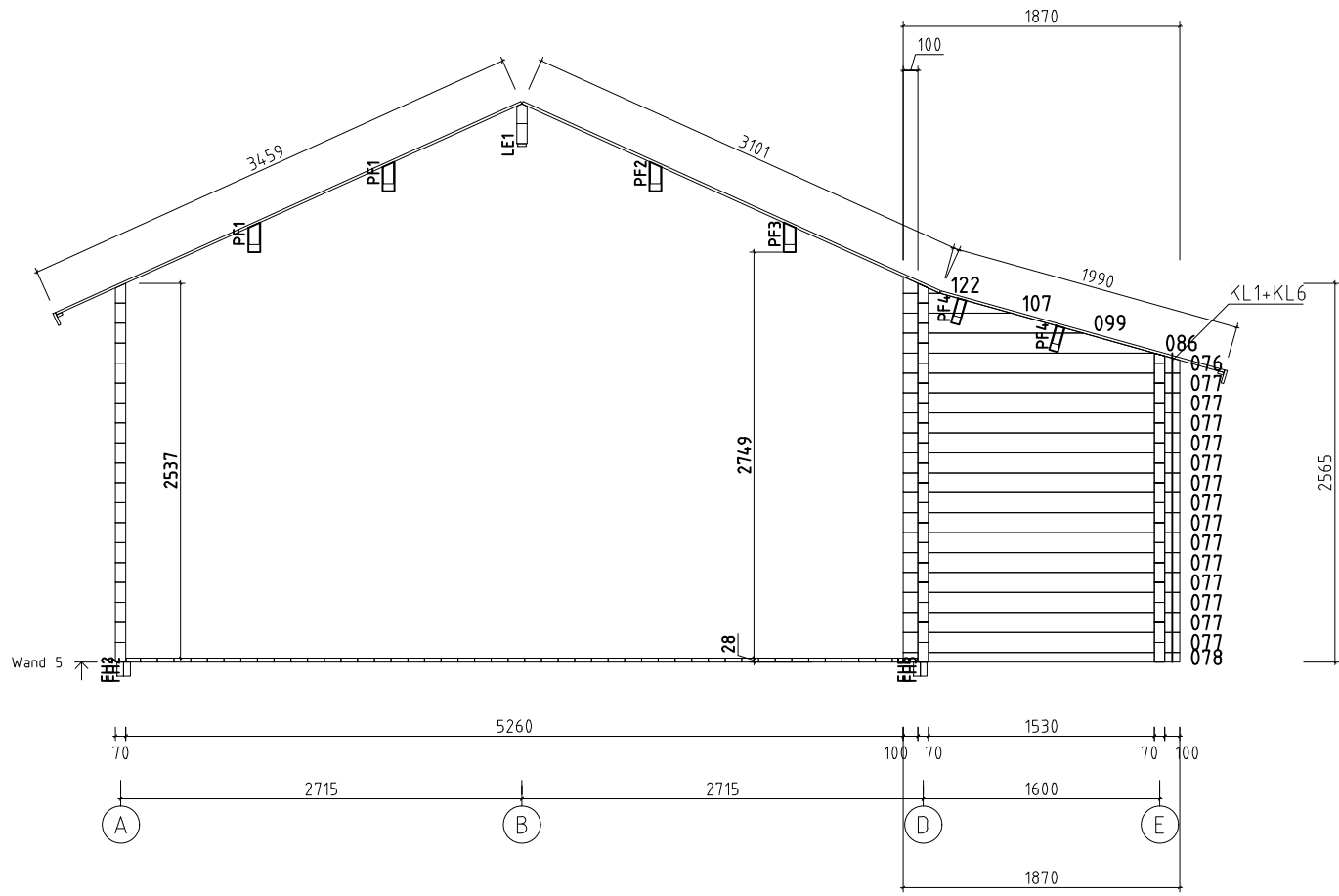
Name	Dakota 730x720+VD 70		
Zeichnung/Drawing	WAND 2		
Mootkava	1:50	Profil/Profile	7.0x13.5
		Datum/Date	22.03.2023



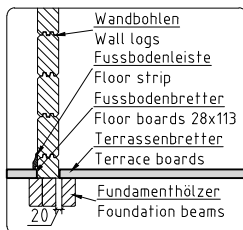
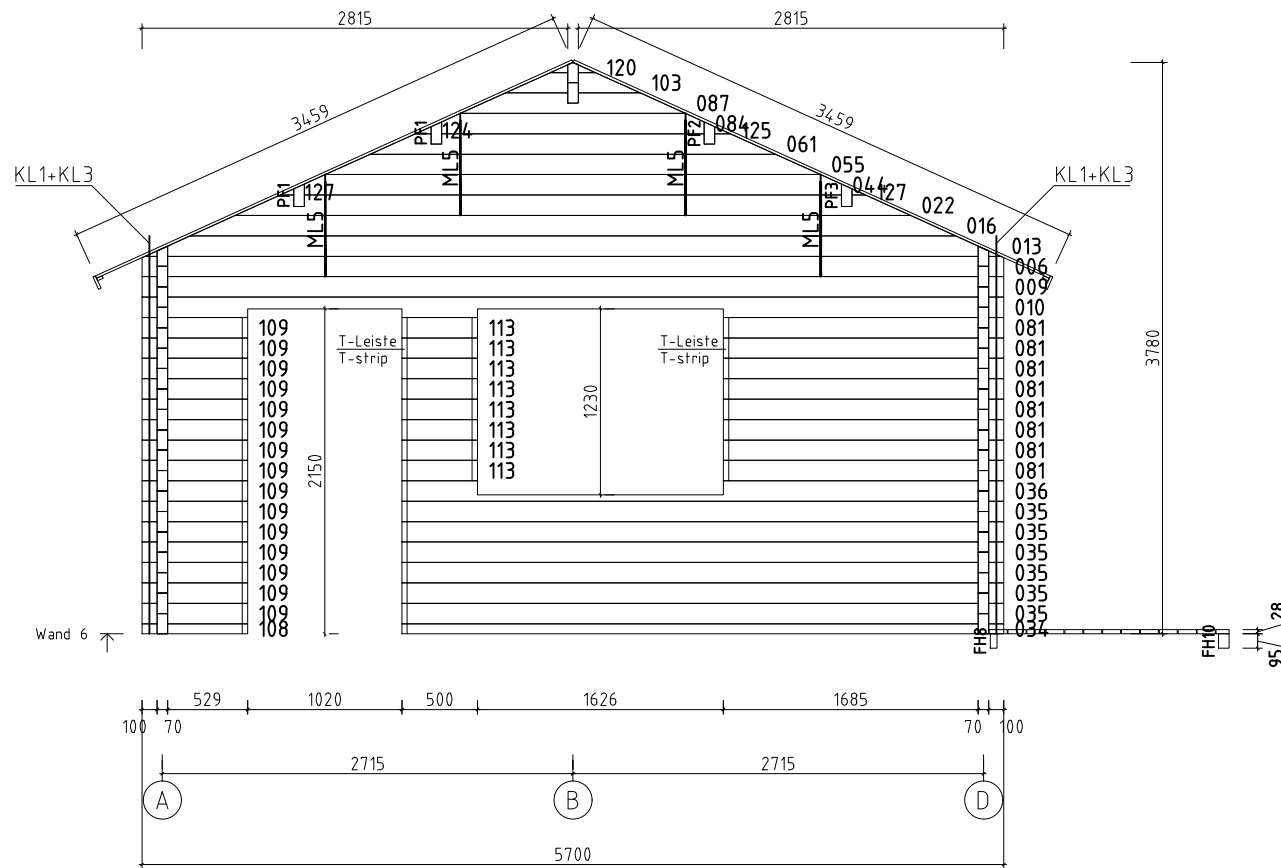
Name	Dakota 730x720+VD 70		
Zeichnung/Drawing	WAND 3		
Mootkava	1:50	Profil/Profile	7.0x13.5
		Datum/Date	22.03.2023



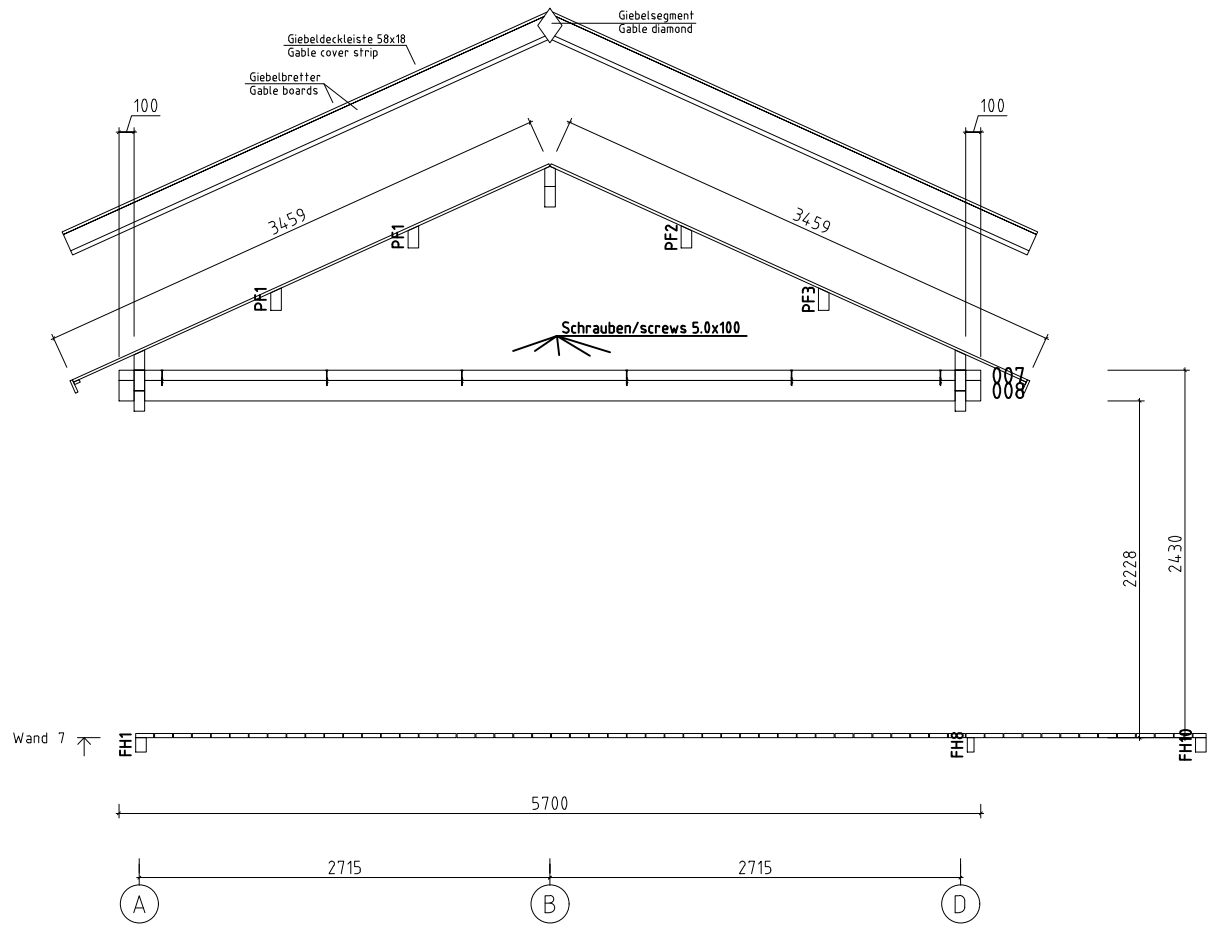
Name				Dakota 730x720+VD 70			
Zeichnung/Drawing				WAND 4			
Mootkava	1:50	Profil/Profile	7.0x13.5	Datum/Date	22.03.2023		





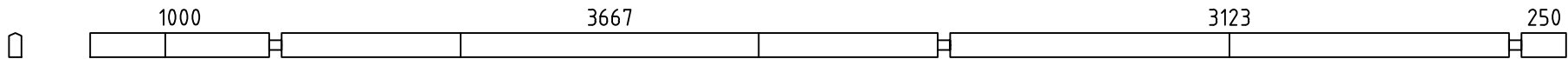
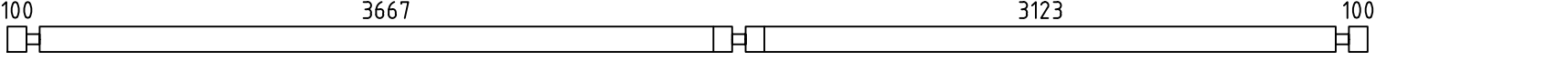
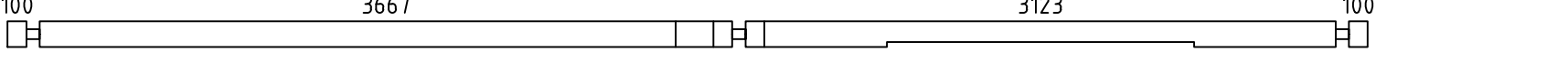
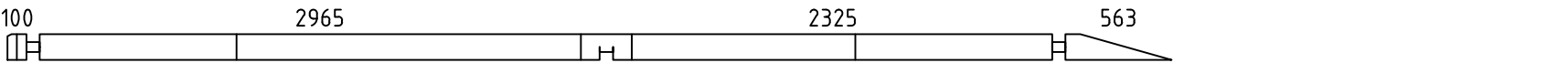

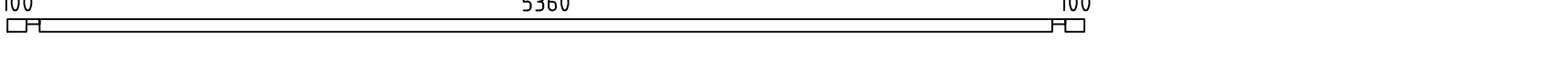

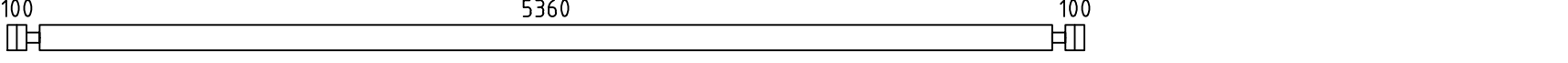

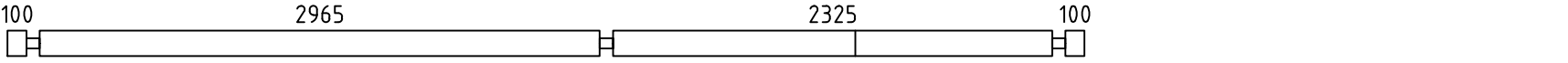

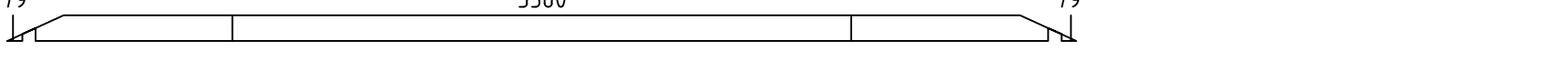


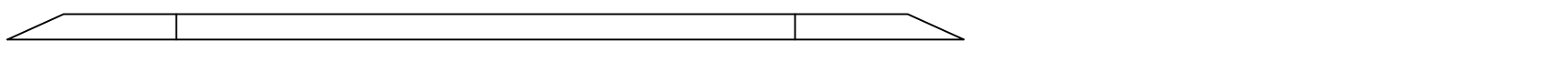
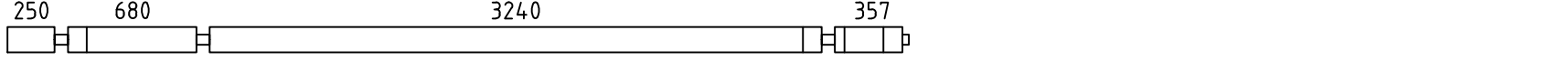


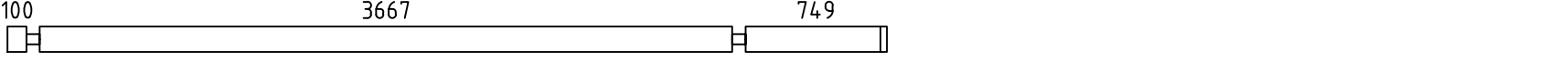

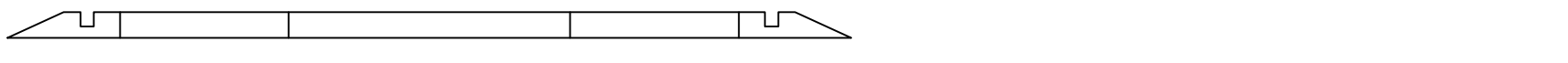
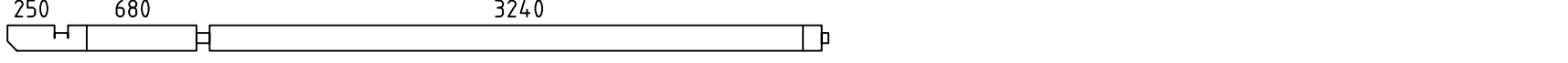

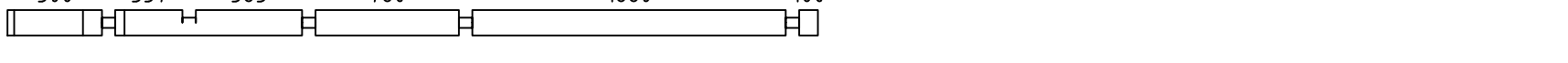
Name		Dakota 730x720+VD 70	
Zeichnung/Drawing		WAND 5	
Mootkava	1:50	Profil/Profile	7.0x13.5
		Datum/Date	22.03.2023



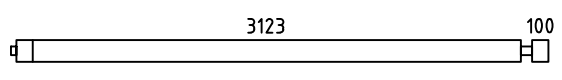
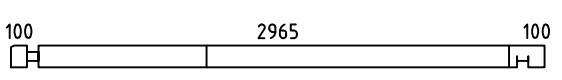
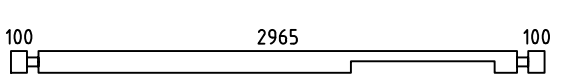
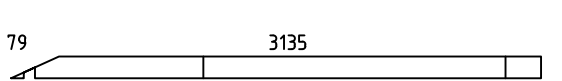

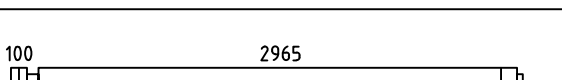
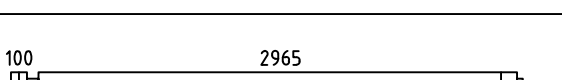

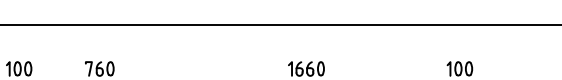
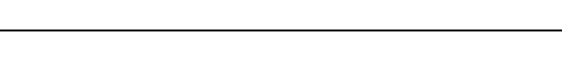
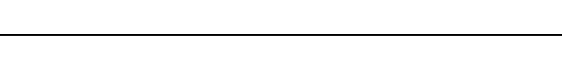








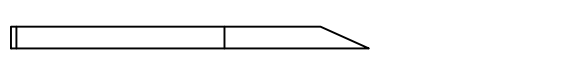
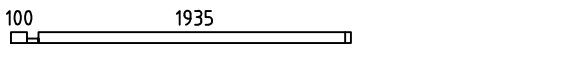
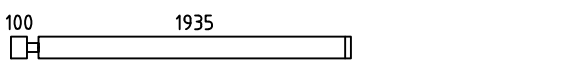
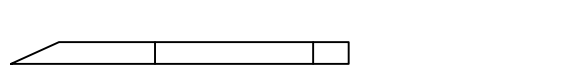
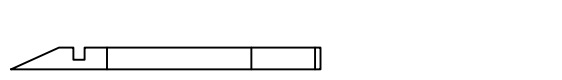
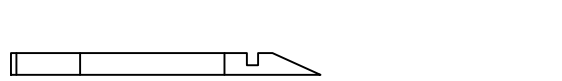
Name	Dakota 730x720+VD 70		
Zeichnung/Drawing	WAND 6		
Mookkava	1:50	Profil/Profile	7.0x13.5
		Datum/Date	22.03.2023

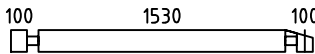
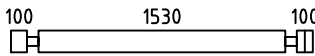
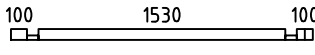
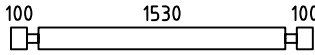
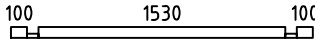



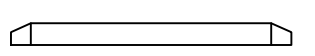

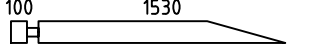
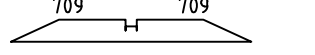
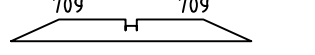

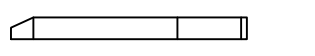


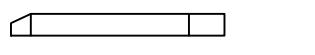
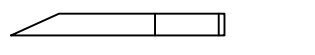
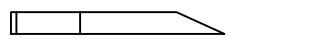



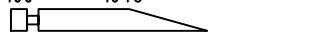
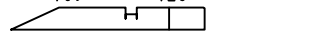




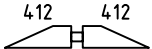
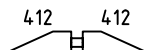
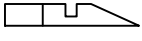
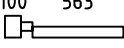
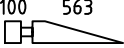
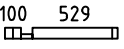
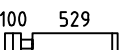
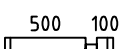
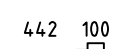


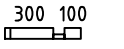
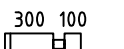










Name		Dakota 730x720+VD 70	
Zeichnung/Drawing		WAND 7	
Mootkava	1:50	Profil/Profile	7.0x13.5
		Datum/Date	22.03.2023























Pos	Teieliste/Specification Dakota 730x720+VD 70	Stck Pcs.	Profil Profile (mm)	Länge Length (mm)
	Achtung! Die Giebelbohlen können teilweise schon vormontiert sein! Bitte beachten - diese erscheinen nicht ganz so wie in der Teieliste beschrieben.			
	Notice! The gable pieces can be partly pre-assembled! Please notice - those differ from the description given in the specification list.			
000		1	70x135	8250
001		1	70x135	8250
002		1	70x135	8250
003		3	70x135	7200
004		1	70x135	7200
005		1	70x135	6163
006		1	70x135	5700
007		1	70x68	5700
008		1	70x135	5700
009		1	70x135	5700
010		1	70x135	5700
011		2	70x135	5700
012		1	70x135	5700
013		1	70x135	5658
014		1	70x135	5658
015		4	70x135	5565
016		1	70x135	5062
017		1	70x135	4772
018		1	70x135	4772
019		1	70x135	4772
020		7	70x135	4655
021		1	70x135	4544
022		1	70x135	4467
023		1	70x135	4345
024		1	70x135	4345
025		1	70x135	4290











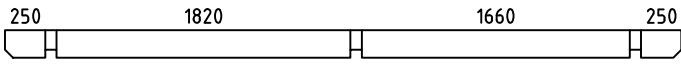
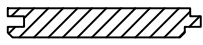
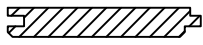
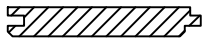






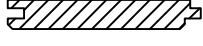
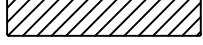
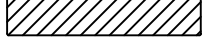


Pos	Teileliste/Specification Dakota 730x720+VD 70	Stck Pcs.	Profil Profile (mm)	Länge Length (mm)
026		1	70x135	4190
027		1	70x68	4190
028		1	70x135	4130
029		1	70x135	4130
030		3	70x135	4130
031		1	70x68	4130
032		2	70x135	4050
033		4	70x135	4050
034		1	70x68	3981
035		6	70x135	3981
036		1	70x135	3981
037		1	70x135	3960
038		1	70x135	3905
039		1	70x135	3890
040		2	70x135	3890
041		5	70x135	3872
042		1	70x135	3755
043		1	70x135	3721
044		1	70x135	3553
045		1	70x135	3478
046		1	70x135	3478
047		1	70x135	3476
048		1	70x135	3463
049		16	70x135	3463
050		1	70x135	3328



















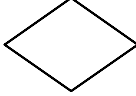
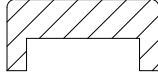
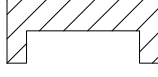




Pos	Teileliste/Specification Dakota 730x720+VD 70	Stck Pcs.	Profil Profile (mm)	Länge Length (mm)
051		5	70x135	3328
052		1	70x135	3305
053		1	70x135	3305
054		1	70x135	3284
055		1	70x135	3276
056		7	70x135	3170
057		1	70x68	3170
058		1	70x135	2986
059		15	70x135	2830
060		1	70x135	2688
061		1	70x135	2680
062		1	70x135	2680
063		1	70x135	2665
064		1	70x135	2665
065		11	70x135	2410
066		6	70x135	2330
067		1	70x135	2232
068		1	70x135	2216
069		1	70x135	2216
070		1	70x68	2105
071		14	70x135	2105
072		1	70x135	2093
073		1	70x135	1918
074		1	70x135	1918
075		1	70x135	1870
















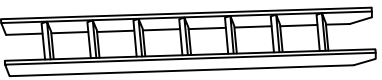









Pos	Teileliste/Specification Dakota 730x720+VD 70	Stck Pcs.	Profil Profile (mm)	Länge Length (mm)
076		1	70x135	1870
077		14	70x135	1870
078		1	70x68	1870
079		14	70x135	1870
080		1	70x68	1870
081		8	70x135	1855
082		1	70x135	1795
083		1	70x135	1737
084		1	70x135	1737
085		4	70x135	1735
086		2	70x135	1700
087		1	70x135	1489
088		1	70x135	1489
089		1	70x135	1462
090		1	70x135	1462
091		1	70x135	1447
092		1	70x135	1426
093		1	70x135	1323
094		1	70x135	1323
095		1	70x135	1323
096		1	70x68	1305
097		14	70x135	1305
098		16	70x135	1250
099		2	70x135	1216
100		1	70x135	1199











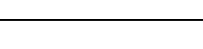






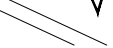







Pos	Teileliste/Specification Dakota 730x720+VD 70	Stck Pcs.	Profil Profile (mm)	Länge Length (mm)
101		1	70x135	1129
102		7	70x135	919
103		1	70x135	893
104		2	70x135	893
105		1	70x135	831
106		1	70x135	733
107		2	70x135	733
108		1	70x68	699
109		15	70x135	699
110		15	70x135	670
111		1	70x135	612
112		11	70x135	520
113		8	70x135	500
114		1	70x68	470
115		14	70x135	470
116		4	70x68	442
117		1	70x135	374
118		1	70x68	310
119		14	70x135	310
120		1	70x68	298
121		2	70x67	298
122		2	70x113	249
123		1	70x107	235
124		3	70x47	104
125		1	70x47	104

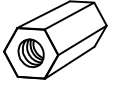
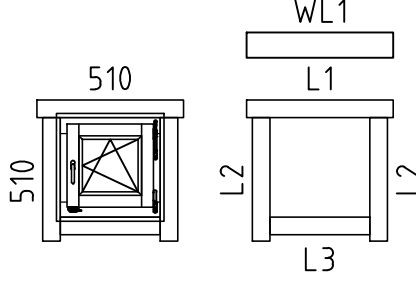
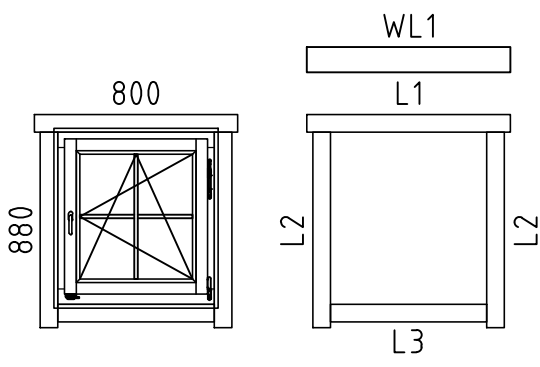
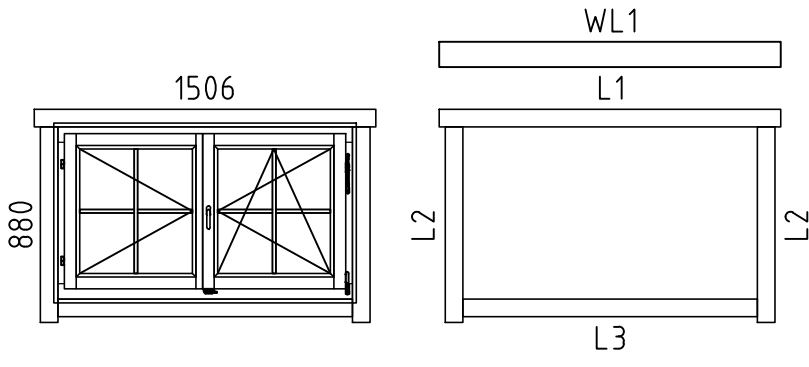
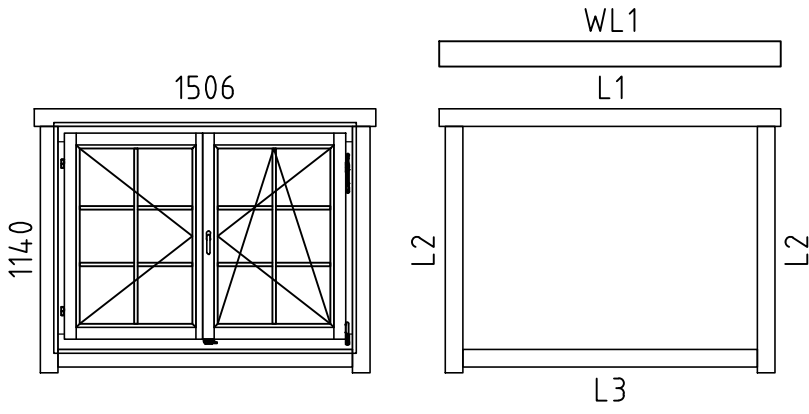
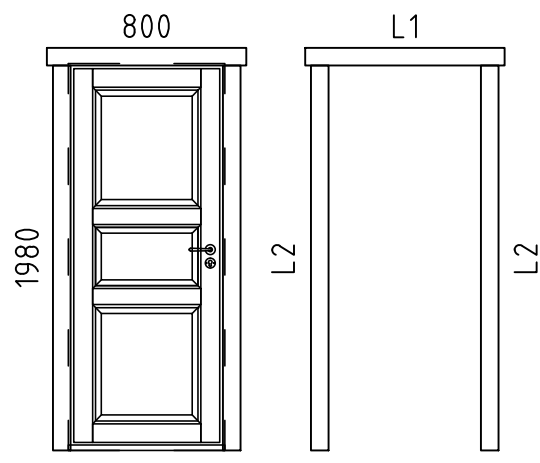
Pos	Teileliste/Specification Dakota 730x720+VD 70	Stck Pcs.	Profil Profile (mm)	Länge Length (mm)
126	▽	1	70x47	104
127	▽	4	70x40	89
128	▽	2	70x40	89
ÜT1		4	70x135	5700
FH22	FUNDAMENTHOLZ (imprägniert) - FOUNDATION BEAM (impregnated) 	1	70x95	5522
FH10	FUNDAMENTHOLZ (imprägniert) - FOUNDATION BEAM (impregnated) 	1	70x95	4250
FH7	FUNDAMENTHOLZ (imprägniert) - FOUNDATION BEAM (impregnated) 	1	70x95	3535
FH4	FUNDAMENTHOLZ (imprägniert) - FOUNDATION BEAM (impregnated) 	1	70x95	3186
FH18	FUNDAMENTHOLZ (imprägniert) - FOUNDATION BEAM (impregnated) 	1	70x95	2913
FH17	FUNDAMENTHOLZ (imprägniert) - FOUNDATION BEAM (impregnated) 	1	70x95	2273
FH23	FUNDAMENTHOLZ (imprägniert) - FOUNDATION BEAM (impregnated) 	1	70x95	1558
FH16	FUNDAMENTHOLZ (imprägniert) - FOUNDATION BEAM (impregnated) 	1	70x95	1485
FH1	FUNDAMENTHOLZ (imprägniert) - FOUNDATION BEAM (impregnated) 	1	70x95	940
FH11	FUNDAMENTHOLZ (imprägniert) - FOUNDATION BEAM (impregnated) 	2	45x95	5480
FH21	FUNDAMENTHOLZ (imprägniert) - FOUNDATION BEAM (impregnated) 	2	45x95	5430
FH19	FUNDAMENTHOLZ (imprägniert) - FOUNDATION BEAM (impregnated) 	7	45x95	5300
FH8	FUNDAMENTHOLZ (imprägniert) - FOUNDATION BEAM (impregnated) 	1	45x95	4250
FH2	FUNDAMENTHOLZ (imprägniert) - FOUNDATION BEAM (impregnated) 	2	45x95	3704
FH9	FUNDAMENTHOLZ (imprägniert) - FOUNDATION BEAM (impregnated) 	2	45x95	3580
FH6	FUNDAMENTHOLZ (imprägniert) - FOUNDATION BEAM (impregnated) 	1	45x95	3535
FH5	FUNDAMENTHOLZ (imprägniert) - FOUNDATION BEAM (impregnated) 	2	45x95	3310
FH3	FUNDAMENTHOLZ (imprägniert) - FOUNDATION BEAM (impregnated) 	3	45x95	3186
FH13	FUNDAMENTHOLZ (imprägniert) - FOUNDATION BEAM (impregnated) 	5	45x95	2913
FH14	FUNDAMENTHOLZ (imprägniert) - FOUNDATION BEAM (impregnated) 	5	45x95	2273
FH12	FUNDAMENTHOLZ (imprägniert) - FOUNDATION BEAM (impregnated) 	3	45x95	1600
Kood	Dakota 730x720+VD 70	Materjal	File Dakota 730x720+VD 70.dwg	Leht 6/12

Pos	Teileliste/Specification Dakota 730x720+VD 70		Stck Pcs.	Profil Profile (mm)	Länge Length (mm)
FH15	FUNDAMENTHOLZ (imprägniert) - FOUNDATION BEAM (impregnated) 		6	45x95	1485
FH20	FUNDAMENTHOLZ (imprägniert) - FOUNDATION BEAM (impregnated) 		7	45x95	1465
DT1	DECKENTRÄGER (Schlafboden) - COVER CARRIER (Sleeping floor) 		2	44x65	2960
DT2	DECKENTRÄGER (Schlafboden) - COVER CARRIER (Sleeping floor) 		2	44x65	2320
LE1	LEISTE - LATH 		1	58x18	3667
LE2	LEISTE - LATH 		1	58x18	3123
DLZ1	WASSERSCHUTZBRETT - COVER BOARD 		1	18x145	100
PF2	PFETTEN - PURLINS 		1	80x200	8250
PF3	PFETTEN - PURLINS 		1	80x200	8250
PF1	PFETTEN - PURLINS 		2	80x200	8250
PF4	PFETTEN - PURLINS 		2	58x170	4190
	DACHBRETTEN - ROOF BOARDS		110+2	113x18	3459
	DACHBRETTEN - ROOF BOARDS		38	113x18	3101
	DACHBRETTEN - ROOF BOARDS		38	113x18	1990
	FUSSBODENBRETTEN - FLOOR BOARDS		21+2	113x28	4295
	FUSSBODENBRETTEN - FLOOR BOARDS		27	113x28	3662
	FUSSBODENBRETTEN - FLOOR BOARDS		27	113x28	3118
	FUSSBODENBRETTEN - FLOOR BOARDS		21	113x28	2485
	FUSSBODENBRETTEN - FLOOR BOARDS		14	113x28	1815
	FUSSBODENBRETTEN - FLOOR BOARDS		14	113x28	1655
	SCHLAFBODENBRETTEN - SLEEPING FLOOR BOARDS		48+1	113x18	3118
	TERRASSENBRETTEN (imprägniert) - TERRACE BOARDS (impregnated)		13+1	120x28	4308
	TERRASSENBRETTEN (imprägniert) - TERRACE BOARDS (impregnated)		44	120x28	998
	FUSSBODENLEISTEN - FLOOR STRIPS	 ✓		14x55	58,0 lfm/rm
	DECKENLEISTEN - CEILING STRIPS	 ✓		15x28	80,0 lfm/rm
Kood	Dakota 730x720+VD 70	Materjal	File	Dakota 730x720+VD 70.dwg	Leht 7/12

Pos	Teileliste/Specification Dakota 730x720+VD 70		Stck Pcs.	Profil Profile (mm)	Länge Length (mm)
	SCHLAFBODENLEISTEN - SLEEPING FLOOR STRIPS  ✓			18x40	19,0 lfm/rm
G02-1	GIEBELBRETTER - GABLE BOARDS 18x120	15,6°  ✓	2	18x120	2070
G02-2	GIEBELBRETTER - GABLE BOARDS 18x120	24,4°  ✓	1	18x120	3181
G02-3	GIEBELBRETTER - GABLE BOARDS 18x120	24,4°  ✓	3	18x120	3539
G01-1	GIEBELBRETTER - GABLE BOARDS 18x95	15,6°  ✓	2	18x95	2070
G01-2	GIEBELBRETTER - GABLE BOARDS 18x95	24,4°  ✓	1	18x95	3181
G01-3	GIEBELBRETTER - GABLE BOARDS 18x95	24,4°  ✓	3	18x95	3539
G06-1	GIEBELDECKLEISTEN - GABLE COVER STRIPS 18x58	 ✓	2	18x58	2070
G06-2	GIEBELDECKLEISTEN - GABLE COVER STRIPS 18x58	 ✓	1	18x58	3181
G06-3	GIEBELDECKLEISTEN - GABLE COVER STRIPS 18x58	 ✓	3	18x58	3539
G08-1	GIEBELLEISTEN - GABLE STRIPS 18x58	15,6°  ✓	2	18x58	2070
G08-2	GIEBELLEISTEN - GABLE STRIPS 18x58	24,4°  ✓	1	18x58	3181
G08-3	GIEBELLEISTEN - GABLE STRIPS 18x58	24,4°  ✓	3	18x58	3539
T01-1	TRAUFENBRETTER - EAVES BOARDS 18x95	 ✓	1	18x95	4060
T01-2	TRAUFENBRETTER - EAVES BOARDS 18x95	 ✓	2	18x95	4125
T01-3	TRAUFENBRETTER - EAVES BOARDS 18x95	 ✓	1	18x95	4190
T01-3.1	TRAUFENBRETTER (innen) - EAVES BOARDS (inside) 18x95	 ✓	1	18x95	4190
T06-1	TRAUFENLEISTEN - EAVES STRIPS 18x40	 ✓		18x40	17,0 lfm/rm
GS	GIEBELSEGMENT - GABLE DIAMOND		2		
UP6-1	U-PROFIL - U-PROFILE 70	 ✓	1	44x94	843
UP6-2	U-PROFIL - U-PROFILE 70	 ✓	1	44x94	1018
UP6-3	U-PROFIL - U-PROFILE 70	 ✓	1	44x94	1270
TL70-1	T-LEISTEN - T-STRIPS 70	 ✓	2	45x70	490
TL70-2	T-LEISTEN - T-STRIPS 70	 ✓	2	45x70	760
TL70-3	T-LEISTEN - T-STRIPS 70	 ✓	2	45x70	895
Kood	Dakota 730x720+VD 70	Materjal	File	Dakota 730x720+VD 70.dwg	Leht 8/12

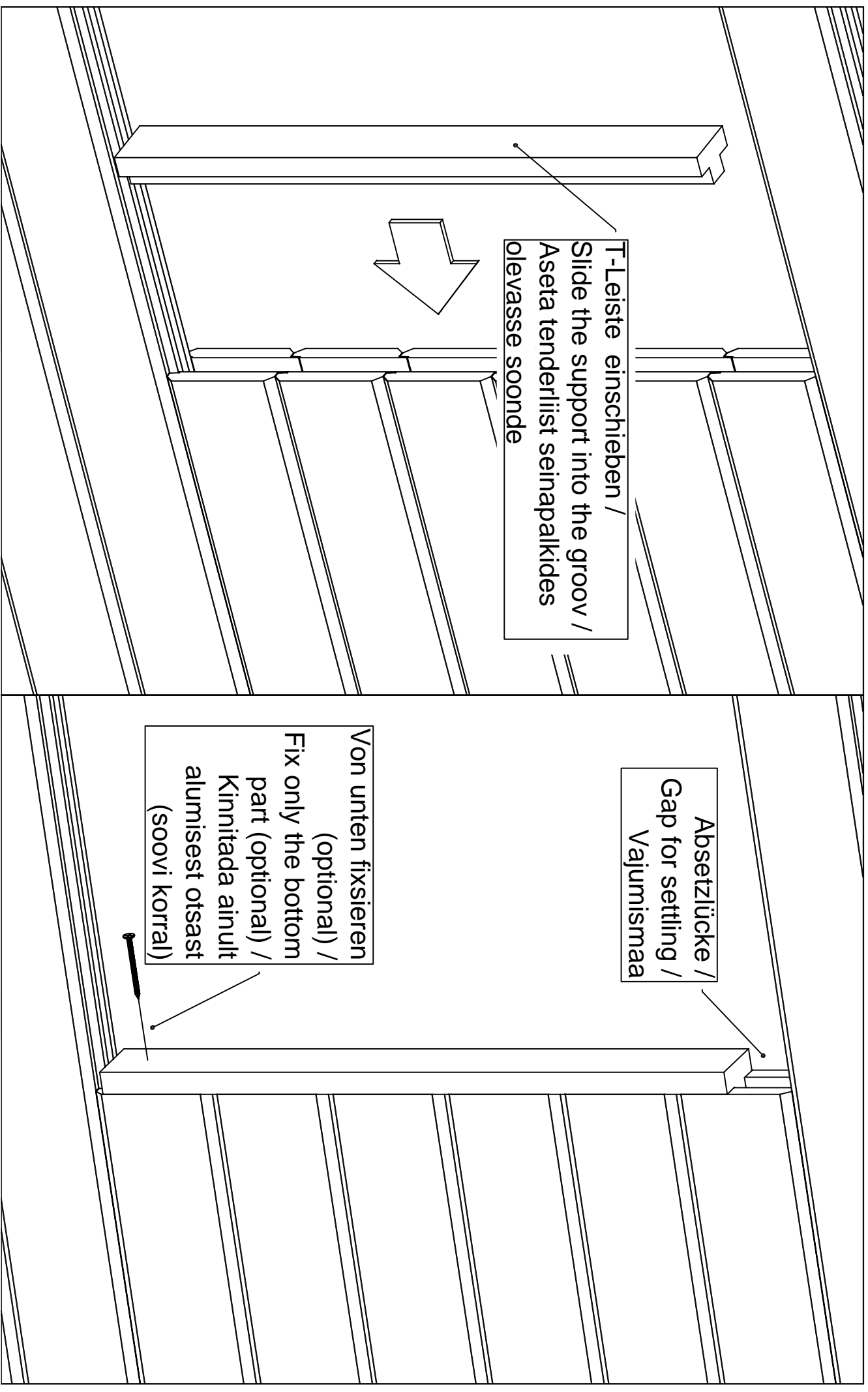
Pos	Teileliste/Specification Dakota 730x720+VD 70		Stck Pcs.	Profil Profile (mm)	Länge Length (mm)
TL7 0-4	T-LEISTEN - T-STRIPS 70		2	45x70	1030
TL70-5	T-LEISTEN - T-STRIPS 70		2	45x70	1435
TL70-6	T-LEISTEN - T-STRIPS 70		4	45x70	1908
TL70-7	T-LEISTEN - T-STRIPS 70		2	45x70	1975
TL70-8	T-LEISTEN - T-STRIPS 70		2	45x70	2043
TL70-9	T-LEISTEN - T-STRIPS 70		2	45x70	2110
ML1	Metallstange - Metal bar		2	D10	1240
ML2	Metallstange - Metal bar		1	D10	1170
ML3	Metallstange - Metal bar		2	D10	1100
ML4	Metallstange - Metal bar		2	D10	1040
ML5	Metallstange - Metal bar		12	D10	630
ML6	Metallstange - Metal bar		3	D10	500
ML7	Metallstange - Metal bar		2	D10	490
ML8	Metallstange - Metal bar		2	D10	360
SH	SCHLAGHÖLZER - MOUNTING PIECES		3		
TR01	LEITER - LADDER 2300mm		1		
NG2 550	NÄGEL - NAILS 2.5x50 Dachbretter - Roof boards		1412		
NG2 550	NÄGEL - NAILS 2.5x50 Schlafbodenbretter - Sleeping floor boards		672		
NG2 560	NÄGEL - NAILS 2.5x60 Fussbodenbretter - Floor boards		1478		
NG2 560	NÄGEL - NAILS 2.5x60 Terrassenbretter - Terrace boards		472		
SR32	Schrauben - Screws 3.0x30 Traufenbretter - Eaves boards T01-3.1		10		
SR3 030	Schrauben - Screws 3.0x30 Deckenleisten - Ceiling strips		160		
SR3 030	Schrauben - Screws 3.0x30 Fussbodenleisten - Floor strips		116		
SR3 030	Schrauben - Screws 3.0x30 Schlafbodenleisten - Sleeping floor strips		38		
SR3 030	Schrauben - Screws 3.0x30 Traufenleisten - Eaves strips		34		
Kood	Dakota 730x720+VD 70	Materjal	File	Dakota 730x720+VD 70.dwg	Leht 9/12

Pos	Teileliste/Specification Dakota 730x720+VD 70		Stck Pcs.	Profil Profile (mm)	Länge Length (mm)
SR37	Schrauben - Screws 3.5x45	Fenster- und Türleisten - Window/door strips 	230		
SR3 545	Schrauben - Screws 3.5x45	Giebelbretter - Gable boards 	94		
SR3 545	Schrauben - Screws 3.5x45	Giebeldeckleisten - Gable cover strips 	47		
SR3 545	Schrauben - Screws 3.5x45	Giebelleisten - Gable strips 	47		
SR3 545	Schrauben - Screws 3.5x45	Giebelsegment - Gable diamond 	4		
SR3 545	Schrauben - Screws 3.5x45	Leiste - Lath 	14		
SR3 545	Schrauben - Screws 3.5x45	Traufenbretter - Eaves boards 	40		
SR3 545	Schrauben - Screws 3.5x45	U-Profil - U-Profile 	9		
SR354 5-001	Schrauben - Screws 3.5x45	Verbindungsstreifen - Connecting strip 	88		
SR44	Schrauben - Screws 4.0x60	Wasserleisten - Rain strips WL-1 	23		
SR4 062	Schrauben - Screws 4.0x60 C3	Wasserschutzbretter - Cover boards 	1		
SR5 0100	Schrauben - Screws 5.0x100	Fundamenthölzer - Foundation beams 	228		
SR5 0100	Schrauben - Screws 5.0x100	Pos 007 - Log 007 	6		
SR5 090	Schrauben - Screws 5.0x90	Deckenträger - Cover Carrier 	36		
VS	Verbindungsstreifen für verbinden der Wandbohlen - Connecting strip for connecting the wall parts 		22		
KN01	die Fliese mit Nagel 2.0x40 (für Zapfenfüllung) - A tile with a nail 2.0x40 (to support a tenon) 		14		
DBA ND-1	DICHTUNGSBAND (letzte Bohlenkranz Seitenwänder) - SEAL TAPE (upper log on sidewalls) 				21,0 lfm/rm
KL1	Gewindestange - Threaded Rod M8 		5		2000
KL2	Gewindestange - Threaded Rod M8 		1		945
KL3	Gewindestange - Threaded Rod M8 		3		633
KL4	Gewindestange - Threaded Rod M8 		2		405
KL5	Gewindestange - Threaded Rod M8 		4		270
KL6	Gewindestange - Threaded Rod M8 		2		123
KV M UT M8	Mutter - Nut M8 		24		
KV S EIB M8X25	U-Scheibe - Washer M8 Ø25 		24		
Kood	Dakota 730x720+VD 70	Materjal	File	Dakota 730x720+VD 70.dwg	Leht 10/12

Pos	Teieliste/Specification Dakota 730x720+VD 70	Stck Pcs.	Profil Profile (mm)	Länge Length (mm)		
KV MU TJ M8	Befestigungsmutter - Fixing nut M8 	5				
	<p>FENSTER/WINDOW Q5 W5-S70P-0XT-05100510</p>  <p>WL1 L1 W101-PT</p> <p>L1 18x90 L=750mm 2 Stck./Pcs. L2 18x90 L=630mm 4 Stck./Pcs. L3 18x90 L=510mm 2 Stck./Pcs. ✓ WL1 36x129 L=750mm 1 Stck./Pcs.</p>	1				
	<p>FENSTER/WINDOW Q5 W5-S70P-04T-08000880</p>  <p>WL1 L1 W116-PT</p> <p>L1 18x90 L=1040mm 2 Stck./Pcs. L2 18x90 L=1000mm 4 Stck./Pcs. L3 18x90 L=800mm 2 Stck./Pcs. ✓ WL1 36x129 L=1040mm 1 Stck./Pcs.</p>	1				
	<p>FENSTER/WINDOW Q5 W5-D70P-04T-15060880</p>  <p>WL1 L1 W203-PT</p> <p>L1 18x90 L=1745mm 2 Stck./Pcs. L2 18x90 L=1000mm 4 Stck./Pcs. L3 18x90 L=1505mm 2 Stck./Pcs. ✓ WL1 36x129 L=1745mm 1 Stck./Pcs.</p>	1				
	<p>FENSTER/WINDOW Q5 W5-D70P-06T-15061140</p>  <p>WL1 L1 W206-PT</p> <p>L1 18x90 L=1745mm 2 Stck./Pcs. L2 18x90 L=1260mm 4 Stck./Pcs. L3 18x90 L=1505mm 2 Stck./Pcs. ✓ WL1 36x129 L=1745mm 1 Stck./Pcs.</p>	1				
	<p>TÜR/DOOR Q0 D0-I70R-XXX-08001980</p>  <p>L1 D913-LX</p> <p>L1 18x90 L=1020mm 2 Stck./Pcs. L2 18x90 L=1970mm 4 Stck./Pcs. ✓</p> <p>DIN links/left handed</p>	2				
Kood	Dakota 730x720+VD 70	Materjal	File	Dakota 730x720+VD 70.dwg	Leht	11/12

Pos	Teileliste/Specification Dakota 730x720+VD 70	Stck Pcs.	Profil Profile (mm)	Länge Length (mm)
	<p style="text-align: center;">TÜR/DOOR Q0 D0-I70L-XXX-07001980</p> <p style="text-align: right;">D914-LX</p> <p>L1 18x90 L=920mm 2 Stck./Pcs. L2 18x90 L=1970mm 4 Stck./Pcs.✓</p> <p style="text-align: right;">DIN links/left handed</p>	1		
	<p style="text-align: center;">TÜR/DOOR Q5 D5-D70R-01T-15402080</p> <p style="text-align: right;">D202-RT</p> <p>L1 18x90 L=1780mm 2x L2 18x90 L=2080mm 4x✓ WL1 36x129 L=1780mm 1x</p> <p style="text-align: right;">DIN rechts/right handed</p>	1		
	<p style="text-align: center;">TÜR/DOOR Q5 D5-S70L-56T-09002080</p> <p style="text-align: right;">D101-LT</p> <p>L1 18x90 L=1140mm 2x L2 18x90 L=2080mm 4x✓ WL1 36x129 L=1140mm 1x</p> <p style="text-align: right;">DIN links/left handed</p>	1		
	<p style="text-align: center;">TÜR/DOOR Q5 D5-S70R-XXX-08401520</p> <p style="text-align: right;">D103-RX</p> <p>L1 18x90 L=1080mm 2 Stck./Pcs. L2 18x90 L=1520mm 4 Stck./Pcs.✓ WL1 36x129 L=1080mm 1 Stck./Pcs.</p> <p style="text-align: right;">DIN rechts/right handed</p>	1		
	<p>✓ - Bitte selber anpassen (falls nötig)! / Cut into length on site (if needed)!</p>			
Kood	Dakota 730x720+VD 70	Materjal	File	Dakota 730x720+VD 70.dwg
			Leht	12/12

Montageanleitung für T-Leisten / Installing the door and window supports / Tenderliistu paigaldusjuhend.



Aken	Q4-Q6	-	paigaldusjuhis
Window	Q4-Q6	-	assembly instructions
Fenster	Q4-Q6	-	Montageanleitung

5-10mm

3.5x45

Lõika mõõtu
Cut to length
Absägen
- 10mm / -20mm

NB!

3.5x45

Vihmaliist / Rain strip / Wasserleiste

Q5-Q6

*Silikoon
*Silicon
*Silikon

*Vajumispilu
*Settling gap
*Senkungs spalt

ca 40-50mm

NB!

- Monteerida juhul kui ese on välja toodud maja spetsifikatsioonis!
- Install only if the item is listed in the house specification!
- Nur montieren wenn die Leiste in der Teileliste gezeigt ist!

Veeplekk / Window sill / Fensterbank

4,2x16

Ukse montaaž / Tür montage / Door assembly
(GH+ / SH)

4.5x90

4.5x90

5mm

3.5x45

Vihmaliist / Head flashing / Regenschutz

Silikoon
Silicon
Silikon

Vajumispilu
Settling gap
Senkungs spalt
40-50mm

NB!

- Monteerida juhul kui ese on välja toodud maja spetsifikatsioonis!
- Install only if the item is listed in the house specification!
- Nur montieren wenn die Leiste in der Teilleiste gezeigt ist!