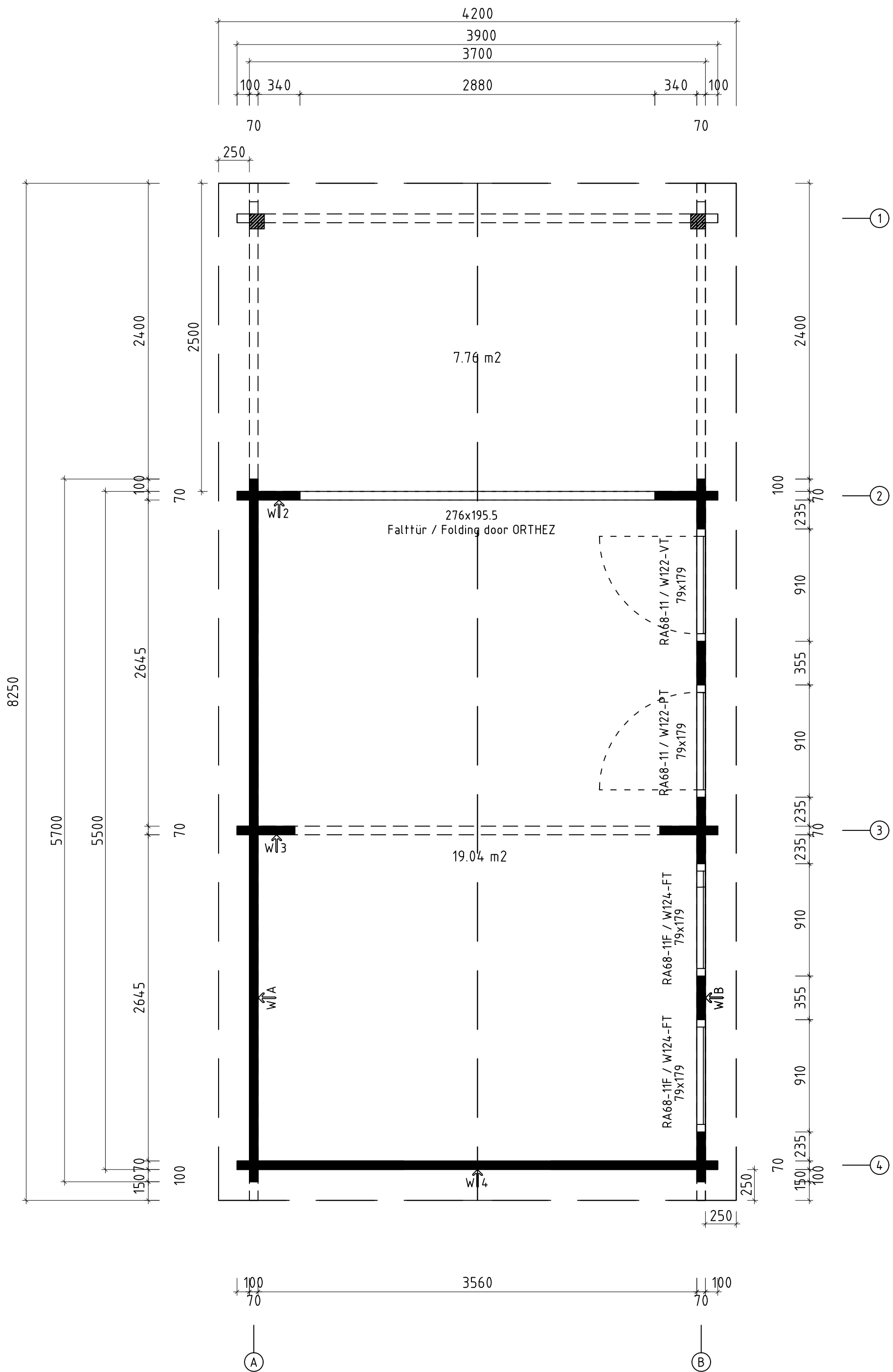


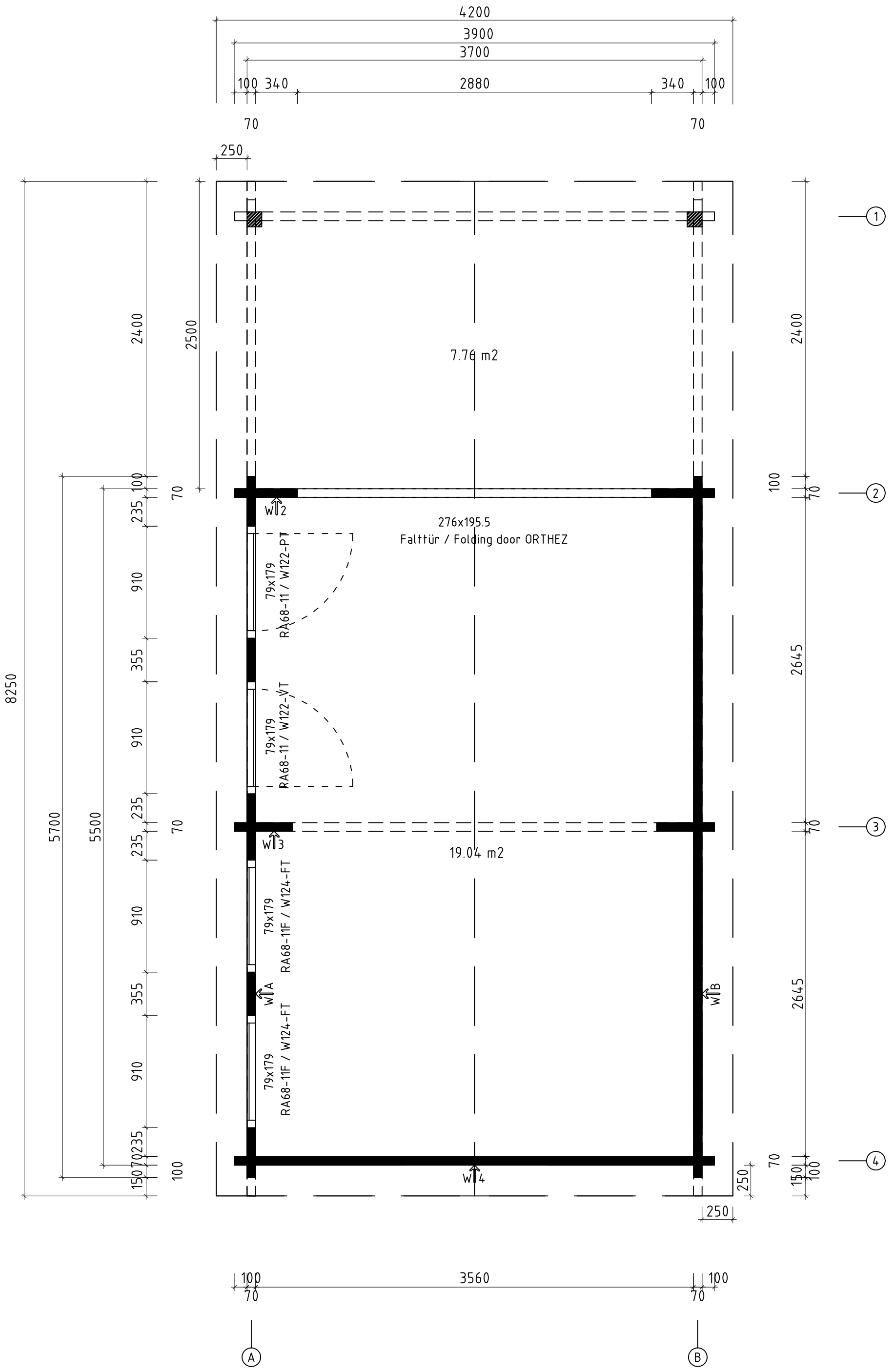
David 2 lässt sich auch spiegelverkehrt aufbauen
David 2 can be built mirrored

Name	David 2 390x570+VD_70		
Zeichnung/Drawing	3D		
Profil/Profile	7.0x13.5	Datum/Date	25.09.2020



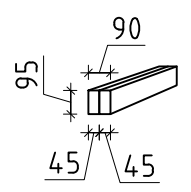
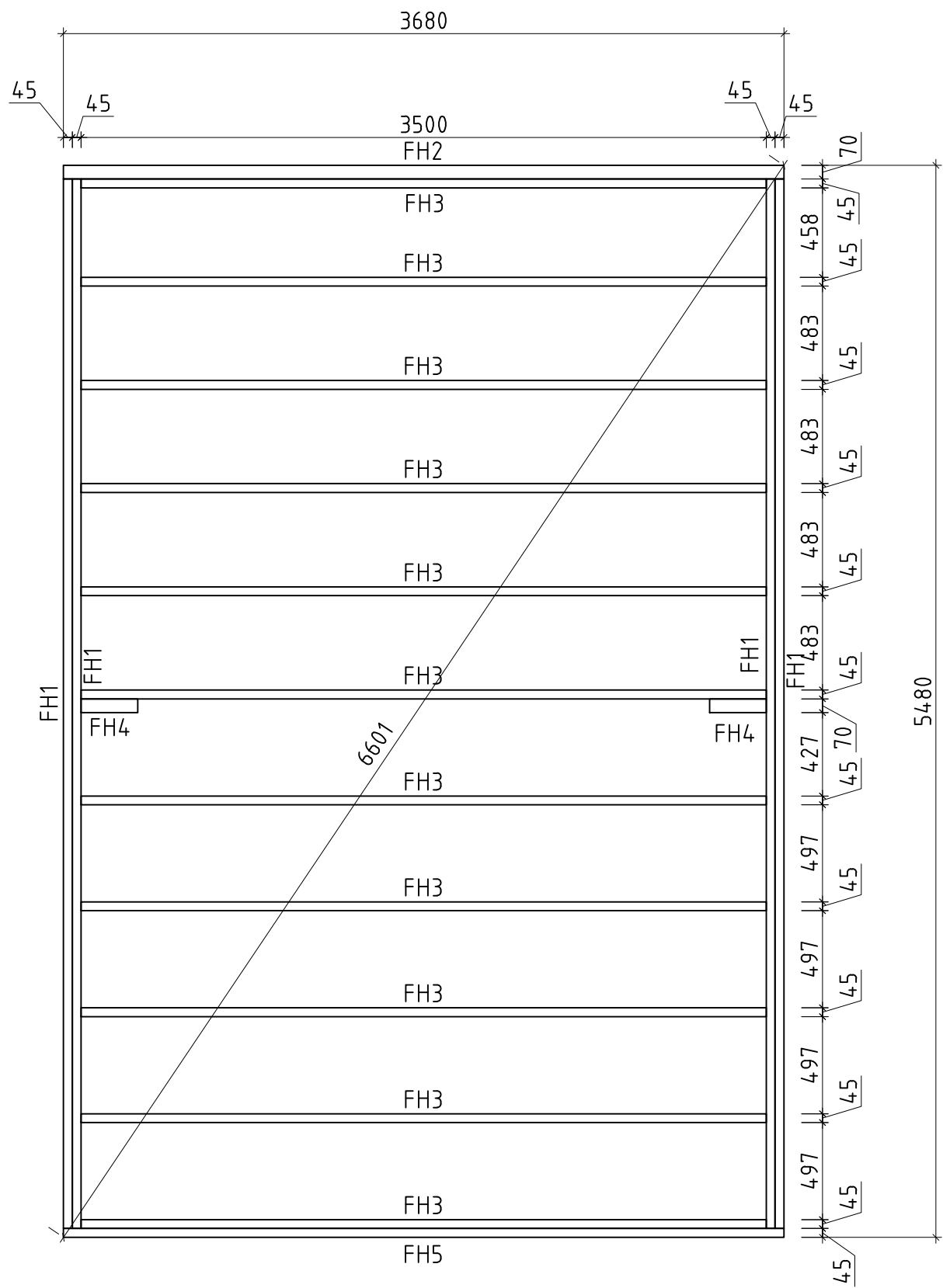
Q5 – Qualitätsklasse für Fenster und Türen/
 Quality class for windows and doors
 * Fenster und Türen sind ohne Sprossen
 Windows and doors are without muntins

Name	David 2 390x570+VD_70	
Zeichnung/Drawing	Grundplan, Plan	
Profil/Profile	7.0x13.5	Datum/Date
		25.09.2020

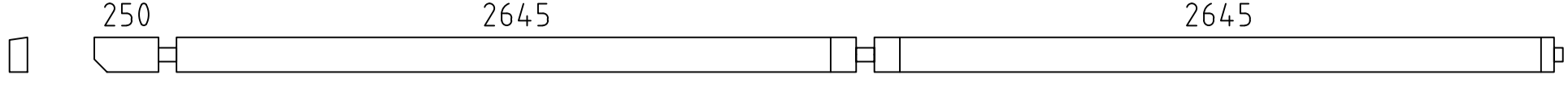

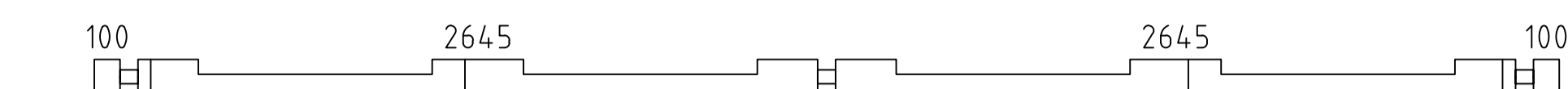
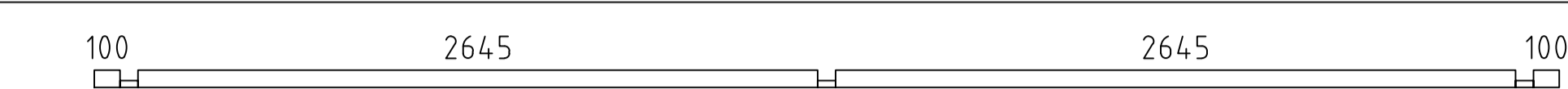
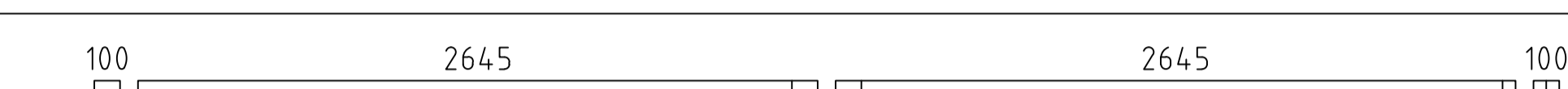


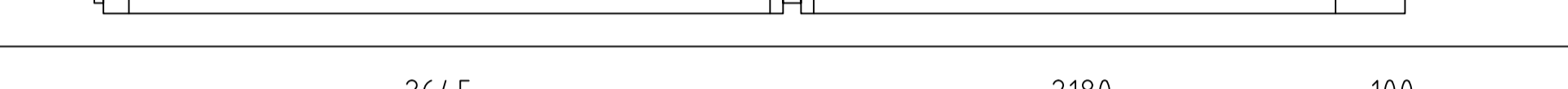
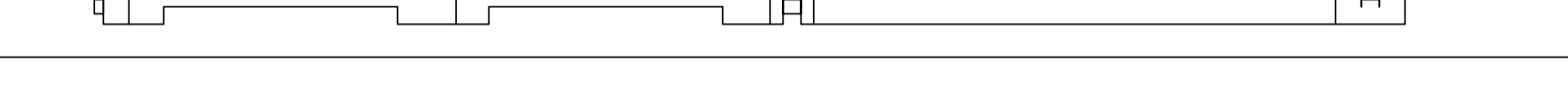





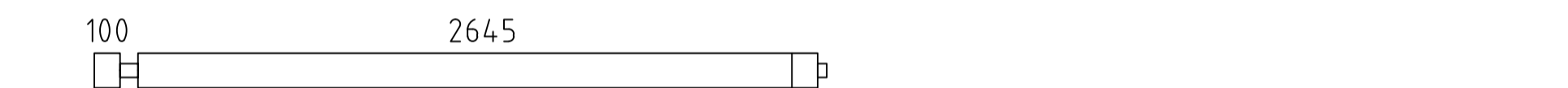












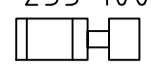
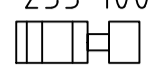
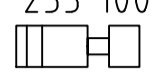
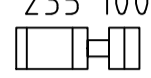
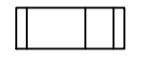
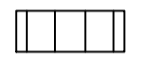






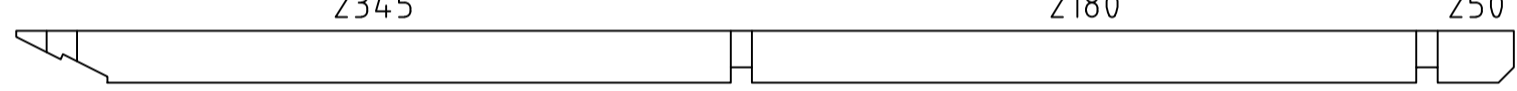
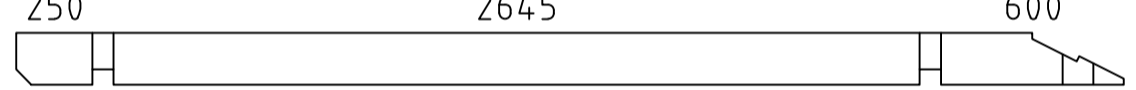
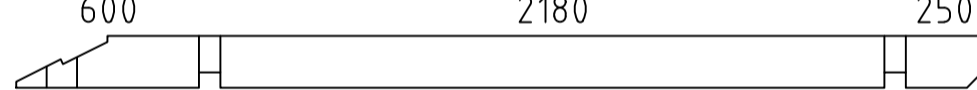
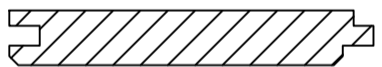




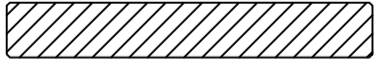
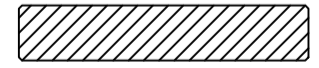
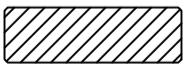
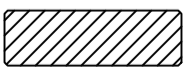


Q5 – Qualitätsklasse für Fenster und Türen/
 Quality class for windows and doors
 * Fenster und Türen sind ohne Sprossen
 Windows and doors are without muntins

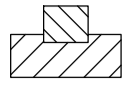
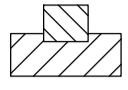
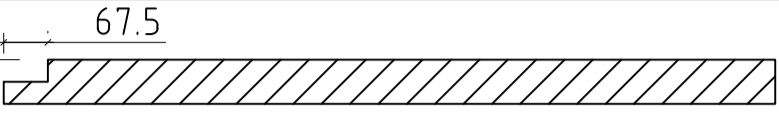
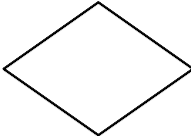
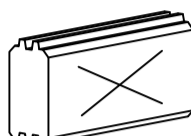
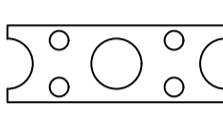
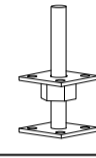


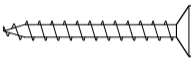
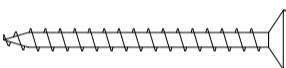
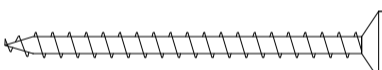
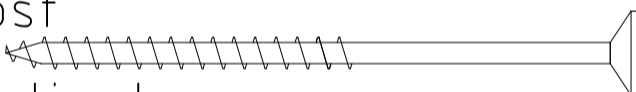
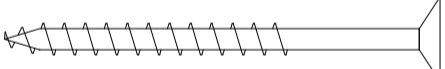




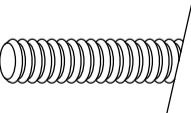
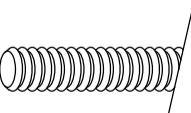
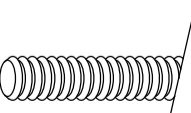

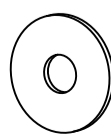
Name	David 2 390x570+VD_70		
Zeichnung/Drawing	Grundplan, Plan mirrored		
Profil/Profile	7.0x13.5	Datum/Date	25.09.2020

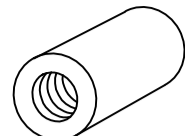
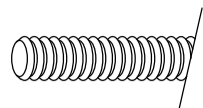
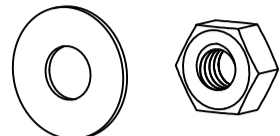
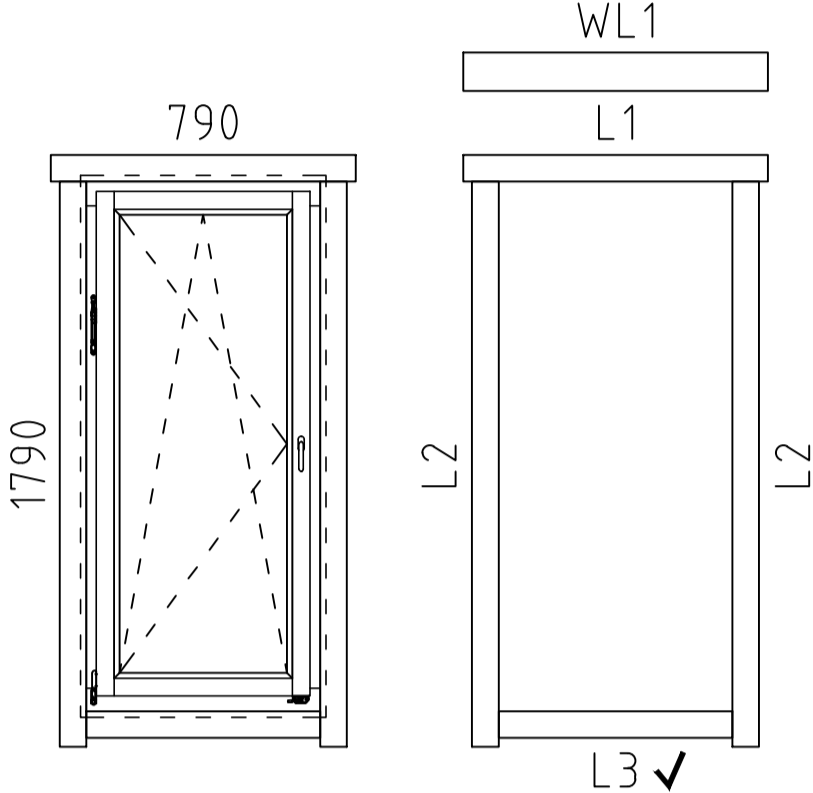
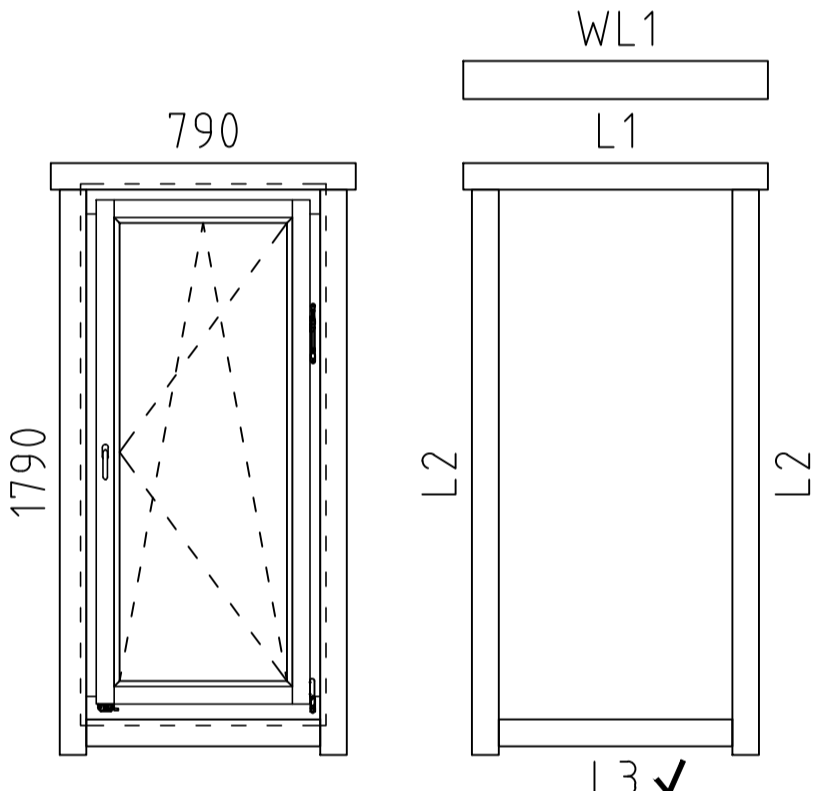
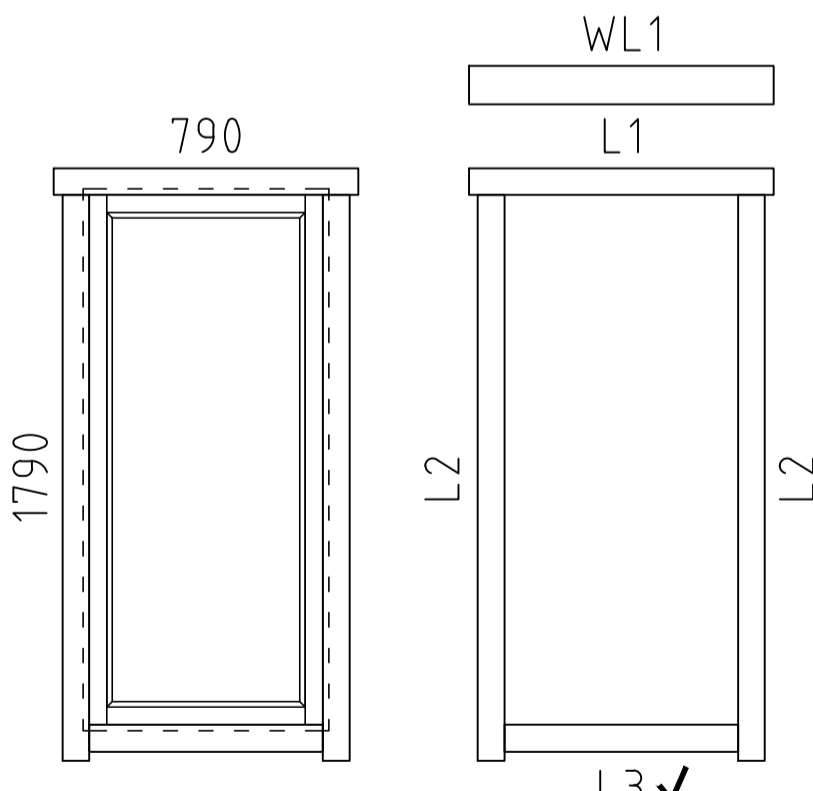


Name	David 2 390x570+VD_70		
Zeichnung/Drawing	Lagerholzplan, Foundation beams		
Profil/Profile	7.0x13.5	Datum/Date	25.09.2020

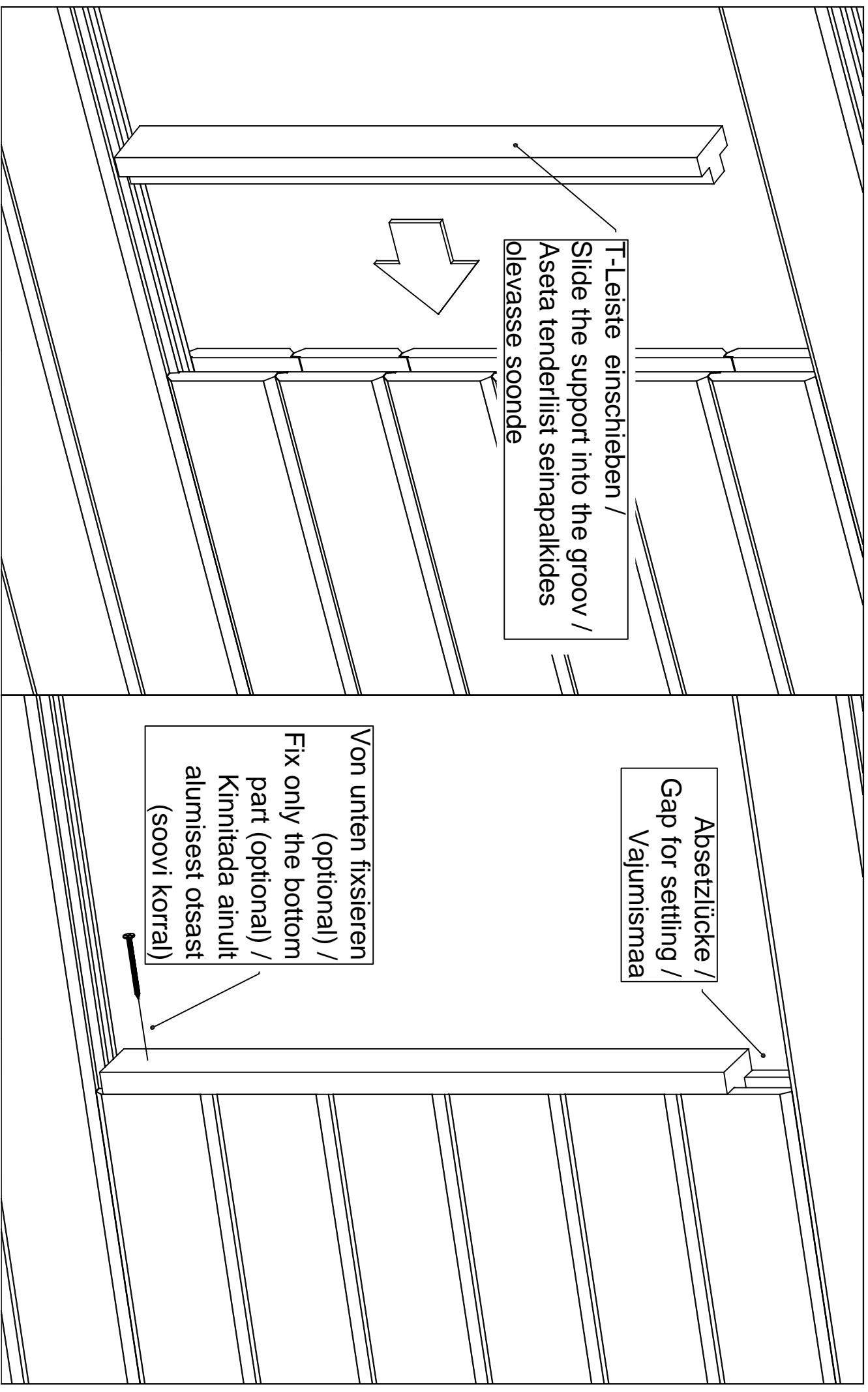
Pos	Teileliste/Specification David 2 390x570+VD_70	Stck Pcs.	Profil Profile (mm)	Länge Length (mm)
001		1	70x135	5715
002		1	70x135	5715
003		1	70x135	5700
004		2	70x68	5700
005		1	70x135	5700
006		13	70x135	5700
007		1	70x135	5100
008		1	70x135	5100
009		2	70x135	3900
010		2	70x135	3900
011		17	70x135	3900
012		1	70x135	3900
013		1	70x135	3900
014		1	70x135	2850
015		1	70x135	2850
016		4	70x135	2670
017		1	70x135	2535
018		1	70x135	2535
019		12	70x135	540
020		1	70x135	540
021		30	70x135	510
022		16	70x135	470
023		8	70x135	470
024		6	70x135	470
025		8	70x64	421

Pos	Teileliste/Specification David 2 390x570+VD_70		Stck Pcs.	Profil Profile (mm)	Länge Length (mm)
026	235 100 		11	70x135	405
027	235 100 		8	70x135	405
028	235 100 		6	70x135	405
029	235 100 		1	70x135	405
030			18	70x135	355
031			8	70x135	355
FH2	FUNDAMENTHOLZ (imprägniert) - FOUNDATION BEAM (impregnated) 		1	70x95	3680
FH4	FUNDAMENTHOLZ (imprägniert) - FOUNDATION BEAM (impregnated) 		2	70x95	290
FH1	FUNDAMENTHOLZ (imprägniert) - FOUNDATION BEAM (impregnated) 		4	45x95	5365
FH5	FUNDAMENTHOLZ (imprägniert) - FOUNDATION BEAM (impregnated) 		1	45x95	3680
FH3	FUNDAMENTHOLZ (imprägniert) - FOUNDATION BEAM (impregnated) 		11	45x95	3500
PF3	250 2645 PFETTEN - PURLINS 2345 		1	58x170	5380
PF2	2345 PFETTEN - PURLINS 2180 250 		2	58x170	4915
PF1	250 2645 PFETTEN - PURLINS 600 		2	58x170	3635
PF4	600 2180 PFETTEN - PURLINS 250 		1	58x170	3170
	DACHBRETTER - ROOF BOARDS		148+1	113x18	2125
	FUSSBODENBRETTER - FLOOR BOARDS		27+1	113x28	5355
	FUSSBODENBRETTER - FLOOR BOARDS		10	113x28	2640
	ABDECKLEISTEN - COVER STRIPS	 ✓		15x28	42.0 lfm/rm
	FUSSBODENLEISTEN - FLOOR STRIPS	 ✓		14x55	20.0 lfm/rm
G02-1	GIEBELBRETTER - GABLE BOARDS 18x120	 8.6° ✓	4	18x120	2205
G01-1	GIEBELBRETTER - GABLE BOARDS 18x95	 8.6° ✓	4	18x95	2205
G06-1	GIEBELDECKLEISTEN - GABLE COVER STRIPS 18x58	 ✓	4	18x58	2205
G08-1	GIEBELLEISTEN - GABLE STRIPS 18x58	 8.6° ✓	4	18x58	2205
T01-1	TRAUFENBRETTER - EAVES BOARDS 18x95		4	18x95	4125
T06-1	TRAUFENLEISTEN - EAVES STRIPS 18x40	 ✓		18x40	16.5 lfm/rm
Kood	David 2 390x570+VD_70	Materjal		Leht	2/4

Pos	Teileliste/Specification David 2 390x570+VD_70		Stck Pcs.	Profil Profile (mm)	Länge Length (mm)
TL70-1	T-LEISTEN - T-STRIPS 70		8	45x70	1705
TL70-2	T-LEISTEN - T-STRIPS 70		2	45x70	1975
TP1 20-1	STÜTZPFOSTE - SUPPORT POST 120x120	 ✓	2	120x120	2025
GS	GIEBELSEGMENT - GABLE DIAMOND		2		
SH	SCHLAGHÖLZER - MOUNTING PIECES		3		
VS	Verbindungsstreifen für verbinden der Wandbohlen - Connecting strip for connecting the wall parts		4		
VP3	Verstellbare Pfostenstütze - Adjustable post support M20		2		
NG04	NÄGEL - NAILS 2.5x50 Dachbretter - Roof boards		888		
NG05	NÄGEL - NAILS 2.5x60 Fussbodenbretter - Floor boards		814		
SR32	Schrauben - Screws 3.0x30 Fussbodenleisten - Floor strips Abdeckleisten - Cover strips Traufenleisten - Eaves strips 40x18		160		
SR37	Schrauben - Screws 3.5x45 Giebelbretter - Gable boards Giebeldeckleiste - Gable cover strips Giebelleiste - Gable strips Giebelsegment - Gable diamond Traufenbretter - Eaves boards 95/120 x18 Verbindungsstreifen - Connecting strip Türleisten - Door/Window strips		264		
SR44	Schrauben - Screws 4.0x60 Wasserleisten - Rain strips		12		
SR57	Schrauben - Screws 5.0x100 Stützpfofte - Support post Fundamenthölzer - Foundation beams		80		
SR55	Schrauben - Screws 5.0x70 Verstellbare Pfostenstütze - Adjustable post support		8		
ML1	Metallstange - Metal bar		12	D10	900
ML2	Metallstange - Metal bar		3	D10	770
ML3	Metallstange - Metal bar		3	D10	630
ML4	Metallstange - Metal bar		7	D10	360
KL1	Gewindestange - Threaded Rod M8		4		2000
KL2	Gewindestange - Threaded Rod M8		4		325
KL3	Gewindestange - Threaded Rod M8		2		270
KV M UT M8	Mutter - Nut M8		12		
KV S EIB M8X25	U-Scheibe - Washer M8 Ø25		12		
Kood	David 2 390x570+VD_70	Materjal		Leht	3/4

Pos	Teileliste/Specification David 2 390x570+VD_70	Stck Pcs.	Profil Profile (mm)	Länge Length (mm)
KV MU TJ M8	Befestigungsmutter - Fixing nut M8 	4		
KL-1	Gewindestange - Threaded rod M12- für die Pfetten - for purlins 	6		170
MUT26	Mutter - Nut M12 U-Scheibe - Washer Ø30- für die Pfetten - for purlins 	12		
	FENSTER/WINDOW Q5 W5-S70V-0XT-07901790  <p style="text-align: right;">RA68-11 / W122-VT</p> <p>L1 18x90 L=1030mm 2x L2 18x90 L=1910mm 4x L3 18x90 L=790mm 2x ✓ WL1 36x129 L=1030mm 1x</p>	1		
	FENSTER/WINDOW Q5 W5-S70P-0XT-07901790  <p style="text-align: right;">RA68-11 / W122-PT</p> <p>L1 18x90 L=1030mm 2x L2 18x90 L=1910mm 4x L3 18x90 L=790mm 2x ✓ WL1 36x129 L=1030mm 1x</p>	1		
	FENSTER/WINDOW Q5 W5-S70F-0XT-07901790  <p style="text-align: right;">RA68-11F / W124-FT</p> <p>L1 18x90 L=1030mm 2x L2 18x90 L=1910mm 4x L3 18x90 L=790mm 2x ✓ WL1 36x129 L=1030mm 1x</p>	2		
VO	Falttür - Folding door ORTHEZ	1		
	✓ - Bitte selber anpassen (falls nötig)! / Cut into length on site (if needed)!			
Kood	David 2 390x570+VD_70	Materjal		Leht 4/4

Montageanleitung für T-Leisten / Installing the door and window supports / Tenderliistu paigaldusjuhend.



Aken	Q4-Q6	-	paigaldusjuhis
Window	Q4-Q6	-	assembly instructions
Fenster	Q4-Q6	-	Montageanleitung

5-10mm

3.5x45

Lõika mõõtu
Cut to length
Absägen
- 10mm / -20mm

NB!

3.5x45

Vihmaliist / Rain strip / Wasserleiste

Q5-Q6

*Silikoon

*Silicon

*Silikon

*Vajumispilu

*Settling gap

*Senkungs spalt

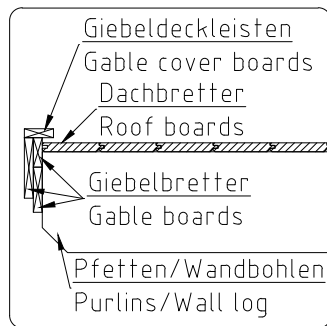
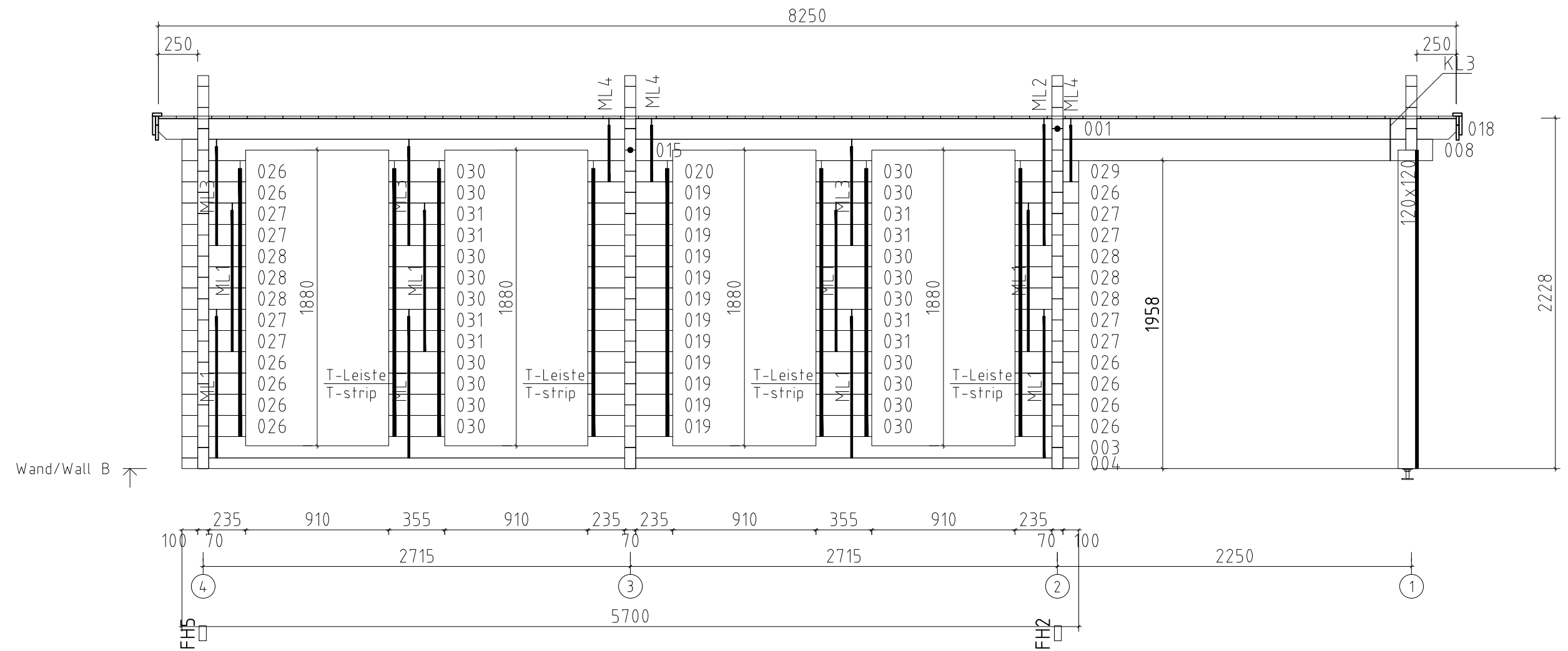
ca 40-50mm

NB!

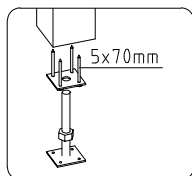
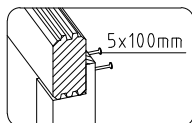
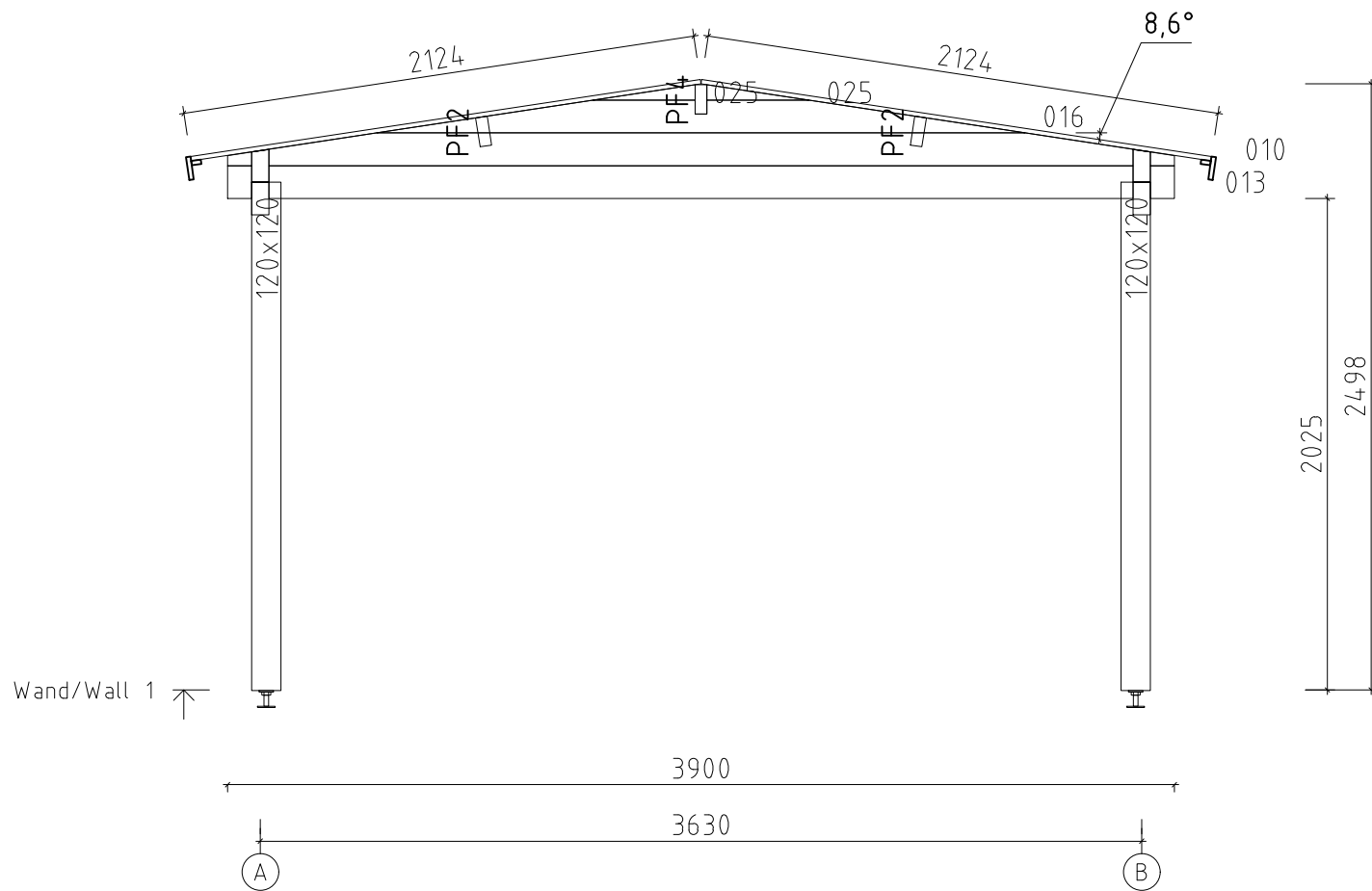
- Monteerida juhul kui ese on välja toodud maja spetsifikatsioonis!
- Install only if the item is listed in the house specification!
- Nur montieren wenn die Leiste in der Teileliste gezeigt ist!

Veeplekk / Window sill / Fensterbank

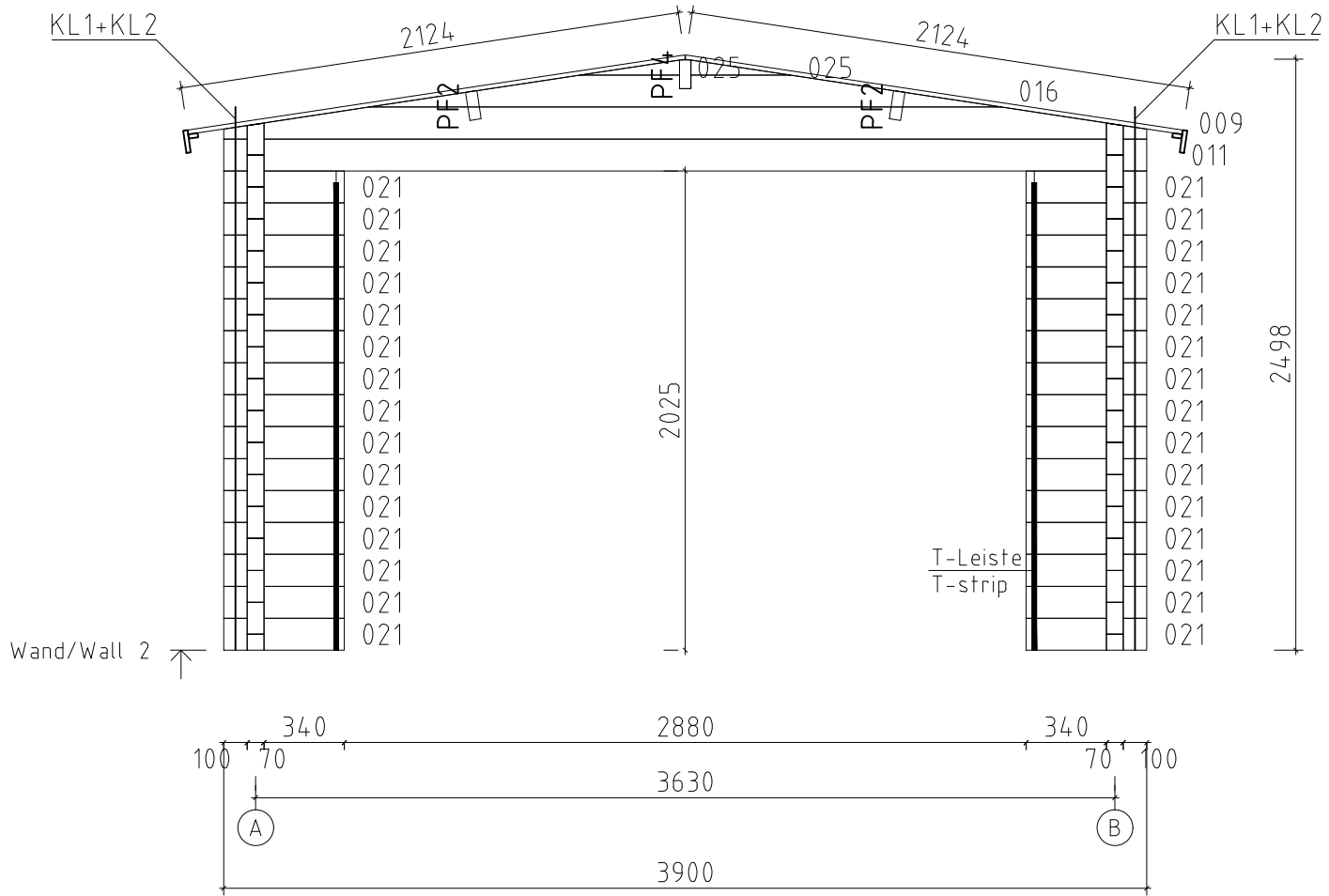
4,2x16



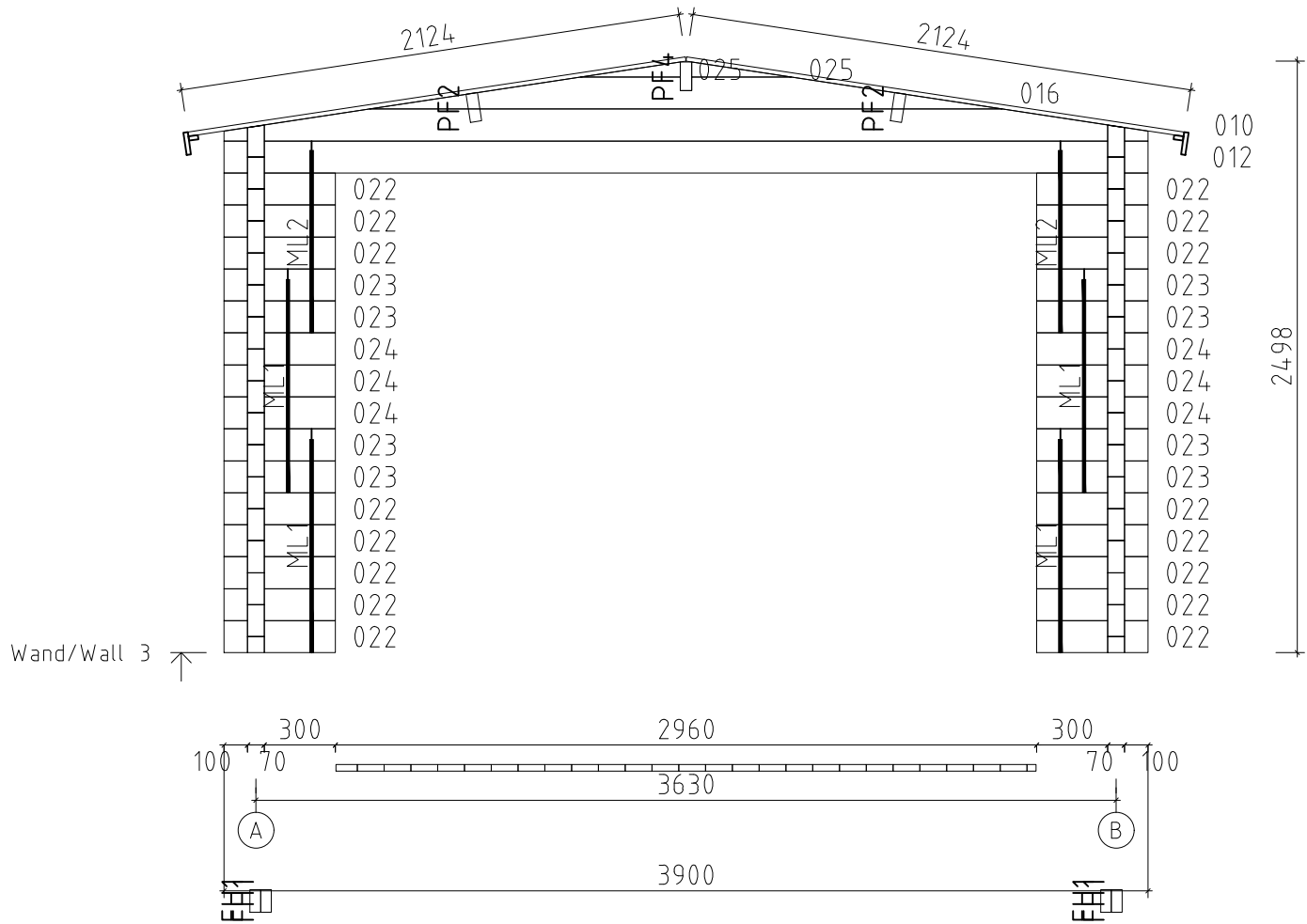
Name	David 2 390x570+VD_70		
Zeichnung/Drawing	WAND/WALL B		
Profil/Profile	7.0x13.5	Datum/Date	25.09.2020



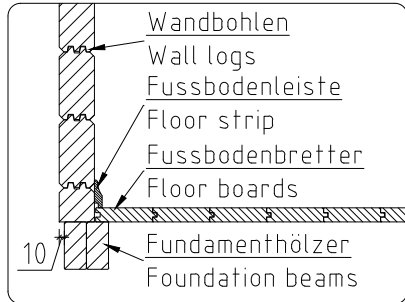

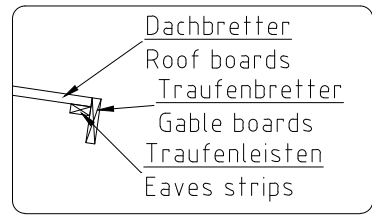
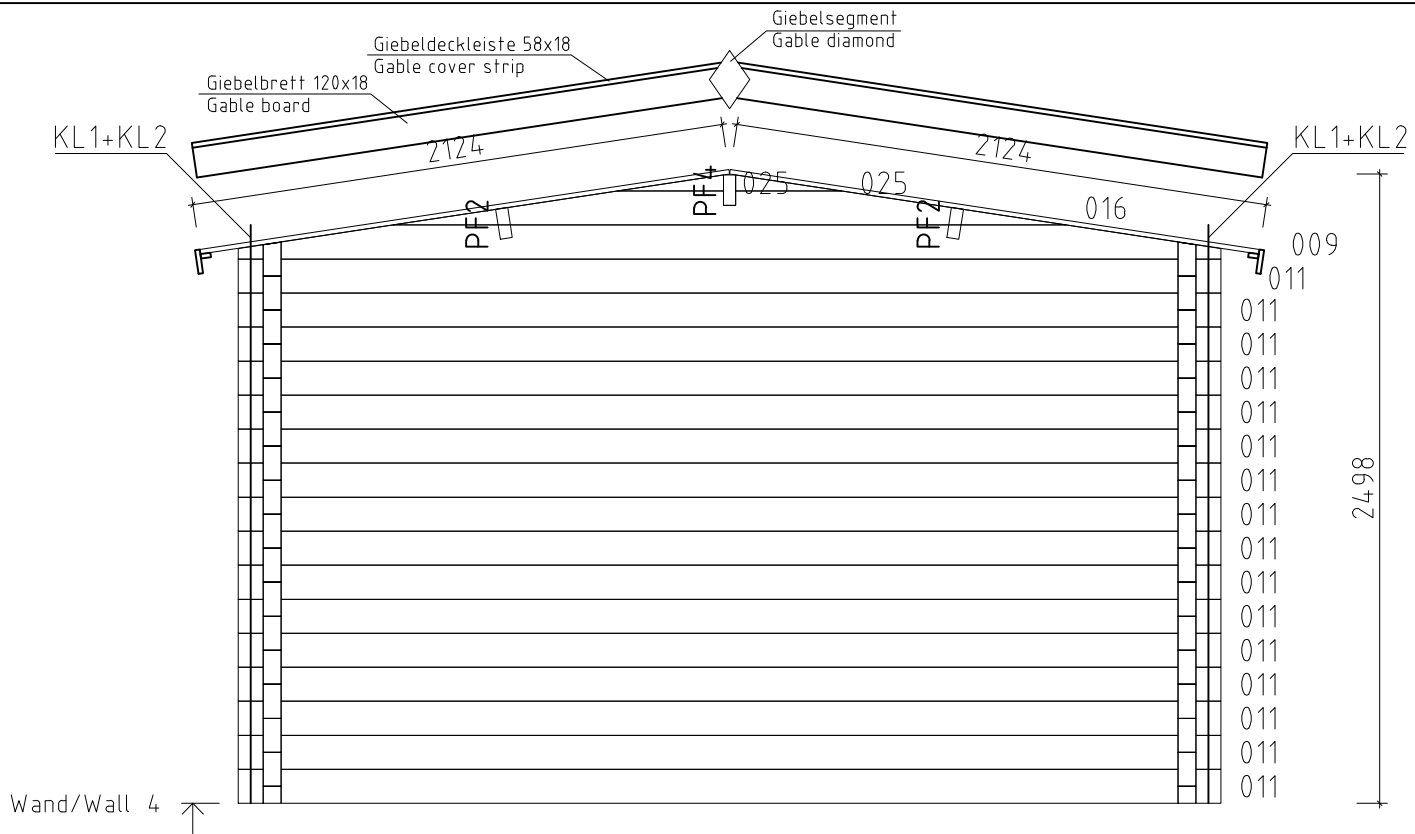
Name	David 2 390x570+VD_70		
Zeichnung/Drawing	WAND/WALL 1		
Profil/Profile	7.0x13.5	Datum/Date	25.09.2020



Name	David 2 390x570+VD_70		
Zeichnung/Drawing	WAND/WALL 2		
Profil/Profile	7.0x13.5	Datum/Date	25.09.2020



Name	David 2 390x570+VD_70		
Zeichnung/Drawing	WAND/WALL 3		
Profil/Profile	7.0x13.5	Datum/Date	25.09.2020



Name	David 2 390x570+VD_70	
Zeichnung/Drawing	WAND/WALL 4	
Profil/Profile	7.0x13.5	Datum/Date 25.09.2020