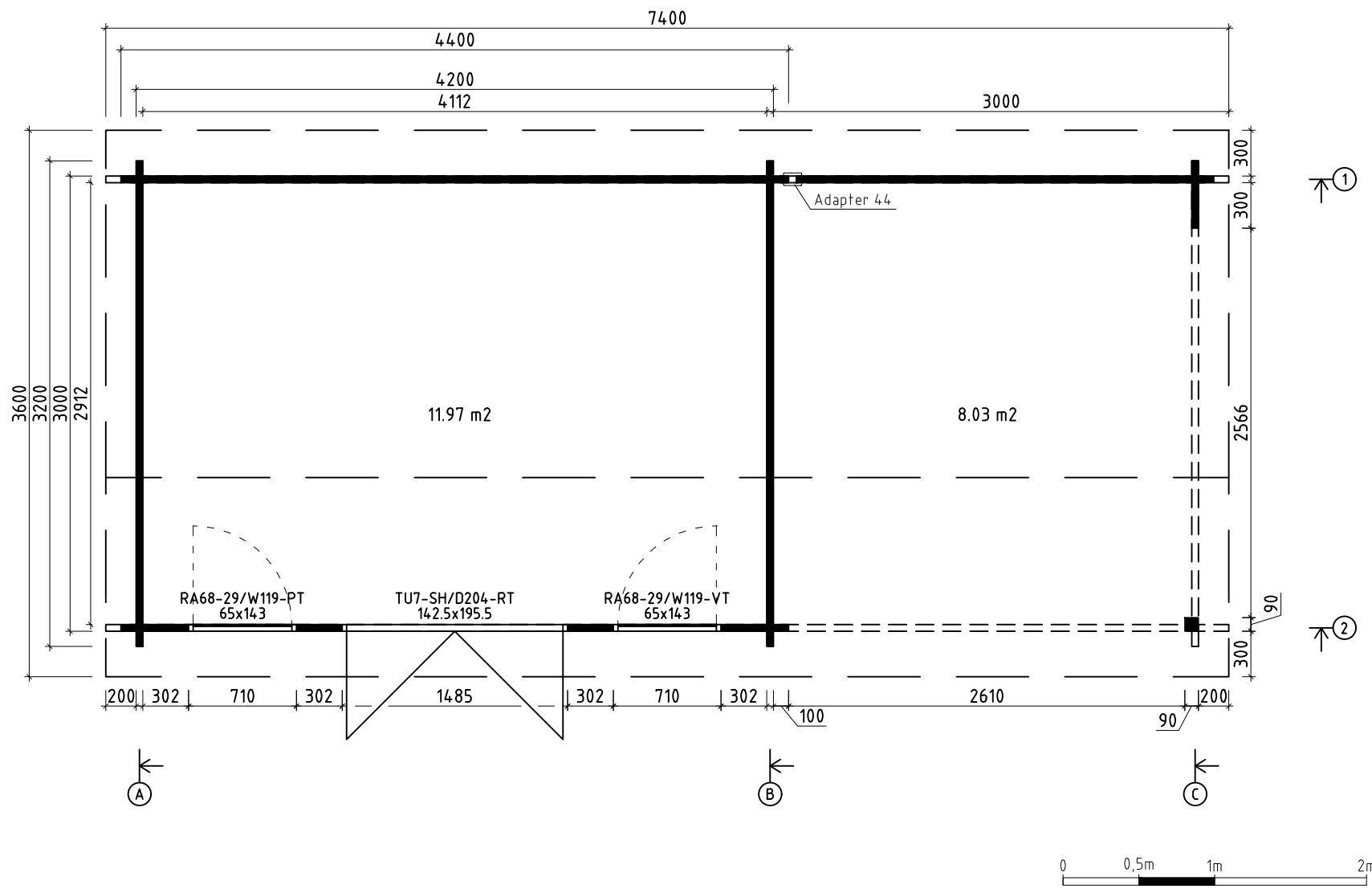
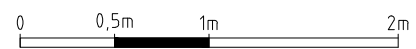
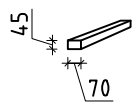
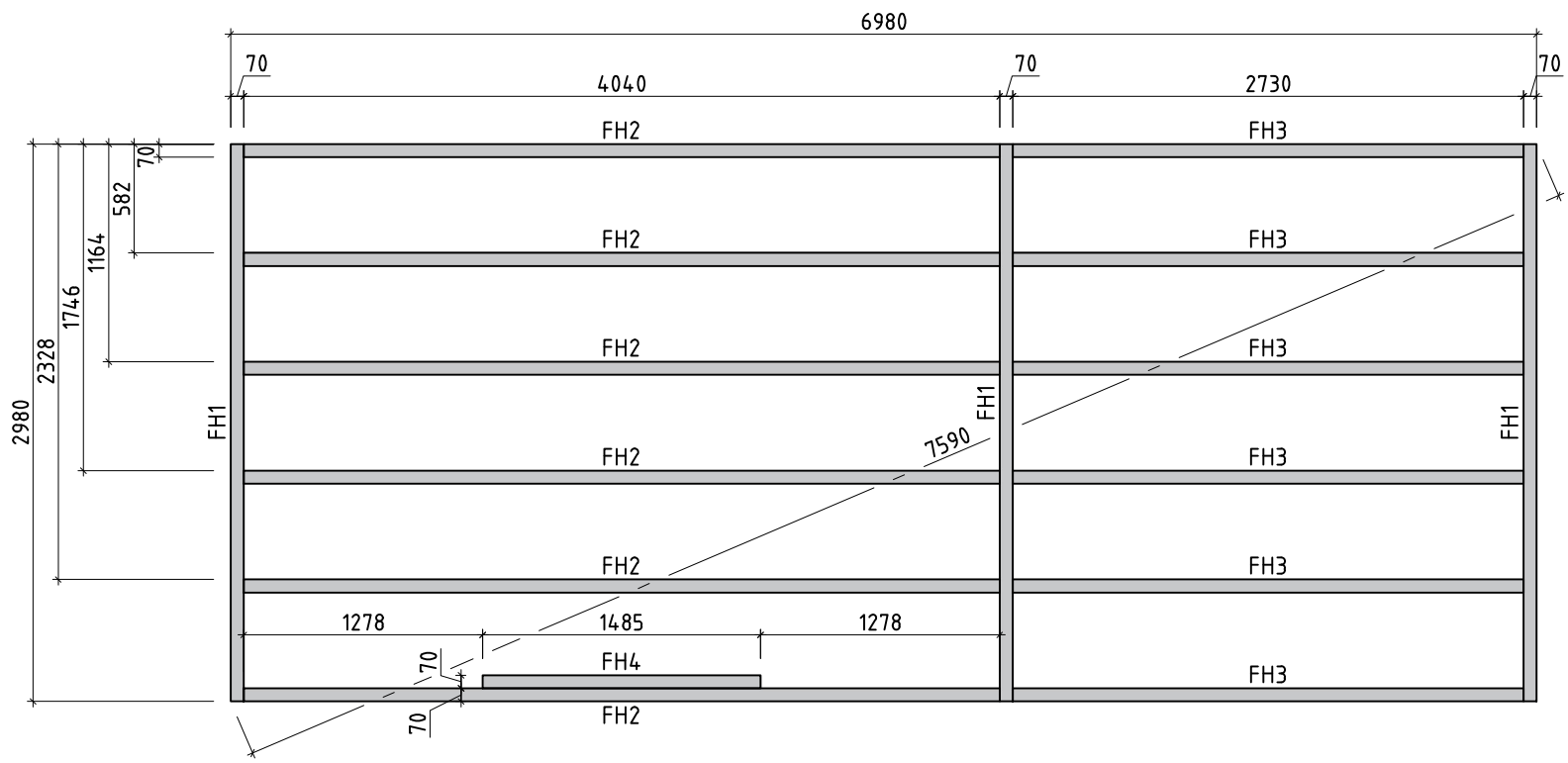


Name	Eva D 320x440+VD+Terr 44	
Zeichnung/Drawing	3D	
Profil/Profile	4,4x13,5	Datum/Date 11.03.2021


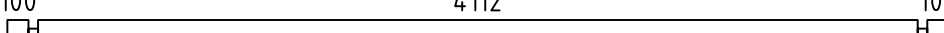

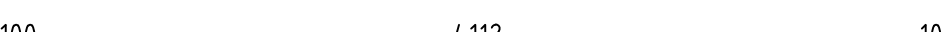




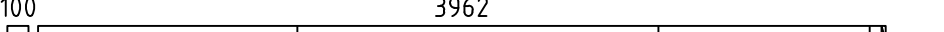



















Q5 – Qualitätsklasse für Fenster und Türen/
Quality class for windows and doors

Name				Eva D 320x440+VD+Terr 44			
Zeichnung/Drawing				Grundplan_Plan			
Maßstab/Scale	1:40	Profil/Profile	4.4x13.5	Druck auf/ Print on	A4	Datum/Date	11.03.2021



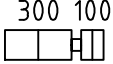






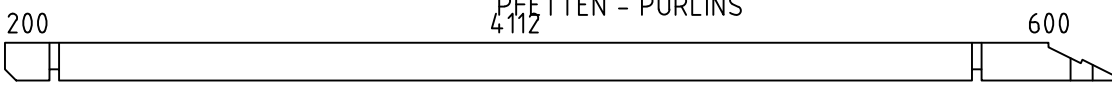
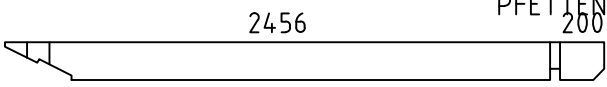
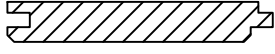
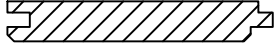
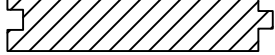



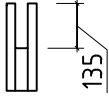
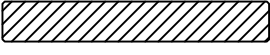





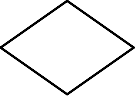
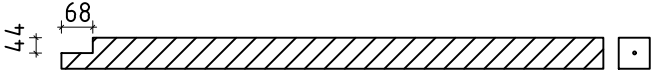
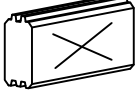
Name				Eva D 320x440+VD+Terr 44			
Zeichnung/Drawing				Lagerholzplan_Foundation plan			
Maßstab/Scale	1:40	Profil/Profile	4.4x13.5	Druck auf/Print on	A4	Datum/Date	11.03.2021

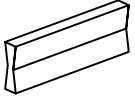






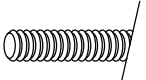


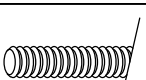


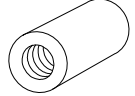
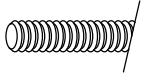




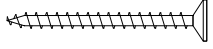
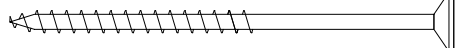
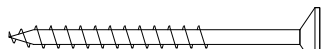
Pos	Teieliste/Specification Eva D 320x440+VD+Terr 44	Stck Pcs.	Profil Profile (mm)	Länge Length (mm)
000	4400 extra log 	1	44x135	4400
001	100 4112 100 	1	44x68	4400
002	100 4112 100 	12	44x135	4400
003	100 4112 100 	1	44x135	4400
004	200 4112 	1	44x135	4378
005	200 4112 	1	44x135	4378
006	100 3962 	1	44x135	4106
007	100 3962 	1	44x135	4106
008	100 2912 100 	3	44x135	3200
009	100 2912 100 	1	44x135	3200
010	100 2912 100 	30	44x135	3200
011	150 2756 100 	2	44x135	3094
012	2756 200 	1	44x135	3022
013	2756 200 	1	44x135	3022
014	2606 100 	1	44x68	2750
015	2606 100 	13	44x135	2750
016	100 2529 	3	44x135	2673
017	100 1313 	2	44x68	1458
018	100 1313 	2	44x135	1458
019	100 1313 	6	44x135	1458
020		3	44x135	770
021		3	44x135	632
022	302 100 	1	44x135	446
023	302 100 	19	44x135	446
024	300 100 	5	44x135	444
025	300 100 	2	44x135	444

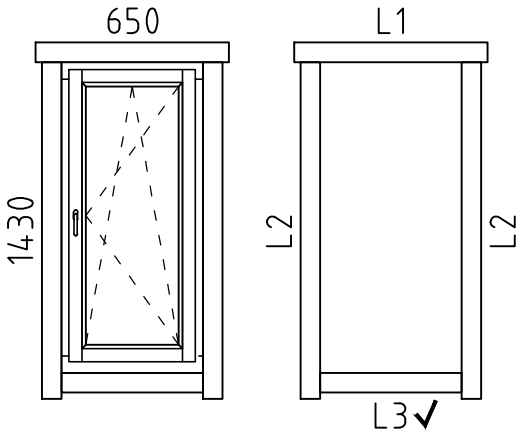
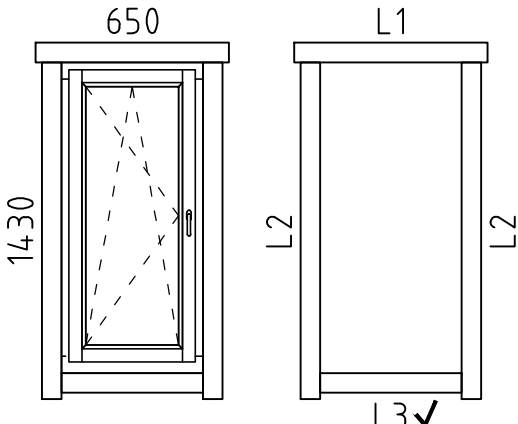

Kood Eva D 320x440+VD+Terr 44

Materjal

Leht 1/4

Pos	Teileliste/Specification Eva D 320x440+VD+Terr 44		Stck Pcs.	Profil Profile (mm)	Länge Length (mm)
026			7	44x135	444
027			16	44x135	302
028			4	44x135	302
FH2	FUNDAMENTHOLZ (imprägniert) - FOUNDATION BEAM (impregnated) 		6	70x45	4040
FH1	FUNDAMENTHOLZ (imprägniert) - FOUNDATION BEAM (impregnated) 		3	70x45	2980
FH3	FUNDAMENTHOLZ (imprägniert) - FOUNDATION BEAM (impregnated) 		6	70x45	2730
FH4	FUNDAMENTHOLZ (imprägniert) - FOUNDATION BEAM (impregnated) 		1	70x45	1485
PF1	PFETTEN - PURLINS 		3	58x170	5000
PF2	PFETTEN - PURLINS 		3	58x170	2700
	DACHBRETTER - ROOF BOARDS		66+1	113x18	2322
	DACHBRETTER - ROOF BOARDS		66	113x18	1343
	FUSSBODENBRETTER - FLOOR BOARDS		37+1	113x28	2907
	TERRASSENBRETTER (imprägniert) - TERRACE BOARDS (impregnated)		23+1	120x28	2951
	ABDECKLEISTEN - COVER STRIPS			15x28	37,0 lfm/rm
	FUSSBODENLEISTEN - FLOOR STRIPS			14x55	15,0 lfm/rm
A44-1	ADAPTER 44	Oberer seite/ upper end 	1	80x120	1890
G02-1	GIEBELBRETTER - GABLE BOARDS 18x120	12,2° 	2	18x120	1423
G02-2	GIEBELBRETTER - GABLE BOARDS 18x120	10° 	2	18x120	2402
G06-1	GIEBELDECKLEISTEN - GABLE COVER STRIPS 18x58		2	18x58	1423
G06-2	GIEBELDECKLEISTEN - GABLE COVER STRIPS 18x58		2	18x58	2402
T07-1	TRAUENLEISTEN - EAVES STRIPS 18x58		4	18x58	3700
T06-1	TRAUENLEISTEN - EAVES STRIPS 18x40			18x40	15,0 lfm/rm
GS	GIEBELSEGMENT - GABLE DIAMOND		2		
TP90-1	STÜTZPFOSTE - SUPPORT POST 90x90		1	90x90	1853
SH	SCHLAGHÖLZER - MOUNTING PIECES		3		

Pos	Teileliste/Specification Eva D 320x440+VD+Terr 44		Stck Pcs.	Profil Profile (mm)	Länge Length (mm)
HK2	HOLZ-KLOTZEN für verbinden der Wandbohlen - Wooden wedge for connecting the wall parts (122mm)		2		
VS	Verbindungsstreifen für verbinden der Wandbohlen - Connecting strip for connecting the wall parts		2		
VP2	Verstellbare Pfostenstütze - Adjustable post support M16		1	M16	
TST	TÜRSTOPPER - DOORSTOP		2		
ML1	Metallstange - Metal bar		3	D10	1170
ML2	Metallstange - Metal bar		3	D10	1040
ML3	Metallstange - Metal bar		6	D10	360
KL1	Gewindestange - Threaded Rod M8		5	M8	2000
KL2	Gewindestange - Threaded Rod M8		1	M8	435
KL3	Gewindestange - Threaded Rod M8		2	M8	325
KL4	Gewindestange - Threaded Rod M8		3	M8	190
KV M UT M8	Mutter - Nut M8		12	M8	
KV S EIB M8X25	U-Scheibe - Washer M8 Ø25		12	M8	
KV MU TJ M8	Befestigungsmutter - Fixing nut M8		5	M8	
KL5	Gewindestange - Threaded rod M12- für die Pfetten - for purlins		6	M12	170
MUT26	Mutter - Nut M12 U-Scheibe - Washer Ø30- für die Pfetten - for purlins		12	M12	
NG04	NÄGEL - NAILS 2.5x50	Dachbretter - Roof boards		792	
NG05	NÄGEL - NAILS 2.5x60	Fussbodenbretter - Floor boards Terrassenbretter - Terrace boards		720	
SR32	Schrauben - Screws 3.0x30	Abdeckleisten - Cover strips Fussbodenleisten - Floor strips Traufenleisten - Eaves strips		132	
SR37	Schrauben - Screws 3.5x45	Giebelbretter - Gable boards Giebelsegment - Gable diamond Traufenbretter - Eaves boards Verbindungsstreifen - Connecting strips Fenster- und Türleisten - Window and door strips		162	
SR57	Schrauben - Screws 5.0x100	Fundamenthölzer - Foundation beams		64	
SR55	Schrauben - Screws 5.0x70	Stützpfole - Support post Pfostenstütze - Post support		10	
Kood	Eva D 320x440+VD+Terr 44		Materjal		Leht 3/4

Pos	Teileliste/Specification Eva D 320x440+VD+Terr 44	Stck Pcs.	Profil Profile (mm)	Länge Length (mm)
	FENSTER/WINDOW <u>Q5</u> W5-S44P-0XT-06501430  <div style="margin-left: 400px;"> RA68-29/W119-PT L1 18x95 L=890mm 2× L2 18x95 L=1550mm 4× L3 18x95 L=650mm 2× ✓ DIN rechts/right handed </div>	2		
	FENSTER/WINDOW <u>Q5</u> W5-S44V-0XT-06501430  <div style="margin-left: 400px;"> RA68-29/W119-VT L1 18x95 L=890mm 2× L2 18x95 L=1550mm 4× L3 18x95 L=650mm 2× ✓ DIN links/left handed </div>	2		
	TÜR/DOOR <u>Q5</u> D5-D44R-7XT-14251955  <div style="margin-left: 400px;"> TU7-SH/D204-RT L1 18x95 L=1665mm 2× L2 18x95 L=1955mm 4× ✓ DIN rechts/right handed </div>	1		
	<p><u>Achtung!</u> Die Giebelbohlen können teilweise schon vormontiert sein! Bitte beachten - diese erscheinen nicht ganz so wie in der Teileliste beschrieben.</p>			
	<p><u>Notice!</u> The gable pieces can be partly pre-assembled! Please notice - those differ from the description given in the specification list.</p>			
	<p>✓ - Bitte selber anpassen (falls nötig)! / Cut into length on site (if needed)!</p>			
Kood	Eva D 320x440+VD+Terr 44	Materjal		Leht 4/4

Aken	Q4-Q6	-	paigaldusjuhis
Window	Q4-Q6	-	assembly instructions
Fenster	Q4-Q6	-	Montageanleitung

5-10mm

3.5x45

Lõika mõõtu
Cut to length
Absägen
- 10mm / -20mm

NB!

3.5x45

Vihmaliist / Rain strip / Wasserleiste

Q5-Q6

*Silikoon
*Silicon
*Silikon

*Vajumispilu
*Settling gap
*Senkungs spalt

ca 40-50mm

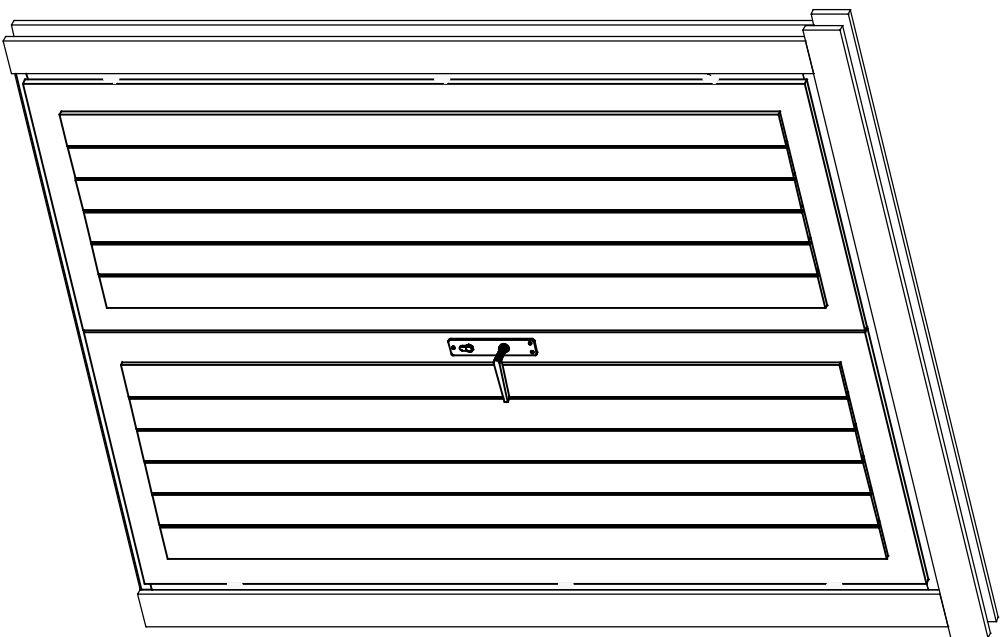
NB!

- Monteerida juhul kui ese on välja toodud maja spetsifikatsioonis!
- Install only if the item is listed in the house specification!
- Nur montieren wenn die Leiste in der Teileliste gezeigt ist!


Veeplekk / Window sill / Fensterbank

4,2x16

Ukse montaa 0 / Tür montage / Door assembly
(GH+ / SH)



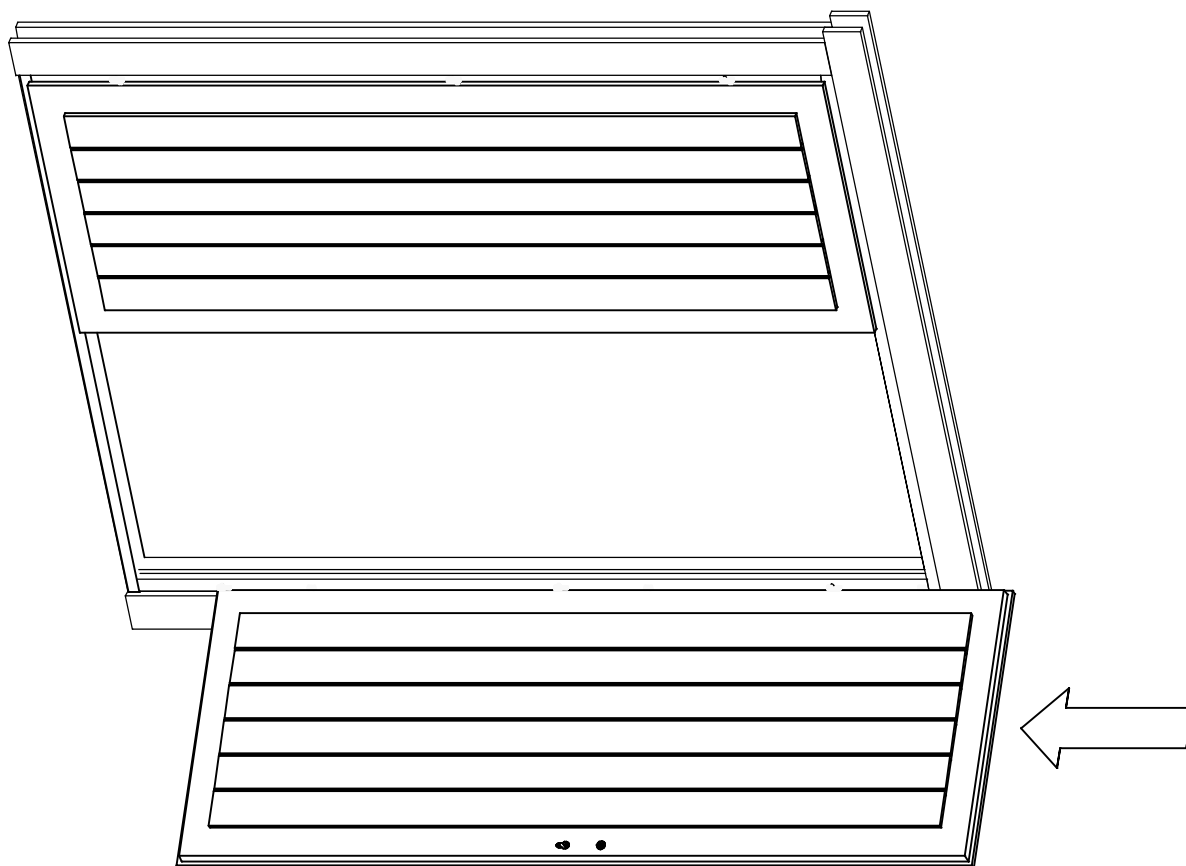
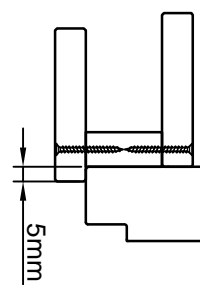
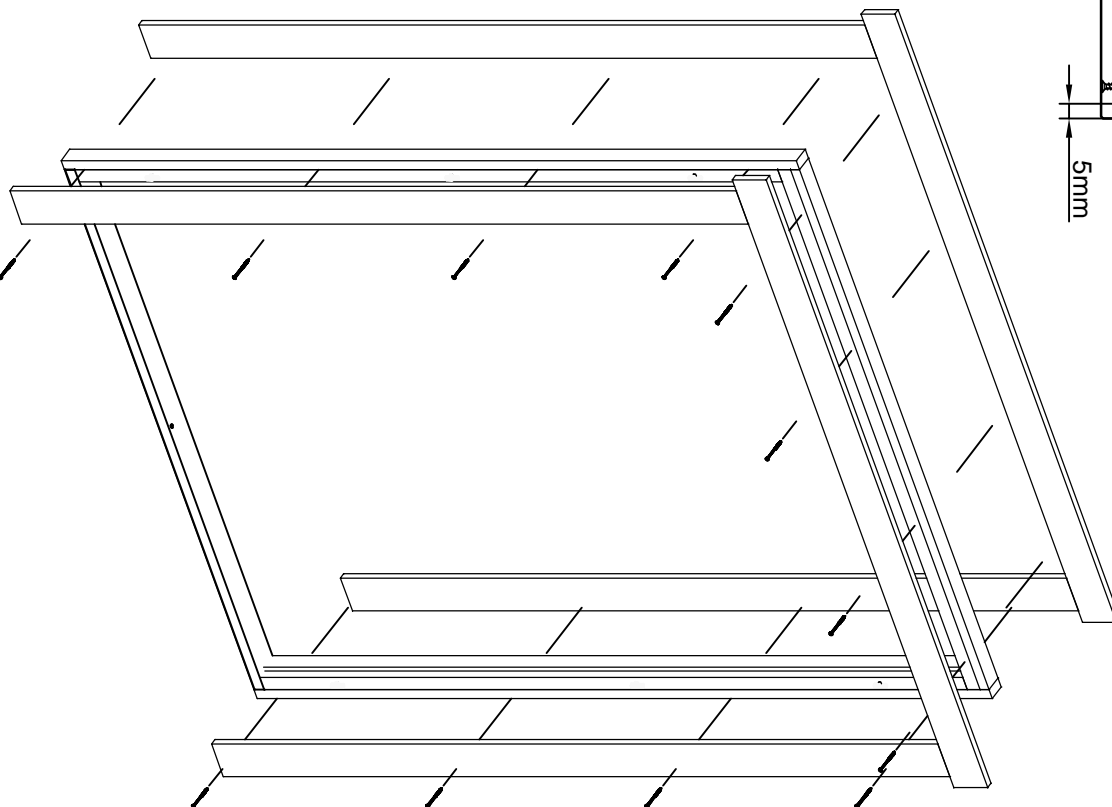
4.5x90

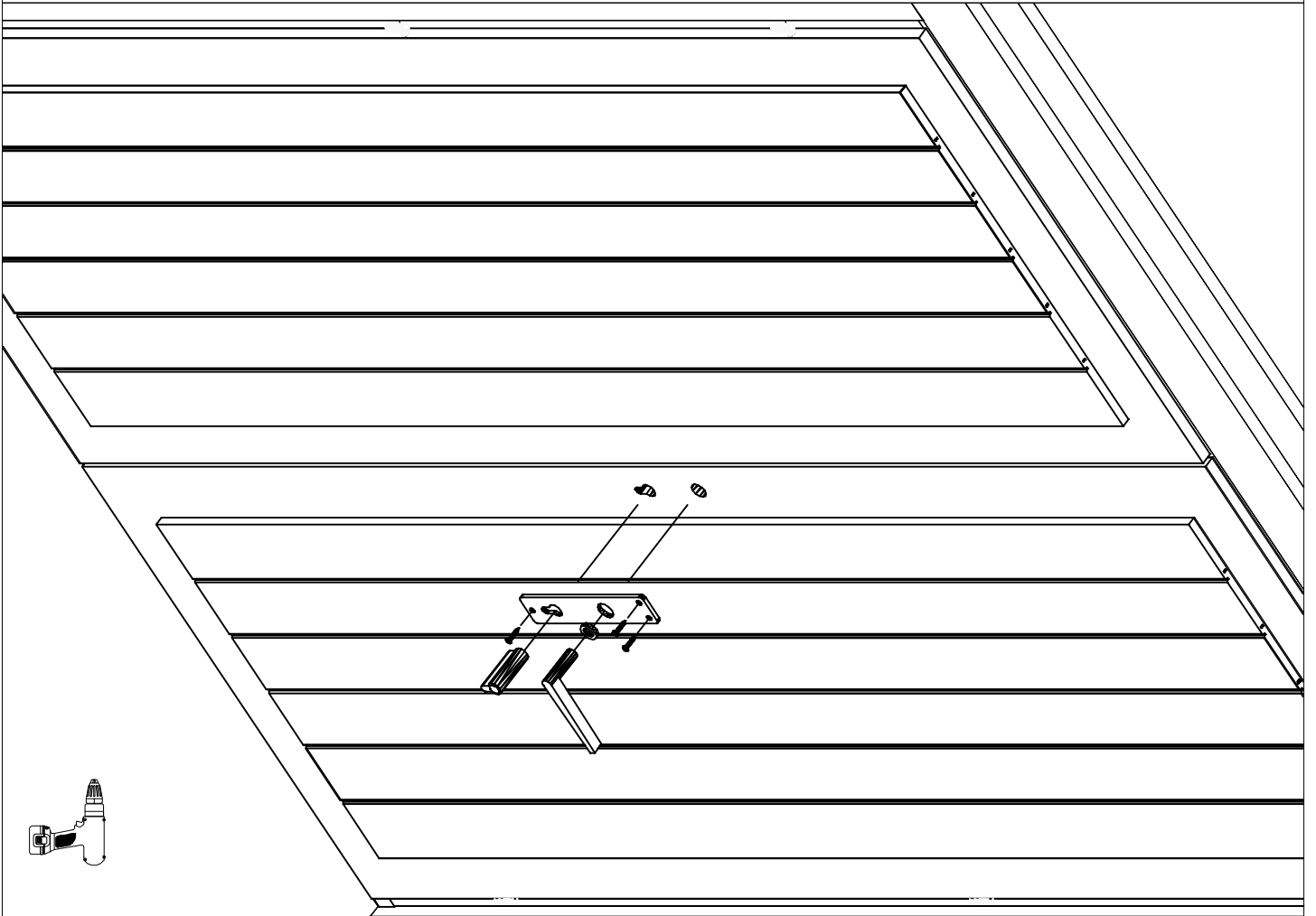
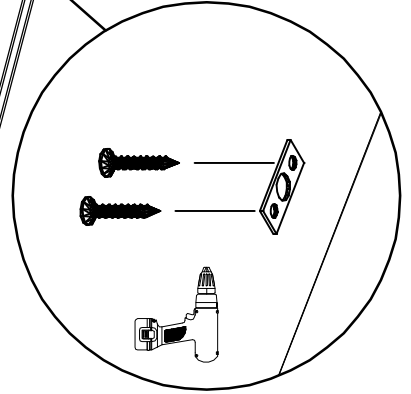
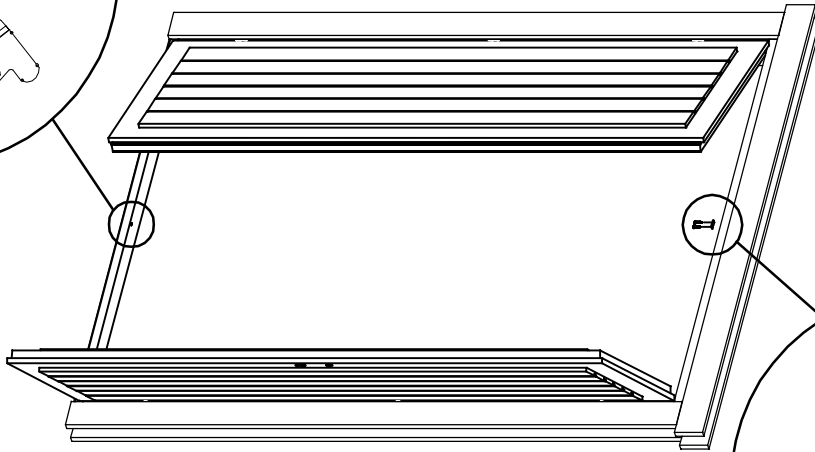
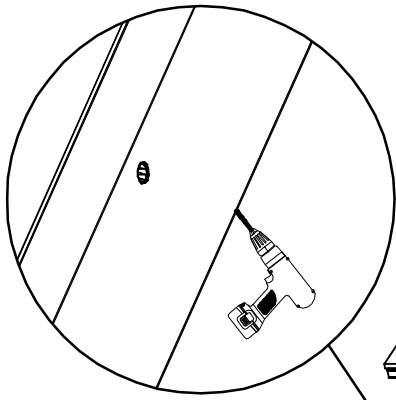


4.5x90


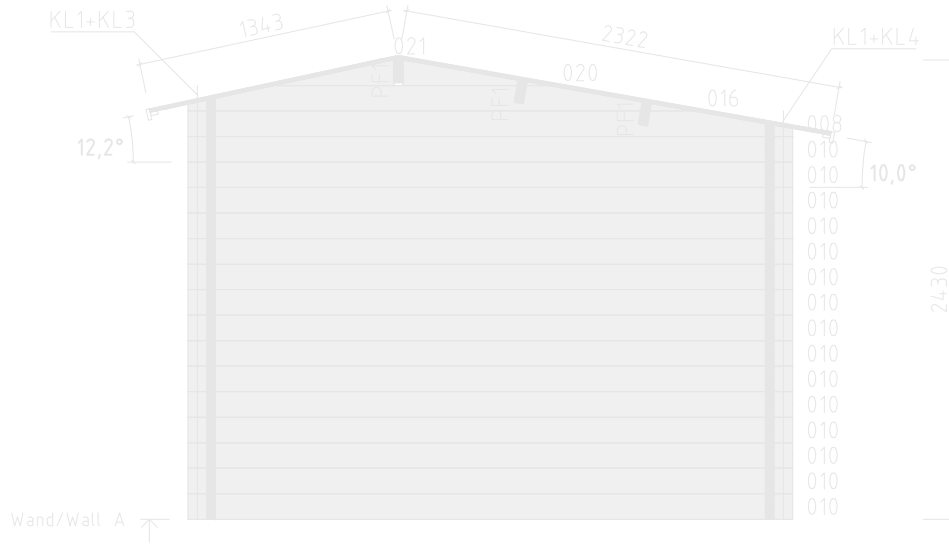


3.5x45

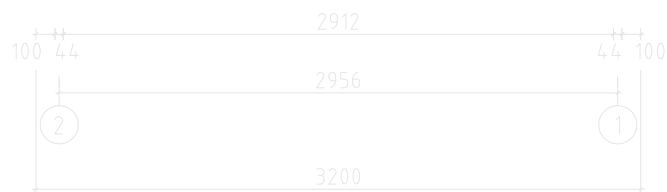
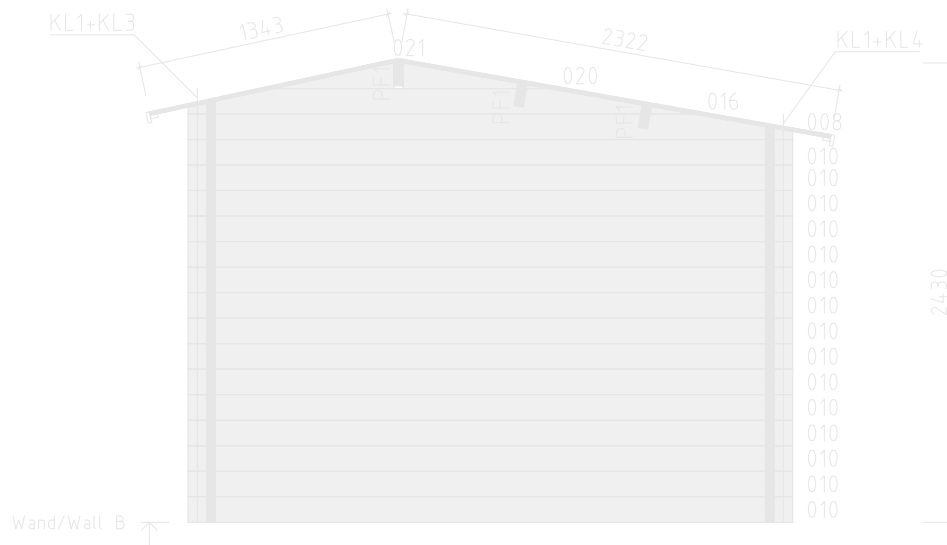





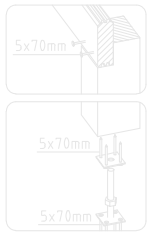
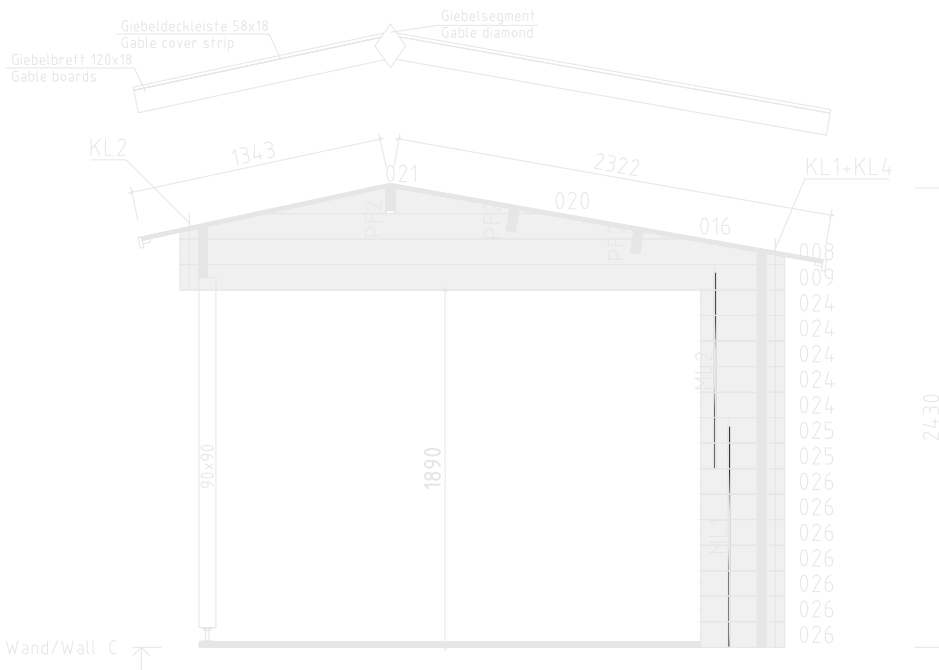
Dachbretter	
Roof boards	
Traufenbretter	
Gable boards	
Traufenleisten	Eaves strips



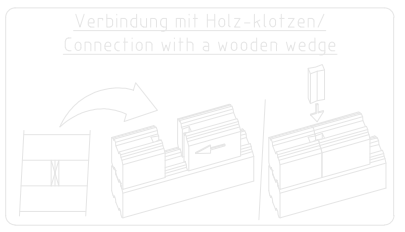
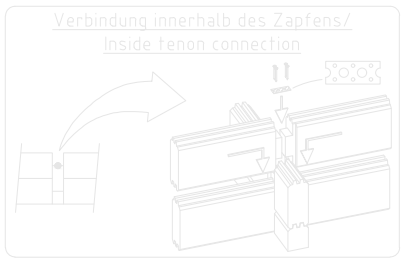
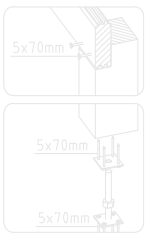
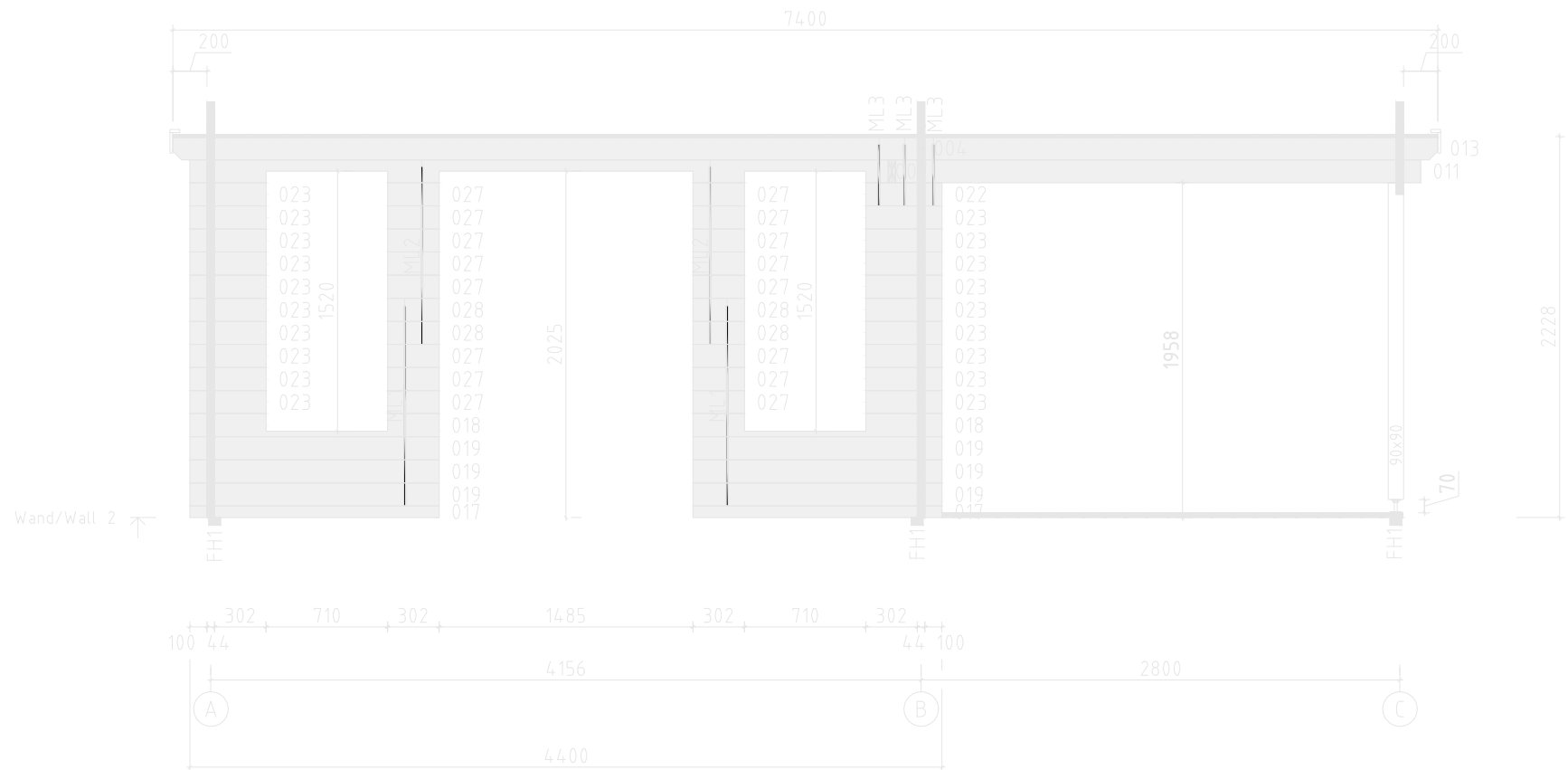
Name	Eva D 320x440+VD+Terr 44		
Zeichnung/Drawing	WAND/WALL A		
Maßstab/Scale	1:40	Profil/Profile	4.4x13.5
Druck auf/Print on	A4	Datum/Date	11.03.2021



Name	Eva D 320x440+VD+Terr 44		
Zeichnung/Drawing	WAND/WALL B		
Maßstab/Scale	1:40	Profil/Profile	4.4x13.5
Druck auf/Print on	A4	Datum/Date	11.03.2021



Name	Eva D 320x440+VD+Terr 44		
Zeichnung/Drawing	WAND/WALL C		
Maßstab/Scale	1:40	Profil/Profile	4.4x13.5
Druck auf/ Print on	A4	Datum/Date	11.03.2021



Name	Eva D 320x440+VD+Terr 44		
Zeichnung/Drawing	WAND/WALL 2		
Maßstab/Scale	1:40	Profil/Profile	4.4x13.5
		Druck auf/Print on	A4
		Datum/Date	11.03.2021