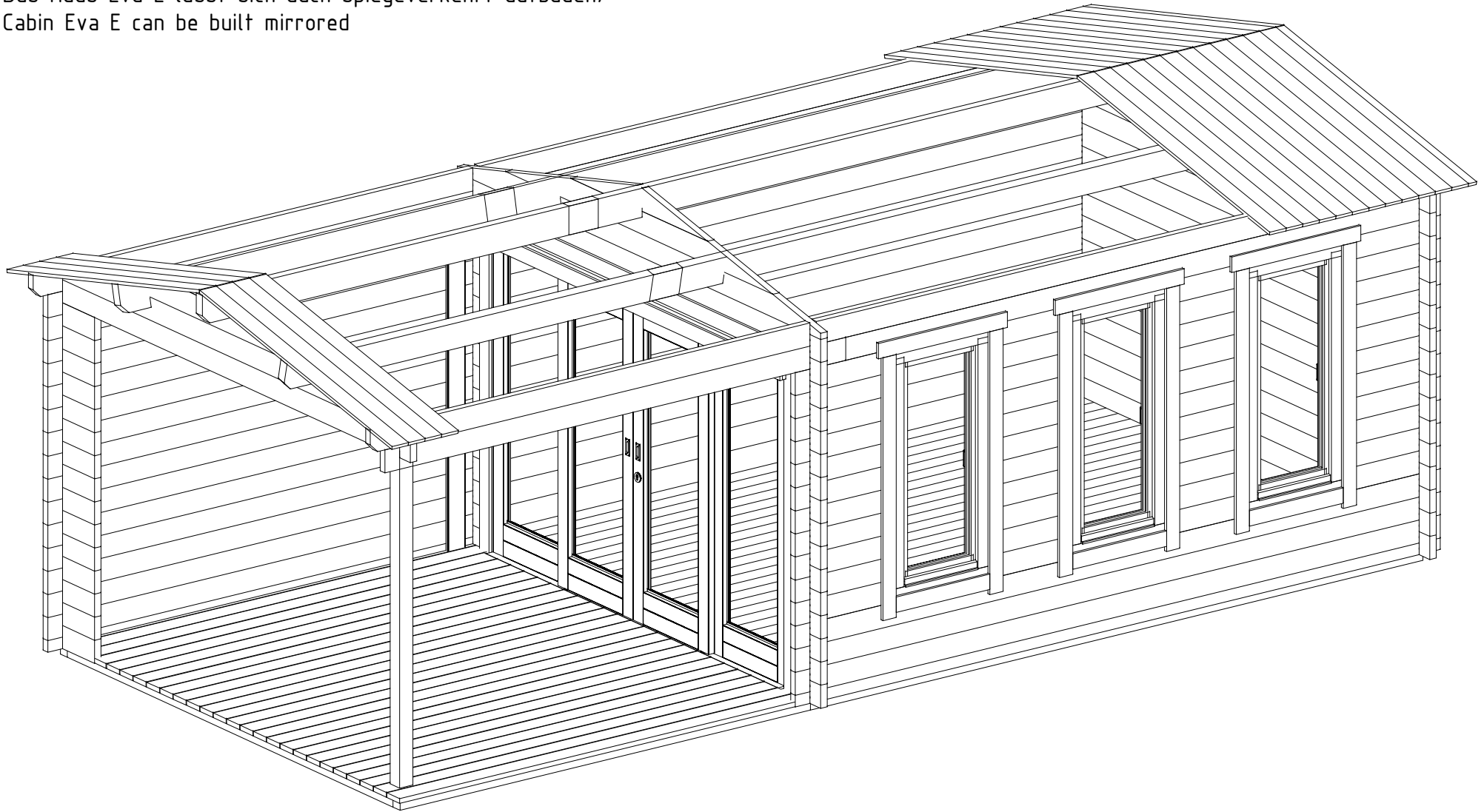
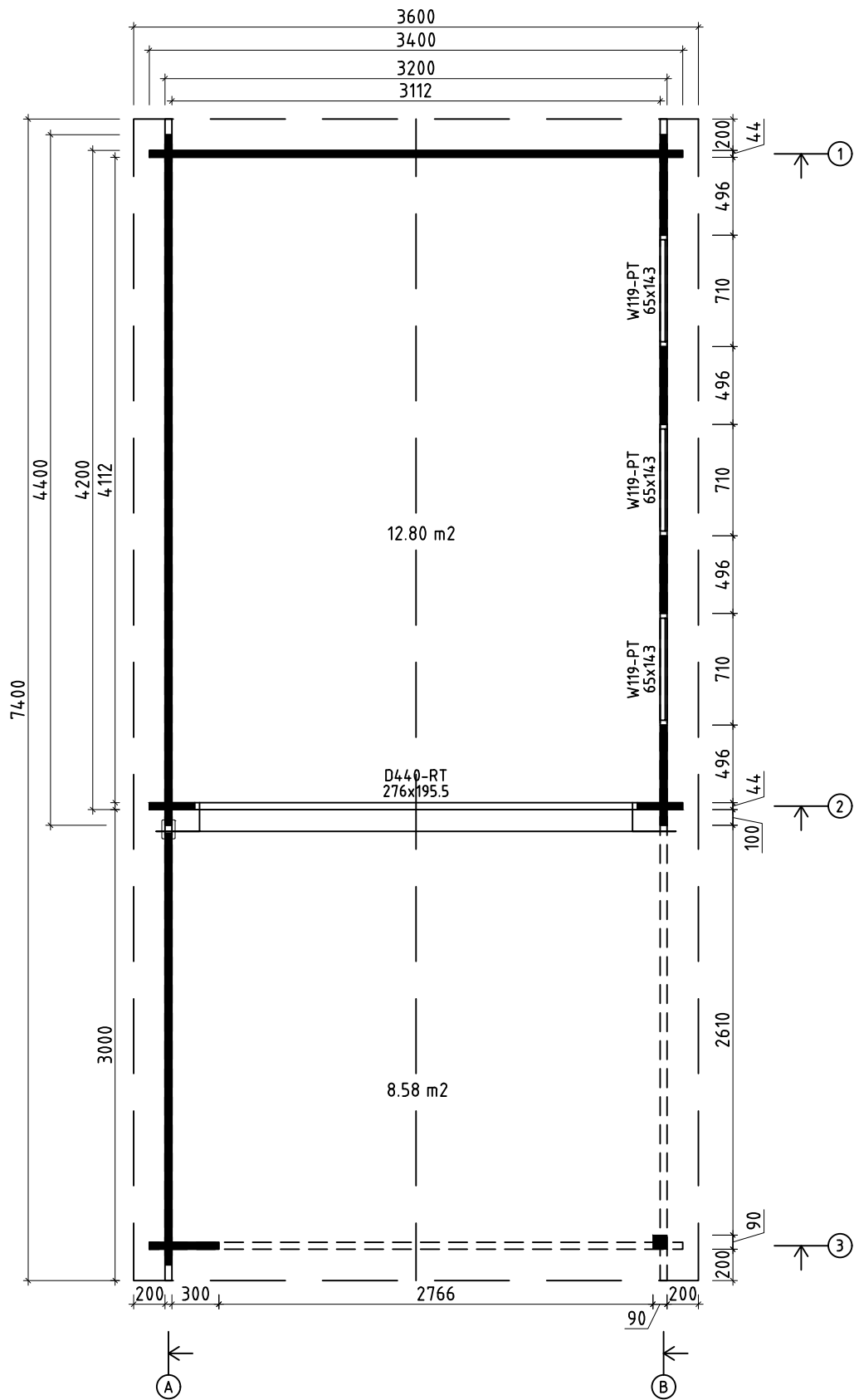


Das Haus Eva E lässt sich auch spiegeverkehrt aufbauen/
Cabin Eva E can be built mirrored

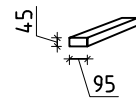
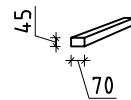
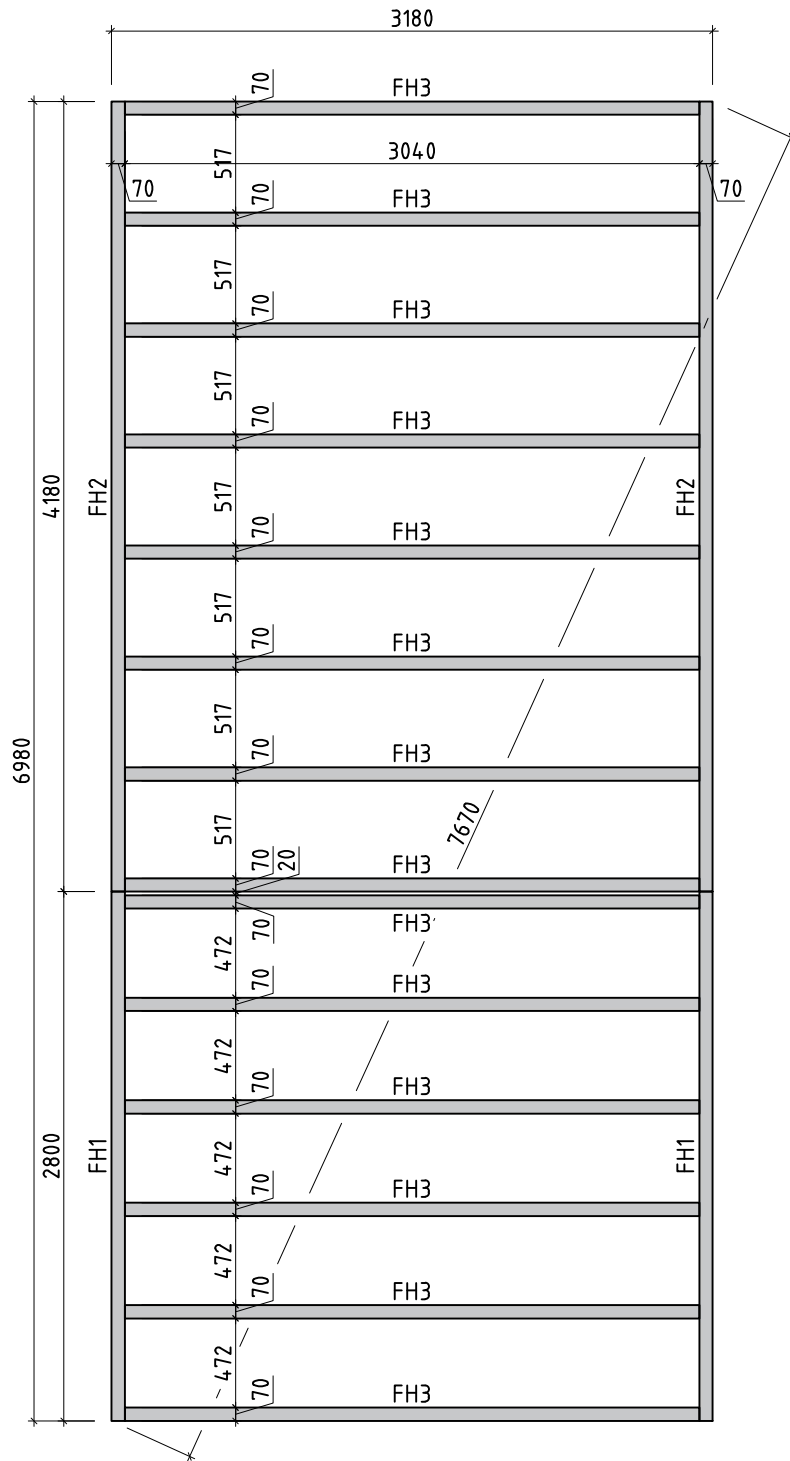


Name	Eva E 340x440+VD+Terr 44		
Zeichnung/Drawing	3D		
Profil/Profile	4.4x13.5	Datum/Date	28.02.2023

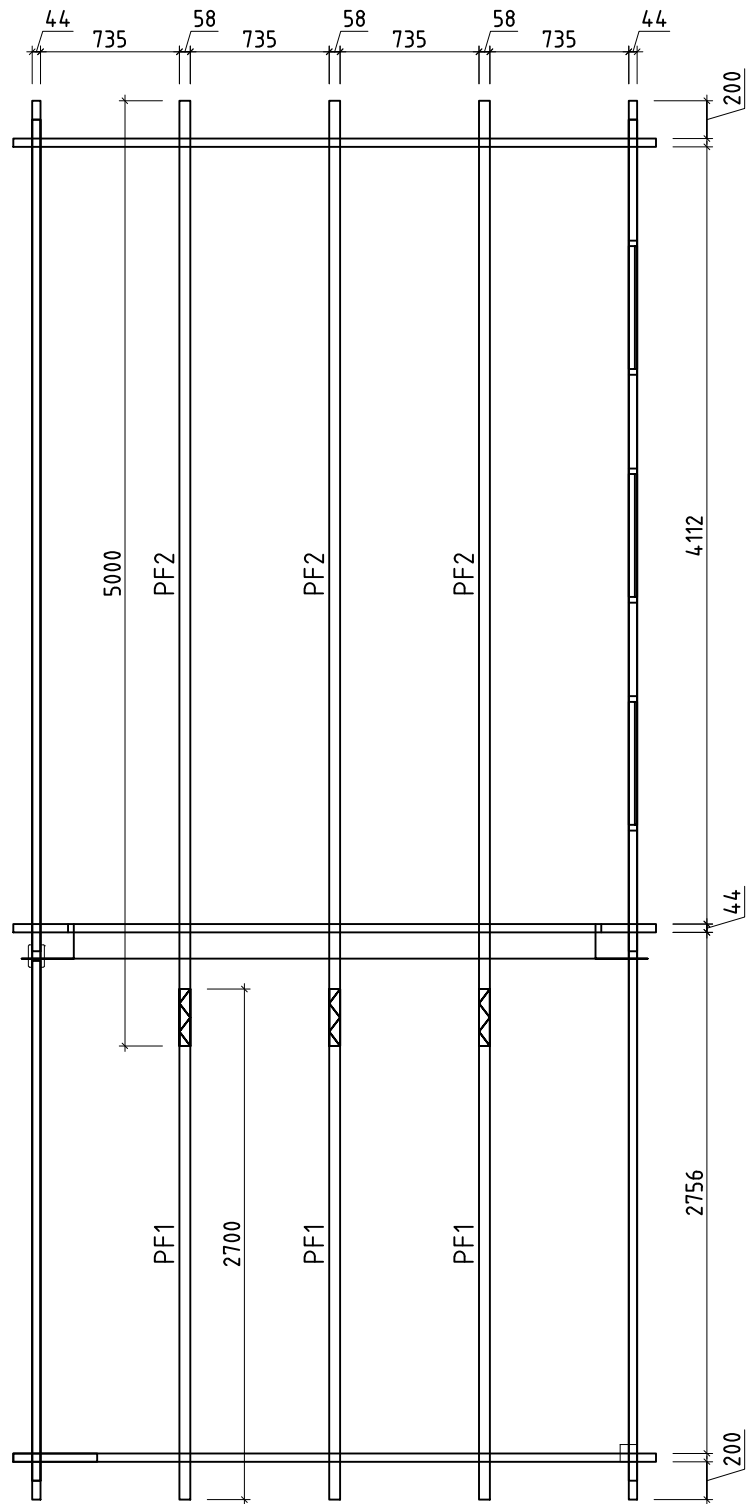


Q5 – Qualitätsklasse für Fenster und Türen/
Quality class for windows and doors

Name		Eva E 340x440+VD+Terr 44		
Zeichnung/Drawing		Grundplan_Plan		
Maßstab/Scale	1:40	Profil/Profile	4.4x13.5	Druck auf/ Print on
			A4	Datum/Date
				28.02.2023

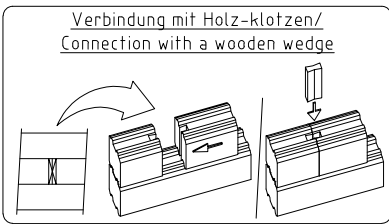
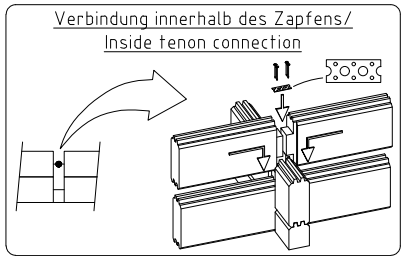
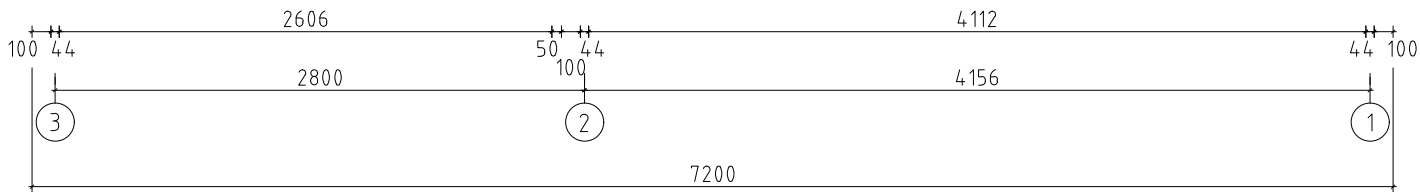



Name		Eva E 340x440+VD+Terr 44		
Zeichnung/Drawing		Lagerholzplan_Foundation plan		
Maßstab/Scale	1:40	Profil/Profile	4.4x13.5	Druck auf/ Print on
			A4	Datum/Date
				28.02.2023

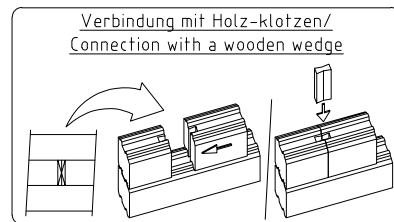
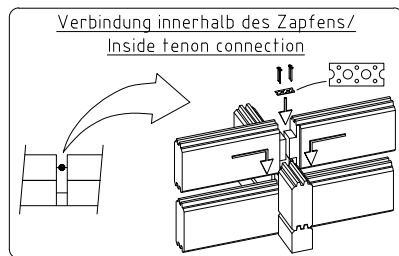
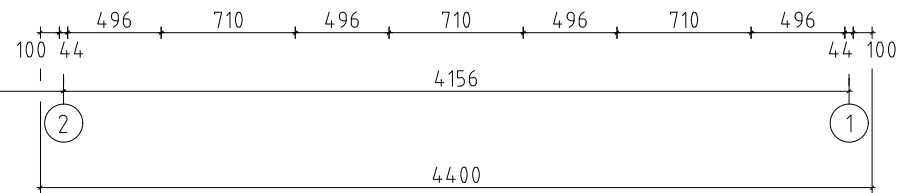
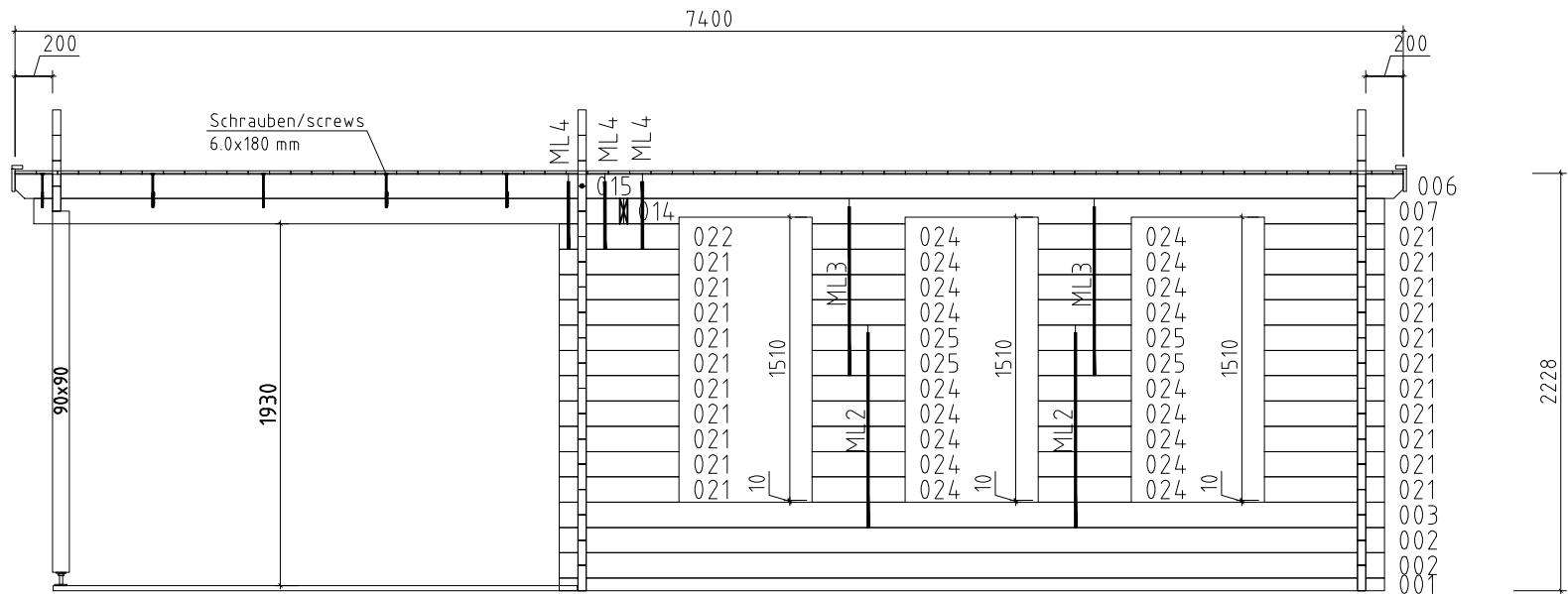


Name	Eva E 340x440+VD+Terr 44		
Zeichnung/Drawing	Pfetten_Purlins		
Maßstab/Scale	1:40	Profil/Profile	4.4x13.5
Druck auf/ Print on	A4	Datum/Date	28.02.2023

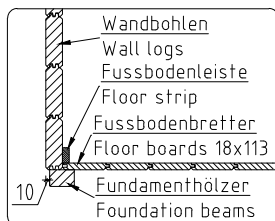
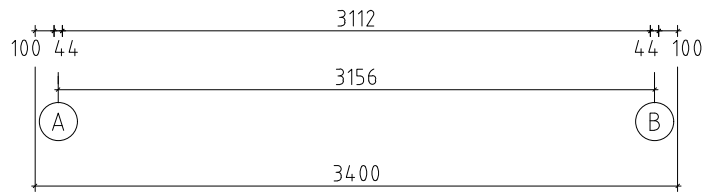
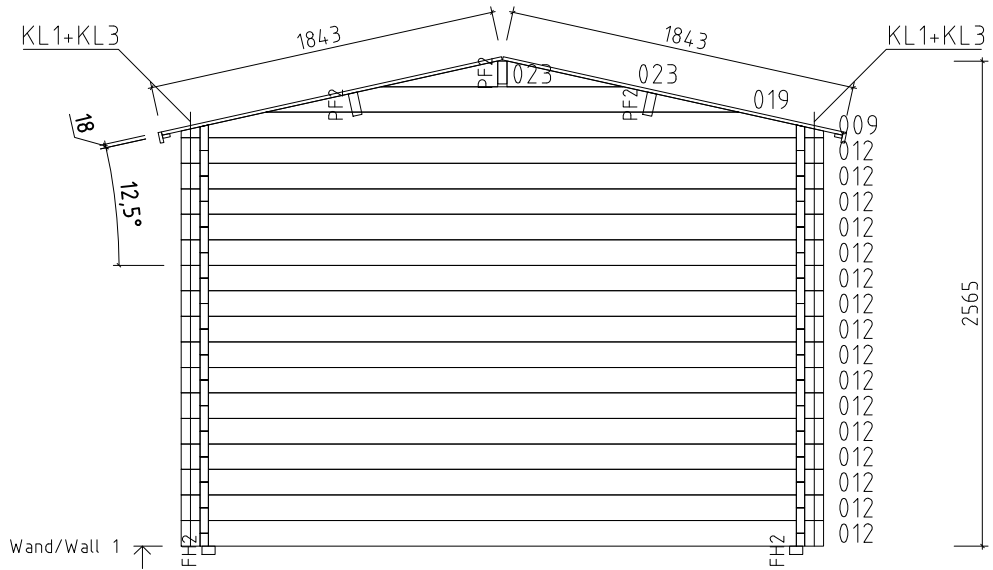
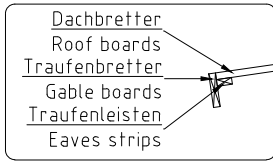
- Giebeldeckleisten
- Gable cover strips
- Dachbretter
- Roof boards 18x113
- Giebelbretter
- Gable boards
- Pfetten/Wandbohlen
- Purlins/Wall log



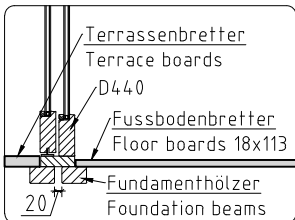
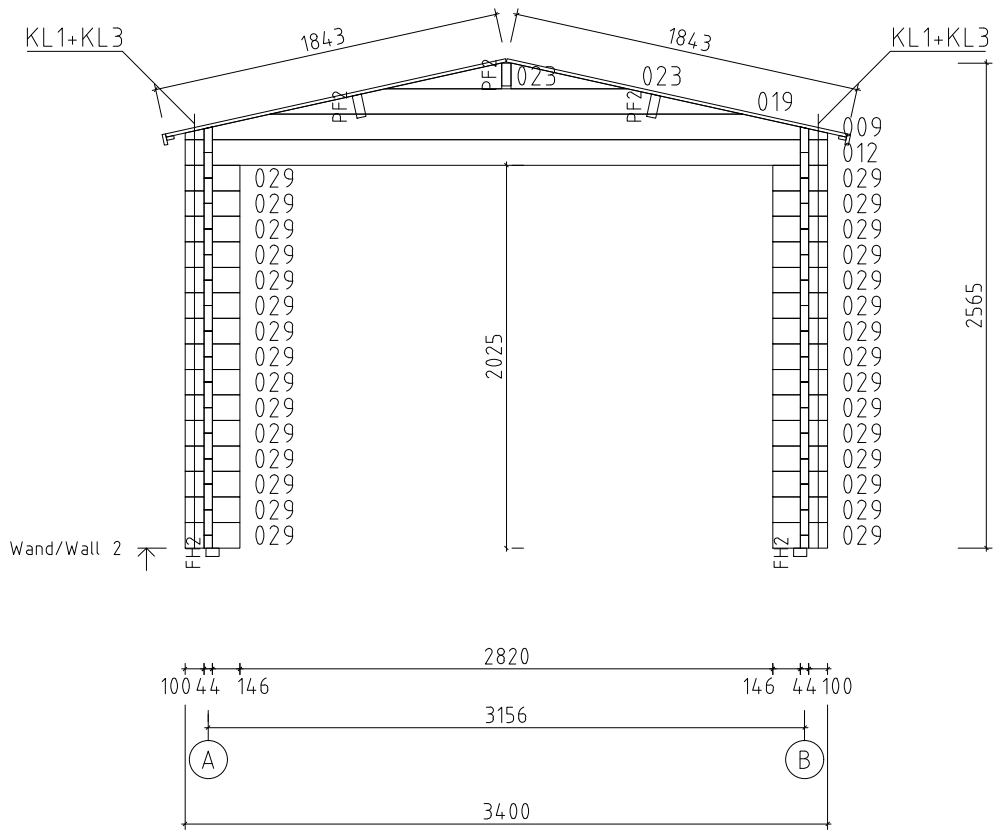
Name				Eva E 340x440+VD+Terr 44			
Zeichnung/Drawing				WAND/WALL A			
Maßstab/Scale	1:40	Profil/Profile	4.4x13.5	Druck auf/Print on	A4	Datum/Date	28.02.2023



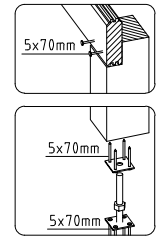

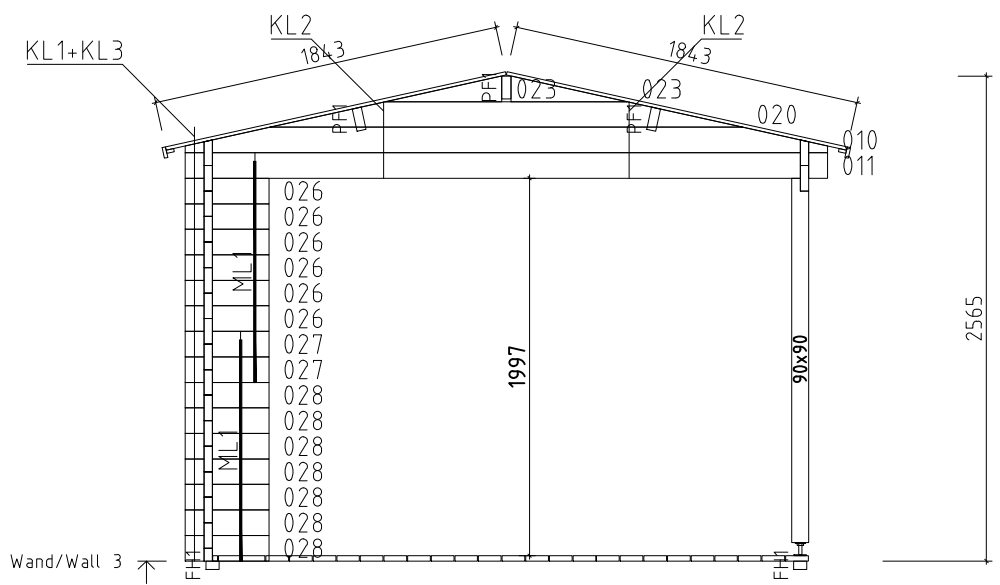
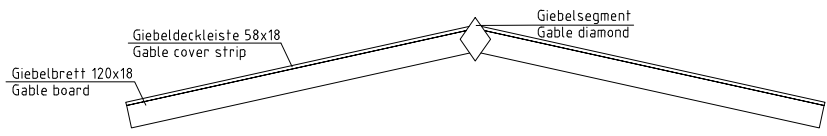
Name				Eva E 340x440+VD+Terr 44	
Zeichnung/Drawing				WAND/WALL B	
Maßstab/Scale	1:40	Profil/Profile	4.4x13.5	Druck auf/ Print on	A4
				Datum/Date	28.02.2023



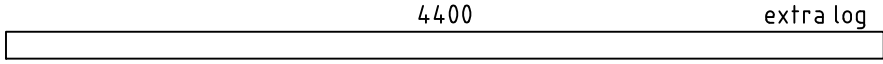
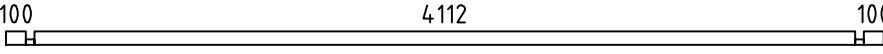
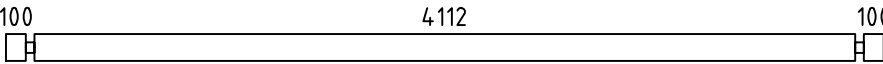
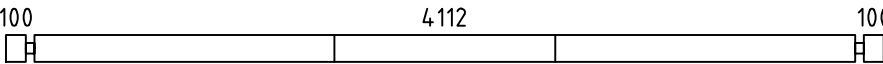
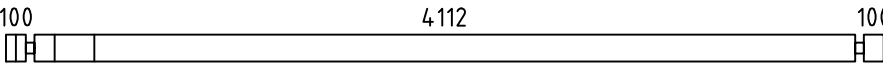
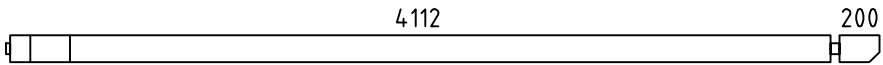
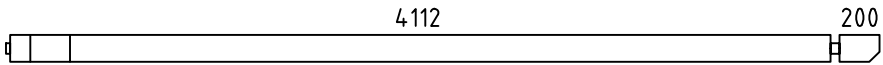
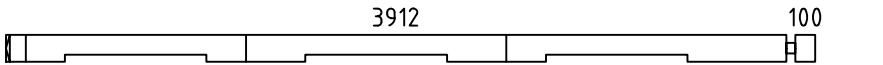
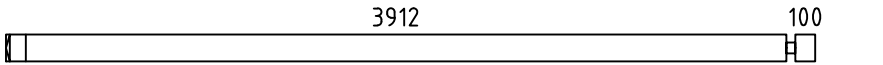

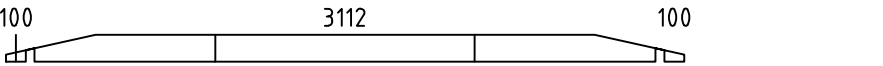
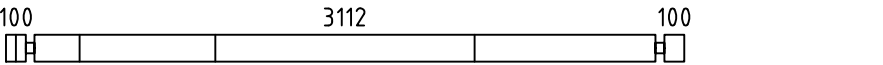





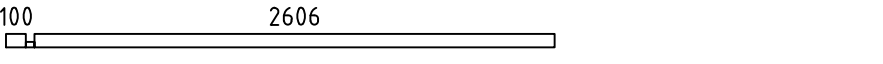

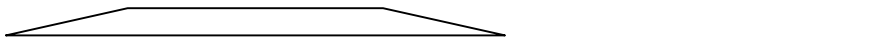
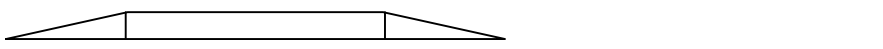





Name	Eva E 340x440+VD+Terr 44		
Zeichnung/Drawing	WAND/WALL 1		
Maßstab/Scale	1:40	Profil/Profile	4.4x13.5
Druck auf/Print on	A4	Datum/Date	28.02.2023













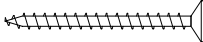
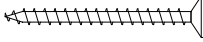
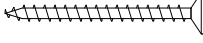
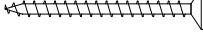
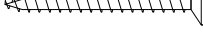

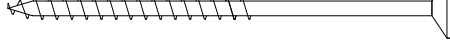
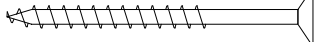
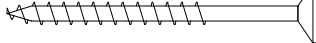






Name		Eva E 340x440+VD+Terr 44			
Zeichnung/Drawing		WAND/WALL 2			
Maßstab/Scale	1:40	Profil/Profile	4.4x13.5	Druck auf/Print on	A4
				Datum/Date	28.02.2023



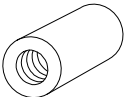
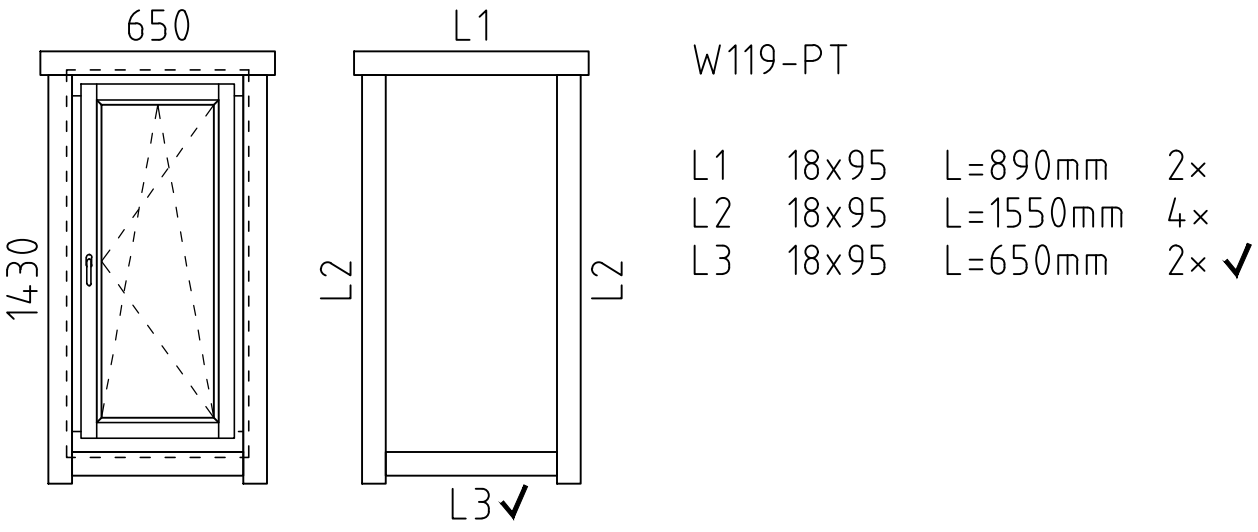
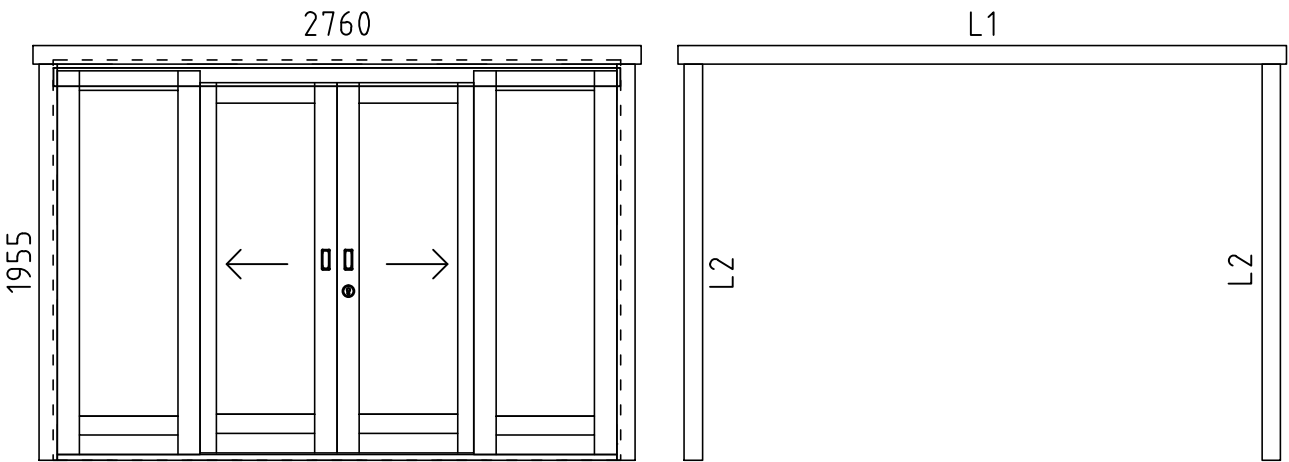


Name		Eva E 340x440+VD+Terr 44		
Zeichnung/Drawing		WAND/WALL 3		
Maßstab/Scale	1:40	Profil/Profile	4.4x13.5	Druck auf/Print on
			A4	Datum/Date
				28.02.2023

Pos	Teileliste/Specification Eva E 340x440+VD+Terr 44	Stck Pcs.	Profil Profile (mm)	Länge Length (mm)
	<u>Achtung!</u> Die Giebelbohlen können teilweise schon vormontiert sein! Bitte beachten - diese erscheinen nicht ganz so wie in der Teileliste beschrieben.			
	<u>Notice!</u> The gable pieces can be partly pre-assembled! Please notice - those differ from the description given in the specification list.			
000		1	44x135	4400
001		2	44x68	4400
002		15	44x135	4400
003		1	44x135	4400
004		1	44x135	4400
005		1	44x135	4378
006		1	44x135	4378
007		1	44x135	4056
008		1	44x135	4056
009		2	44x135	3400
010		1	44x135	3400
011		1	44x135	3400
012		17	44x135	3400
013		1	44x135	3144
014		1	44x135	3144
015		1	44x135	3022
016		1	44x135	3022
017		1	44x68	2750
018		14	44x135	2750
019		2	44x135	2501
020		1	44x135	2501
021		21	44x135	639
022		1	44x135	639
023		6	44x135	616
024		18	44x135	496
025		4	44x135	496
Kood	Eva E 340x440+VD+Terr 44	Materjal		Leht 1/4

Pos	Teileliste/Specification Eva E 340x440+VD+Terr 44		Stck Pcs.	Profil Profile (mm)	Länge Length (mm)
026			6	44x135	444
027			2	44x135	444
028			7	44x135	444
029			30	44x135	290
FH2	FUNDAMENTHOLZ (imprägniert) - FOUNDATION BEAM (impregnated) 		2	70x45	4180
FH3	FUNDAMENTHOLZ (imprägniert) - FOUNDATION BEAM (impregnated) 		14	70x45	3040
FH1	FUNDAMENTHOLZ (imprägniert) - FOUNDATION BEAM (impregnated) 		2	70x45	2800
PF2		PFETTEN - PURLINS	3	58x170	5000
PF1		PFETTEN - PURLINS	3	58x170	2700
	DACHBRETTER - ROOF BOARDS		132+2	113x18	1843
	FUSSBODENBRETTER - FLOOR BOARDS		28+1	113x18	4107
	TERRASSENBRETTER (imprägniert) - TERRACE BOARDS (impregnated)	✓	26+1	120x28	2795
	FUSSBODENLEISTEN - FLOOR STRIPS	✓		18x40	16,0 lfm/rm
	DECKENLEISTEN - CEILING STRIPS	✓		15x28	40,0 lfm/rm
A44-1	ADAPTER 44	Obere seite/ Upper end 	1	80x120	2025
G02-1	GIEBELBRETTER - GABLE BOARDS 18x120	12,5° 	4	18x120	1923
G06-1	GIEBELDECKLEISTEN - GABLE COVER STRIPS 18x58		4	18x58	1923
T06-1	TRAUHENLEISTEN - EAVES STRIPS 18x40		4	18x40	15,0 lfm/rm
T07-1	TRAUHENLEISTEN - EAVES STRIPS 18x58		4	18x58	3700
GS	GIEBELSEGMENT - GABLE DIAMOND		2		
TP90-1	STÜTZPFOSTE - SUPPORT POST 90x90		1	90x90	1927
SH	SCHLAGHÖLZER - MOUNTING PIECES		3		
HK2	HOLZ-KLOTZEN für verbinden der Wandbohlen - Wooden wedge for connecting the wall parts (122mm)		2		
VS	Verbindungsstreifen für verbinden der Wandbohlen - Connecting strip for connecting the wall parts		2		
VP2	Verstellbare Pfostenstütze - Adjustable post support M16		1		
Kood	Eva E 340x440+VD+Terr 44		Materjal		Leht 2/4

Pos	Teileliste/Specification Eva E 340x440+VD+Terr 44		Stck Pcs.	Profil Profile (mm)	Länge Length (mm)
ML1	Metallstange - Metal bar		2	D10	1170
ML2	Metallstange - Metal bar		2	D10	1040
ML3	Metallstange - Metal bar		2	D10	900
ML4	Metallstange - Metal bar		6	D10	360
NG2 550	NÄGEL - NAILS 2.5x50 Dachbretter - Roof boards		792		
NG2 550	NÄGEL - NAILS 2.5x50 Fussbodenbretter - Floor boards		448		
NG2 560	NÄGEL - NAILS 2.5x60 Terrassenbretter - Terrace boards		312		
SR3 030	Schrauben - Screws 3.0x30 Deckenleisten - Ceiling strips		80		
SR3 030	Schrauben - Screws 3.0x30 Fussbodenleisten - Floor strips		32		
SR3 030	Schrauben - Screws 3.0x30 Traufenleisten - Eaves strips		30		
SR35 45-01	3.5x45 Trims (Door/Window) - Rahmleisten (Tür/Fenster)		112		
SR3 545	Schrauben - Screws 3.5x45 Giebelbretter - Gable boards		20		
SR3 545	Schrauben - Screws 3.5x45 Giebeldeckleisten - Gable cover strips		20		
SR3 545	Schrauben - Screws 3.5x45 Giebelsegment - Gable diamond		4		
SR3 545	Schrauben - Screws 3.5x45 Traufenbretter - Eaves boards 18x58		36		
SR354 5-001	Schrauben - Screws 3.5x45 Verbindungsstreifen - Connecting strip		8		
SR5 0100	Schrauben - Screws 5.0x100 Fundamenthölzer - Foundation beams		72		
SR5 070	Schrauben - Screws 5.0x70 Stützpfole - Support post		2		
SR507 0-002	Schrauben - Screws 5.0x70 Verstellbare pfolestütze - Post support		8		
SR63	Schrauben - Screws 6.0x180 Pos 015		5		
KL-1	Gewindestange - Threaded rod M12- für die Pfetten - for purlins		6		170
MUT26	Mutter - Nut M12 U-Scheibe - Washer Ø30- für die Pfetten - for purlins		12		
KL1	Gewindestange - Threaded Rod M8		5		2000
KL2	Gewindestange - Threaded Rod M8		2		435
KL3	Gewindestange - Threaded Rod M8		5		325
Kood	Eva E 340x440+VD+Terr 44		Materjal		Leht 3/4

Pos	Teileliste/Specification Eva E 340x440+VD+Terr 44	Stck Pcs.	Profil Profile (mm)	Länge Length (mm)												
KV M UT M8	Mutter - Nut M8 	14														
KV S EIB M8X25	U-Scheibe - Washer M8 Ø25 	14														
KV MU TJ M8	Befestigungsmutter - Fixing nut M8 	5														
	<p style="text-align: center;">FENSTER/WINDOW Q5 W5-S44P-0XT-06501430</p>  <p style="text-align: center;">W119-PT</p> <table data-bbox="1129 795 1665 923"> <tr> <td>L1</td> <td>18x95</td> <td>L=890mm</td> <td>2x</td> </tr> <tr> <td>L2</td> <td>18x95</td> <td>L=1550mm</td> <td>4x</td> </tr> <tr> <td>L3</td> <td>18x95</td> <td>L=650mm</td> <td>2x ✓</td> </tr> </table>	L1	18x95	L=890mm	2x	L2	18x95	L=1550mm	4x	L3	18x95	L=650mm	2x ✓	3		
L1	18x95	L=890mm	2x													
L2	18x95	L=1550mm	4x													
L3	18x95	L=650mm	2x ✓													
	<p style="text-align: center;">TÜR/DOOR Q5 D5-U44R-0XT-27601955</p>  <p style="text-align: center;">D440-RT</p> <table data-bbox="489 1923 909 1997"> <tr> <td>L1</td> <td>18x95</td> <td>L=3000mm</td> <td>2x</td> </tr> <tr> <td>L2</td> <td>18x95</td> <td>L=1955mm</td> <td>4x ✓</td> </tr> </table>	L1	18x95	L=3000mm	2x	L2	18x95	L=1955mm	4x ✓	1						
L1	18x95	L=3000mm	2x													
L2	18x95	L=1955mm	4x ✓													
	<p>✓ - Bitte selber anpassen (falls nötig)! / Cut into length on site (if needed)!</p>															
Kood	Eva E 340x440+VD+Terr 44	Materjal	Leht	4/4												

Aken	Q4-Q6	-	paigaldusjuhis
Window	Q4-Q6	-	assembly instructions
Fenster	Q4-Q6	-	Montageanleitung

5-10mm

3.5x45

Lõika mõõtu
Cut to length
Absägen
- 10mm / -20mm

NB!

3.5x45

Vihmaliist / Rain strip / Wasserleiste

Q5-Q6

*Silikoon
*Silicon
*Silikon

*Vajumispilu
*Settling gap
*Senkungs spalt

ca 40-50mm

NB!

- Monteerida juhul kui ese on välja toodud maja spetsifikatsioonis!
- Install only if the item is listed in the house specification!
- Nur montieren wenn die Leiste in der Teileliste gezeigt ist!

Veeplekk / Window sill / Fensterbank

4,2x16

Ø4
3mm
13mm
2x

1

Special Profile

4x30
Screws

3

Special Profile

4.5x90
Screws

Threshold
90x28

4x30
Screws

2

3,5x20

4

Door trims
(90x18)
3,5x45 Screws

Extra
Floor joist

5

Covering salt (90x18)
3,5x45 Screws

Guides

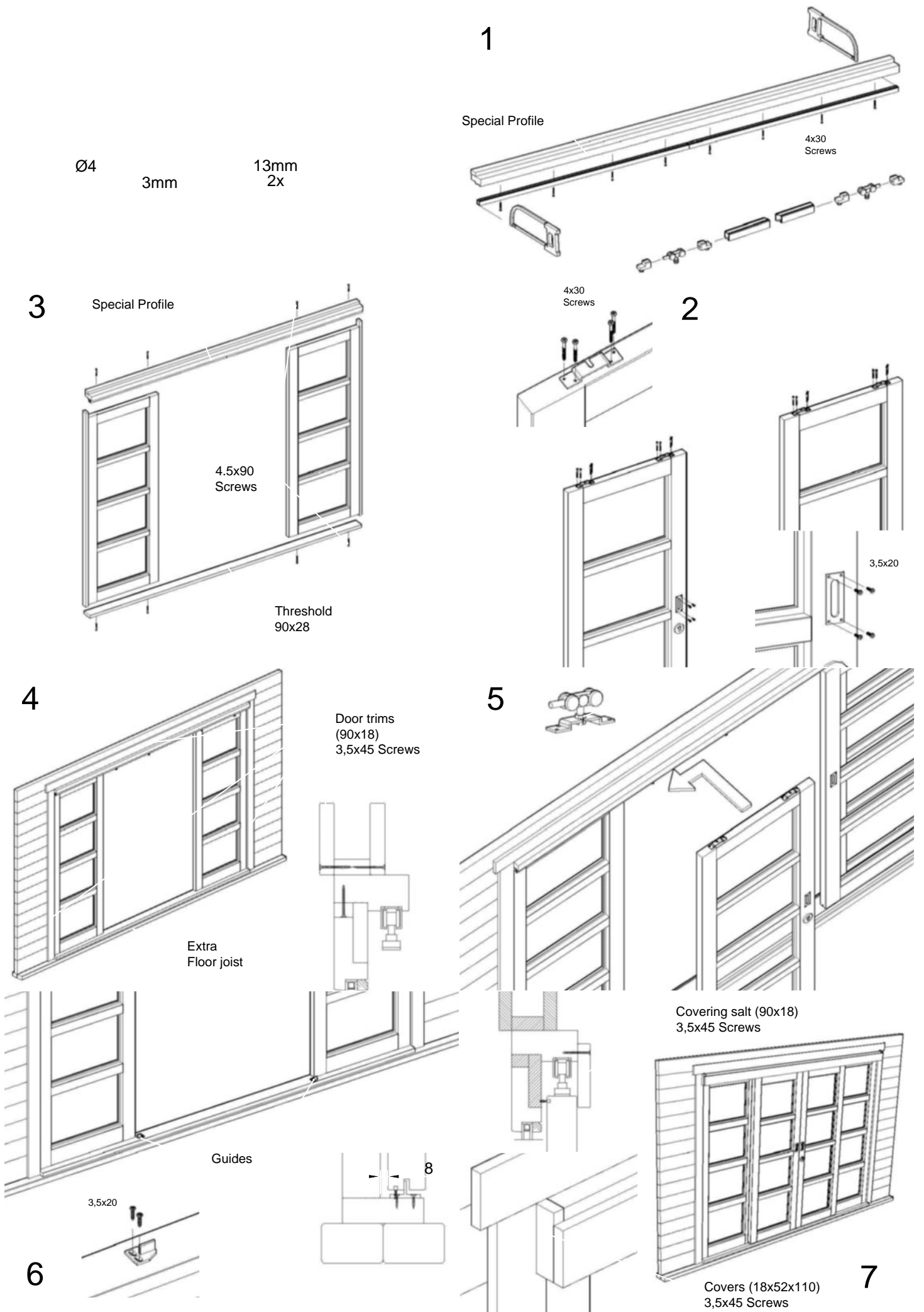
8

3,5x20

6

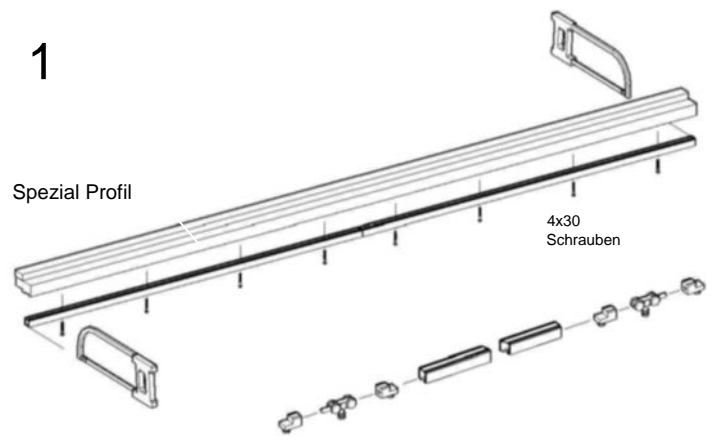
Covers (18x52x110)
3,5x45 Screws

7

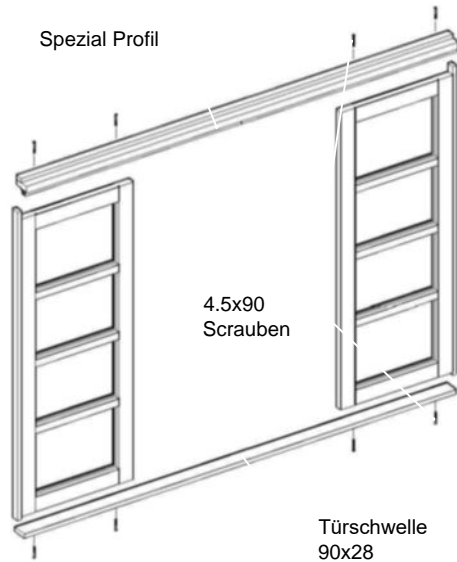


Ø4 3mm 13mm
2x

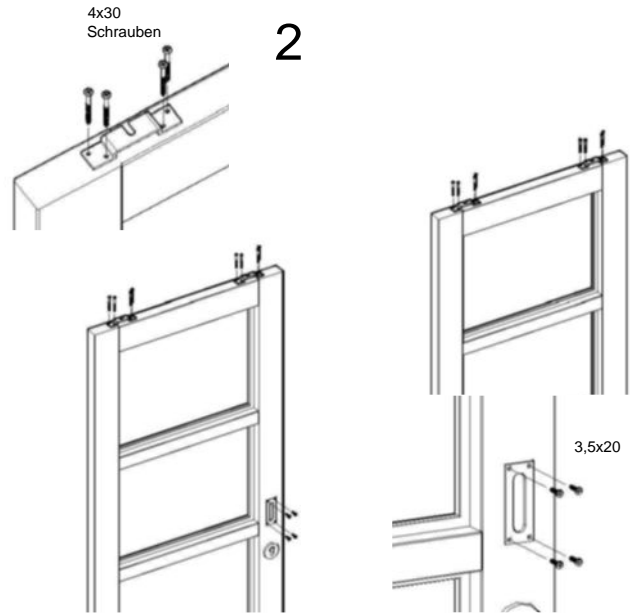
1



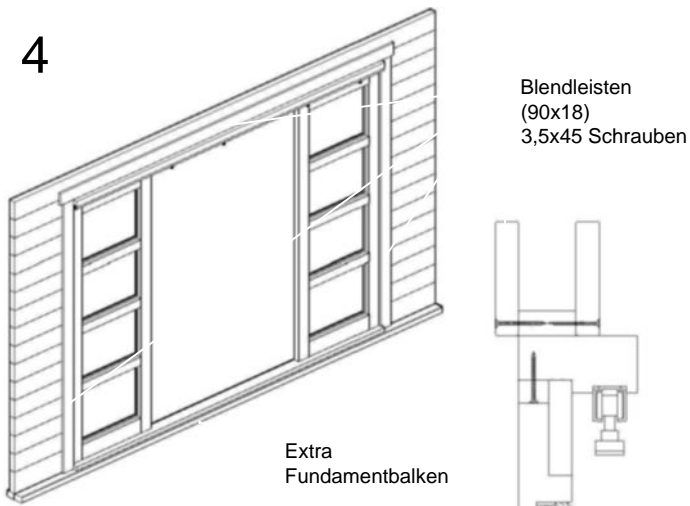
3



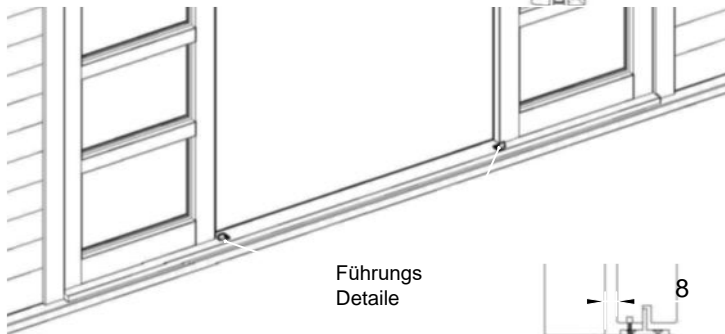
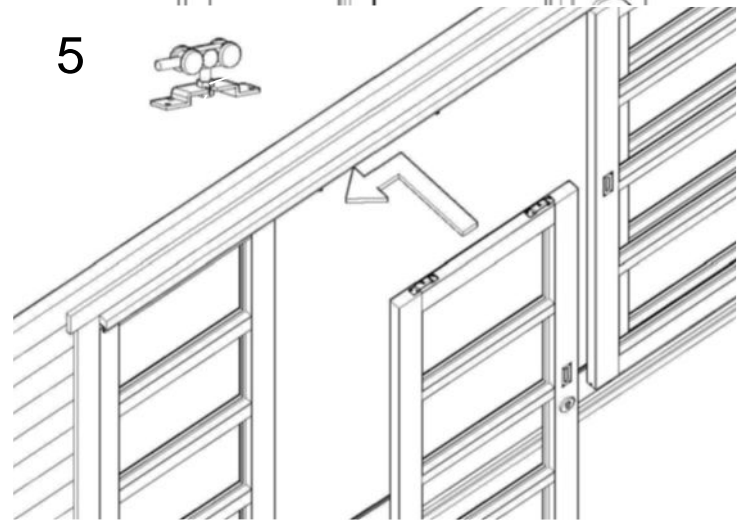
2



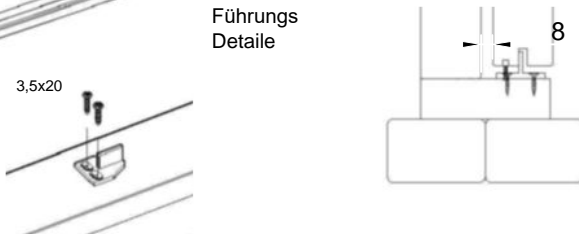
4



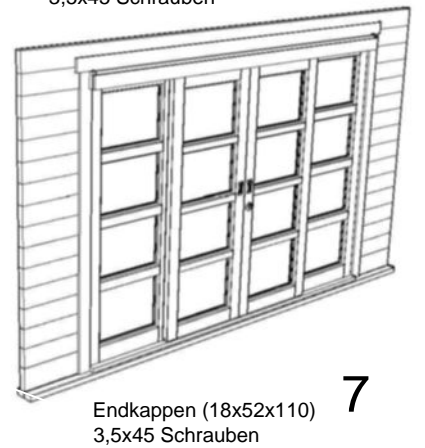
5



6



Deckbrett (90x18)
3,5x45 Schrauben



7