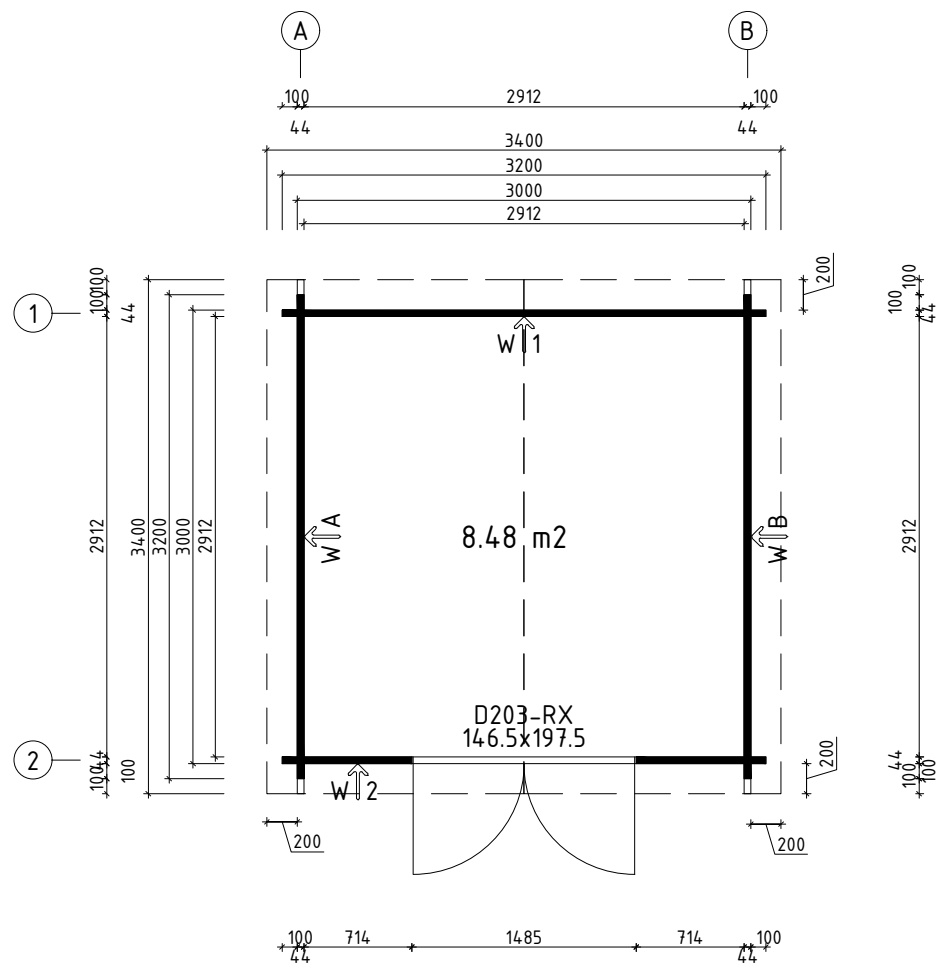

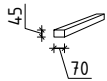
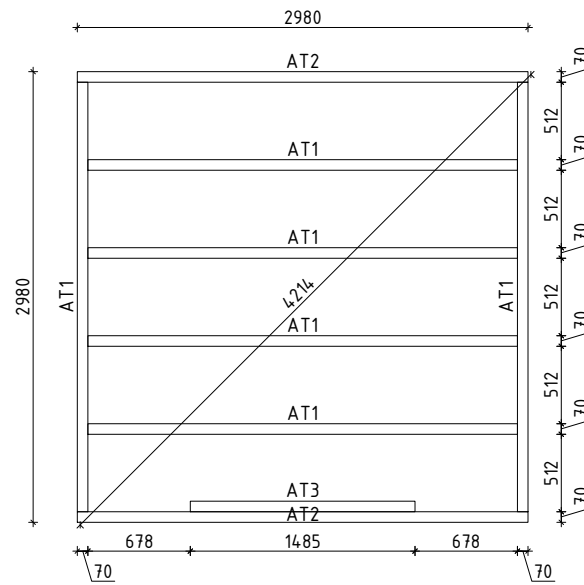

 www.hansa24.com	Name Nora A 320x320 44		SKU G0115
	Drawing/Zeichnung 3D		Format A4
	Profile/Profil 4.4x13.5	Scale/Maßstab	Date 24.02.2023

















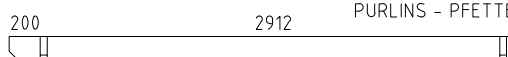

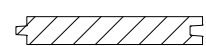


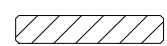

H = 1.790 m  
TOTAL: 8.48 m<sup>2</sup>






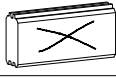


















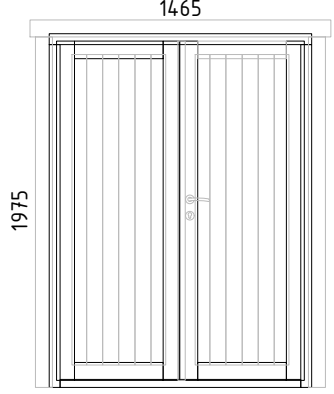



 www.hansa24.com	Name Nora A 320x320 44		SKU G0115
	Drawing/Zeichnung Plan_Grundplan		Format A4
	Profile/Profil 4.4x13.5	Scale/Maßstab 1:50	Date 24.02.2023

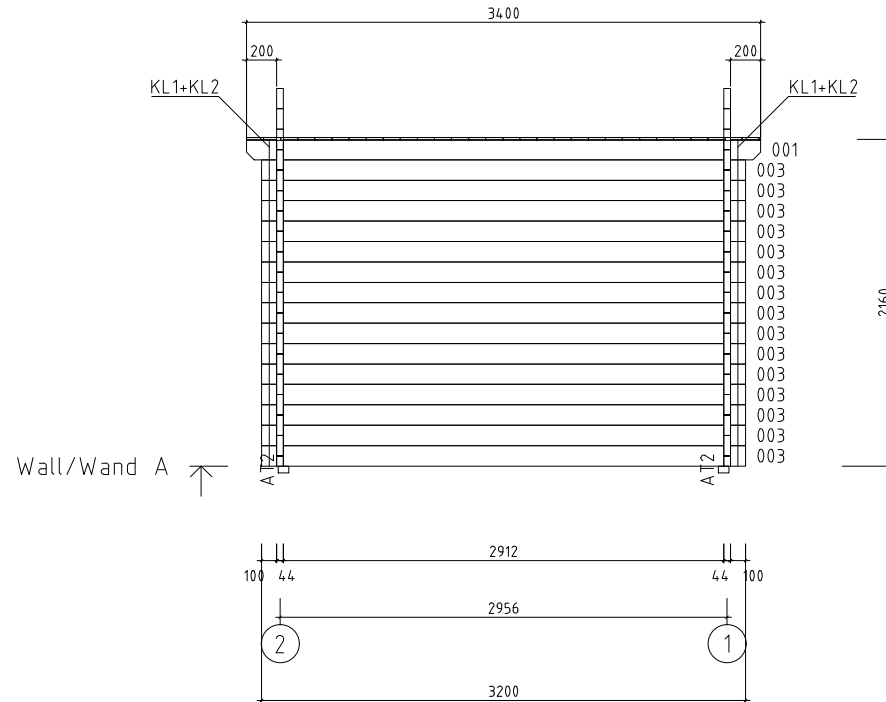
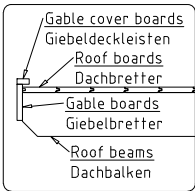



 <a href="http://www.hansa24.com">www.hansa24.com</a>	Name Nora A 320x320 44		SKU G0115
	Drawing/Zeichnung Foundation plan_Lagerholzplan		Format A4
	Profile/Profil 4.4x13.5	Scale/Maßstab 1:50	Date 24.02.2023

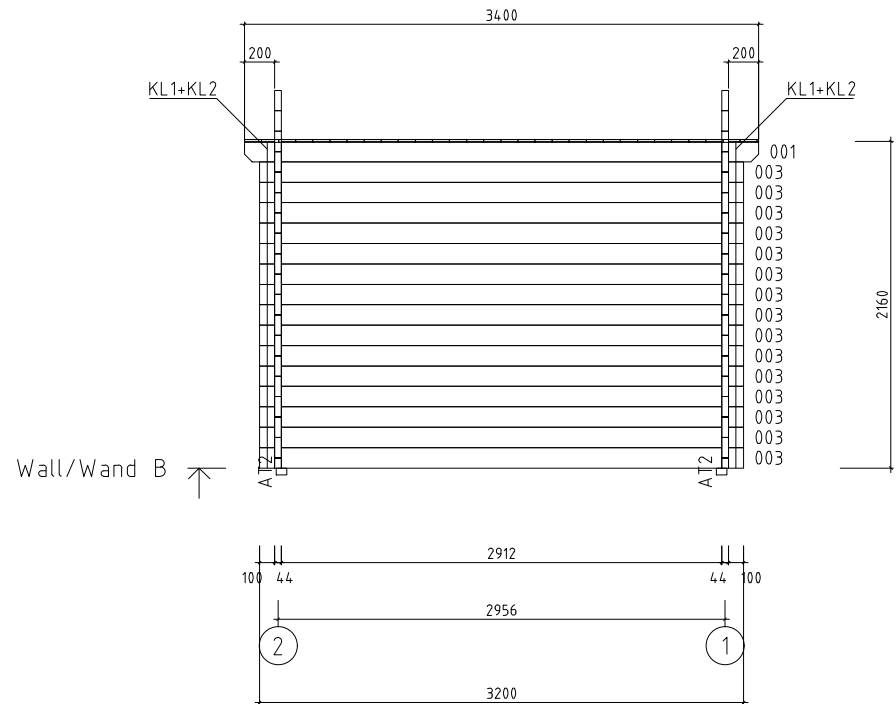
Pos	Model Nora A 320x320 44	Pcs	Profile (mm)	Length (mm)
	Notice! The gable pieces can be partly pre-assembled! Please notice - those differ from the description given in the specification list.			
	Achtung! Die Giebelbohlen können teilweise schon vormontiert sein! Bitte beachten - diese erscheinen nicht ganz so wie in der Teilleiste beschrieben.			
003	 spare log/Ersatzteile	1	44x135	3200
001		2	44x135	3400
002		2	44x135	3200
003		30	44x135	3200
004		1	44x135	3200
005		15	44x135	3200
006		1	44x68	3200
007		2	44x135	2344
008		2	44x68	858
009		14	44x135	858
010		4	44x135	858
011		10	44x135	858
012		4	44x135	573
AT2	FOUNDATION BEAMS (impregnated) - FUNDAMENTHÖLZER (imprägniert) 	2	70x45	2980
AT1	FOUNDATION BEAMS (impregnated) - FUNDAMENTHÖLZER (imprägniert) 	6	70x45	2840
AT3	FOUNDATION BEAMS (impregnated) - FUNDAMENTHÖLZER (imprägniert) 	1	70x45	1485
PR1	PURLINS - PFETTEN 	3	70x145	3400
	ROOF BOARDS - DACHBRETTER 	62+1	113x18	1747
	FLOOR BOARDS - FUSSBODENBRETTER 	26+1	113x18	2907
	Ceiling mouldings - Deckenleisten (inside and outside - innen und außen) 		15x28	34 rm/lfm
	Floor mouldings - Fussbodenleisten 		18x40	13 rm/lfm
RLA 01-1	Eave board - Traufenbrett 18x95 	2	18x95	3400
RKL 01-1	Eave cover slat - Traufendeckleiste 18x40 		18x40	7.3 rm/lfm
Kood	Nora A 320x320 44	Materjal	File	Leht 1/3


Pos	Model Nora A 320x320 44		Pcs	Profile (mm)	Length (mm)
VLA 02-1	Gable board - Giebelbrett 18x120	13.4° 	4	18x120	1847
VKL 01-1	Gable cover slat - Giebeldeckleiste 18x40		4	18x40	1847
ÜV1	Metal bar - Metallstange Ø10		2	Ø10	1240
ÜV2	Metal bar - Metallstange Ø10		2	Ø10	1040
GD01	Diamond - Diamant		2		
LK	Hit block - Schlaghölzer		3		
N-0 2503	Nails - Nägel 2.5x60 for floor boards - für Fussbodenbretter		312		
N-0 2501	Nails - Nägel vierkant 2.5x50 for ceiling boards - für Dachbretter		372		
KR-0 3001	Screws - Schrauben 3.0x30 for ceiling mouldings - für Deckenleisten		48		
KR-0 3002	Screws - Schrauben 3.0x30 for eave slats - für Traufenleisten		16		
KR-0 3003	Screws - Schrauben 3.0x30 for floor mouldings - für Fussbodenleisten		24		
KR-0 3523	Screws - Schrauben 3.5x45 C3 for diamonds - für Diamanten		4		
KR-0 3525	Screws - Schrauben 3.5x45 C3 for eave boards - für Traufenbretter		16		
KR-0 3527	Screws - Schrauben 3.5x45 C3 for gable boards - für Giebelbretter		16		
KR-0 3521	Screws - Schrauben 3.5x45 C3 for gable cover slats - für Giebeldeckleisten		16		
KR-0 5080	Screws - Schrauben 5.0x100 for foundation beams - für Fundamenthölzer		36		
KL1	Threaded rod - Gewindestange M8		4		2000
KL2	Threaded rod - Gewindestange M8		4		190
	Nut - Mutter M8		4		
	Washer - Scheibe M8x24		4		
	Extended nut - Langmutter M8		4		
	Drive-in nut - Einschlagmutter M8		4		
Kood	Nora A 320x320 44	Materjal	File	Leht	2/3

Pos	Model Nora A 320x320 44	Pcs	Profile (mm)	Length (mm)
	DOOR 1465x1975 D5-D44R-XXX-14651975   D203-RX Right handed - DIN rechts Opens outside - Öffnet aussen	1		
VIHM 01-1	Rain deflector - Regenabweiser 	1	36x134	1665
KR-0 3524	Screws - Schrauben 3.5x45 C3 for door and window trims - für Tür- und Fensterleisten 	28		
KR-0 4001	Screws - Schrauben 4.0x60 C3 for rain deflector - für Regenabweiser 	4		
Kood	Nora A 320x320 44	Materjal	File	Leht 3/3

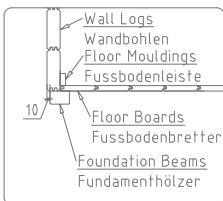

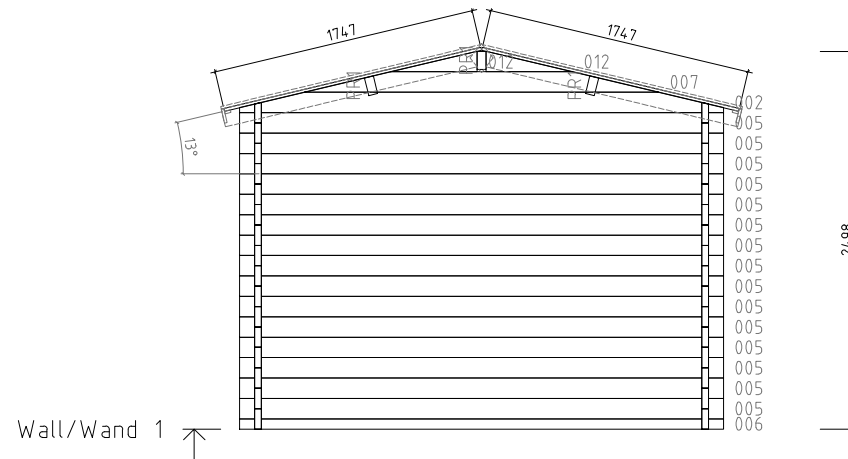
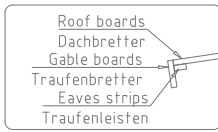



 <a href="http://www.hansa24.com">www.hansa24.com</a>	Name Nora A 320x320 44		SKU G0115
	Drawing/Zeichnung Wall/Wand A		Format A4
	Profile/Profil 4.4x13.5	Scale/Maßstab 1:50	Date 24.02.2023

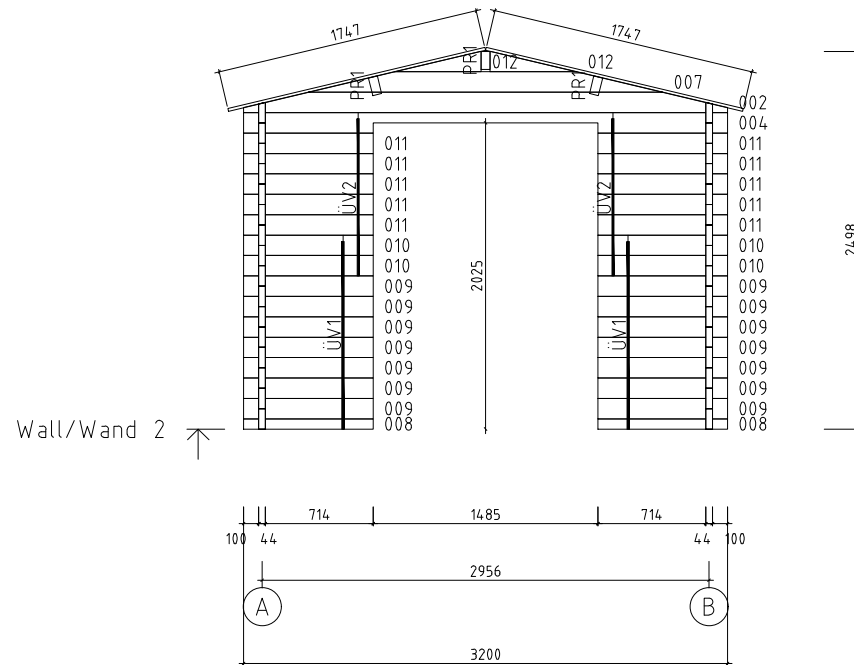



 <a href="http://www.hansa24.com">www.hansa24.com</a>	Name		Nora A 320x320 44		SKU	G0115
	Drawing/Zeichnung		Wall/Wand B		Format	A4
	Profile/Profil	4.4x13.5	Scale/Maßstab	1:50	Date	24.02.2023





 <a href="http://www.hansa24.com">www.hansa24.com</a>	Name		Nora A 320x320 44		SKU	G0115
	Drawing/Zeichnung		Wall/Wand 1		Format	A4
	Profile/Profil	4.4x13.5	Scale/Maßstab	1:50	Date	24.02.2023



 <a href="http://www.hansa24.com">www.hansa24.com</a>	Name		Nora A 320x320 44		SKU	G0115
	Drawing/Zeichnung		Wall/Wand 2		Format	A4
	Profile/Profil	4.4x13.5	Scale/Maßstab	1:50	Date	24.02.2023