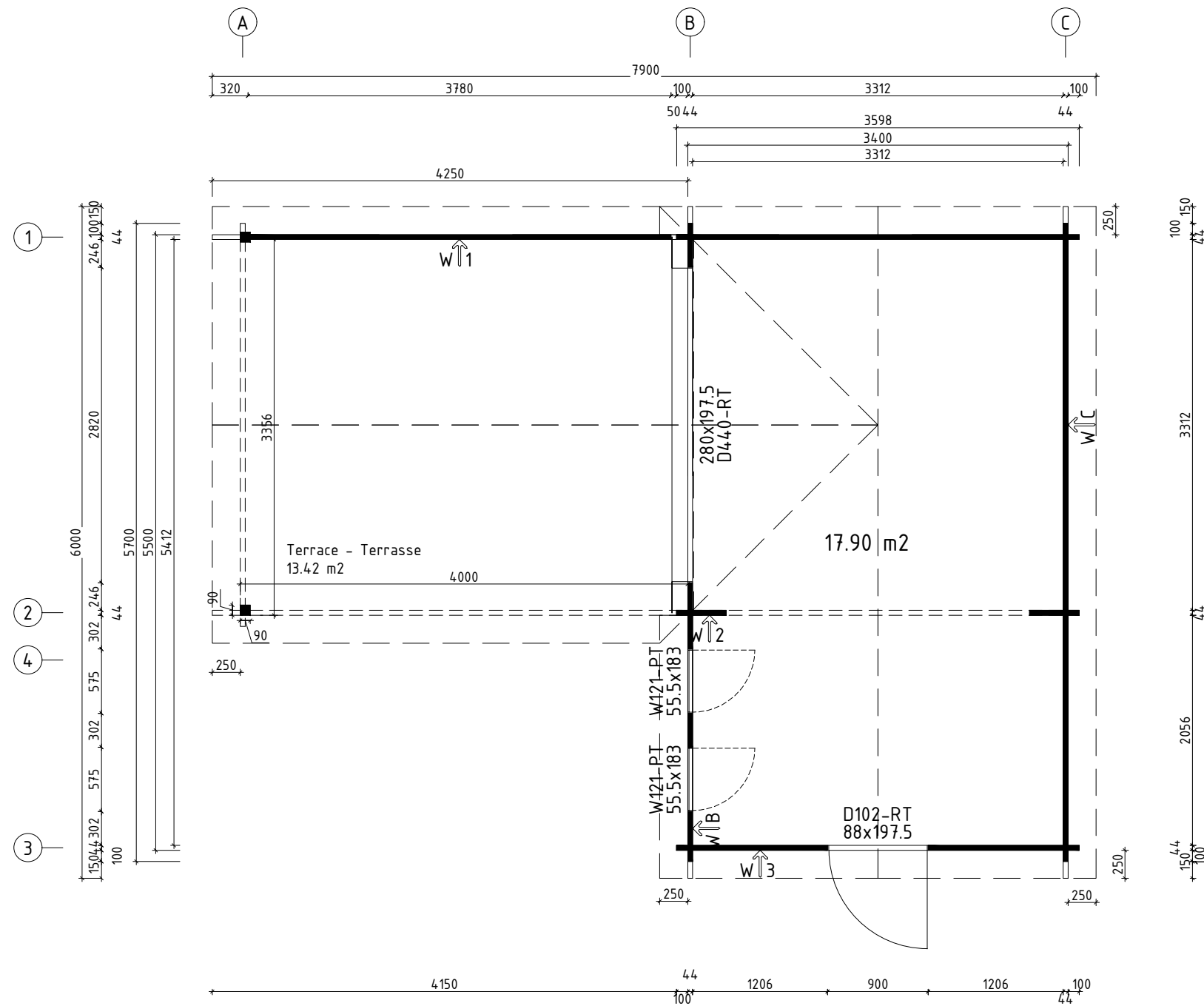

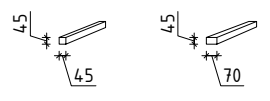
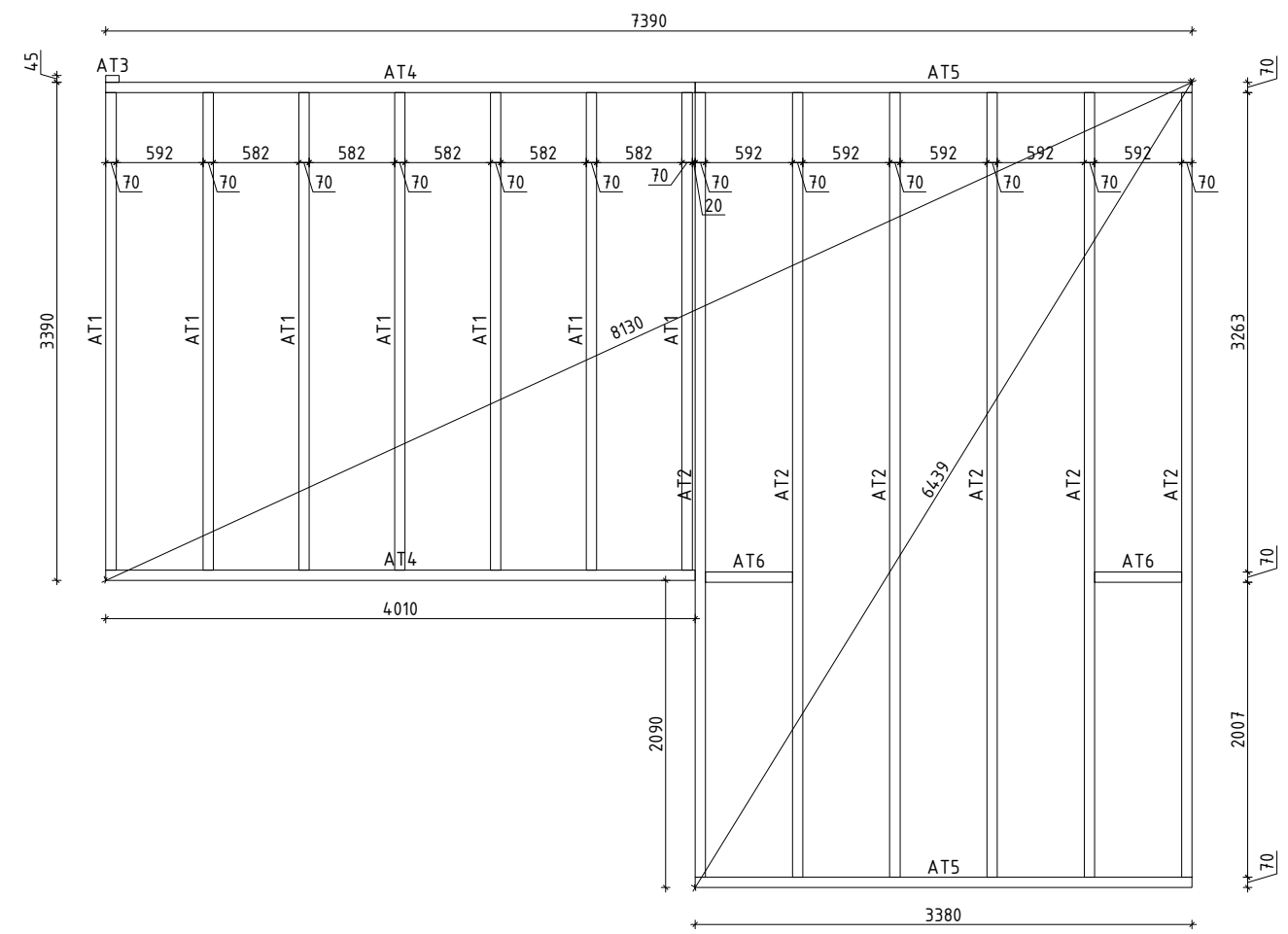



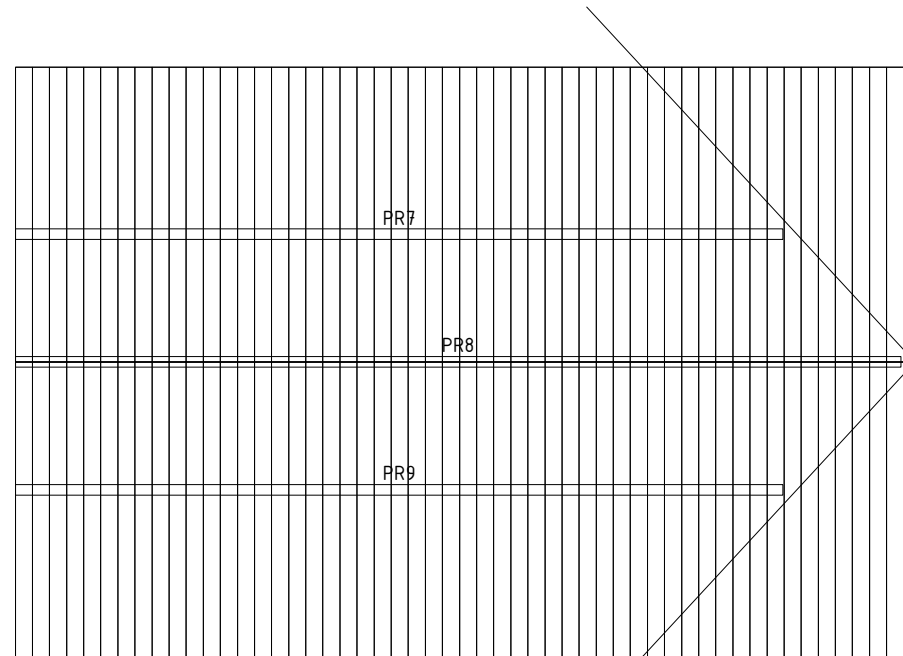
Name	Hansa Corner B 360x570+VD+Terr 44	SKU	G0198
Drawing/Zeichnung	3D		Format
Profile/Profil	4.4x13.5	Scale/Maßstab	Date
			14.06.2023



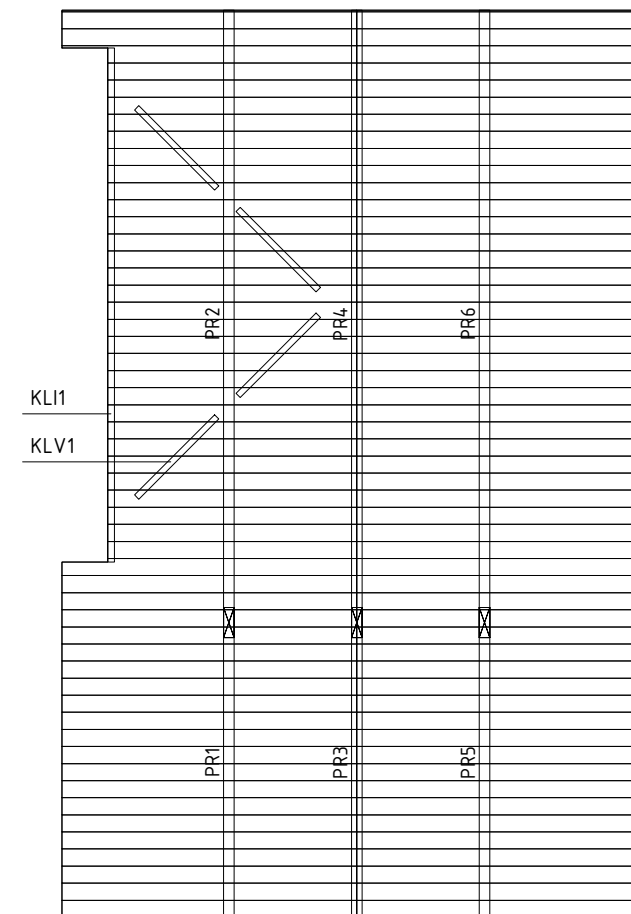
 www.hansa24.com	Name Hansa Corner B 360x570+VD+Terr 44		SKU G0198
	Drawing/Zeichnung Plan_Grundplan		Format A3
	Profile/Profil 4.4x13.5	Scale/Maßstab 1:50	Date 14.06.2023




 www.hansa24.com	Name Hansa Corner B 360x570+VD+Terr 44		SKU G0198
	Drawing/Zeichnung Foundation plan_Lagerholzplan		Format A3
	Profile/Profil 4.4x13.5	Scale/Maßstab 1:50	Date 14.06.2023


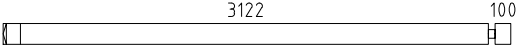


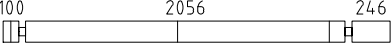
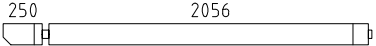
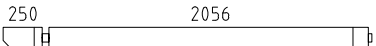



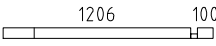
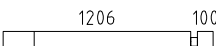

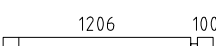




























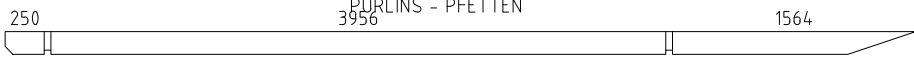


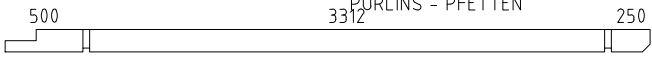
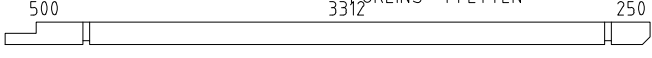




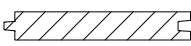
Cut to length on site
Bitte selber anpassen






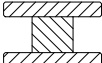






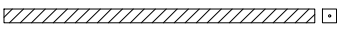
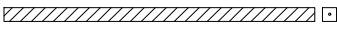






































 www.hansa24.com	Name	Hansa Corner B 360x570+VD+Terr 44	SKU	G0198	
	Drawing/Zeichnung	Roof Boards_Dachbretter		Format	A3
	Profile/Profil	4.4x13.5	Scale/Maßstab	1:50	Date

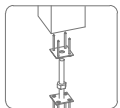
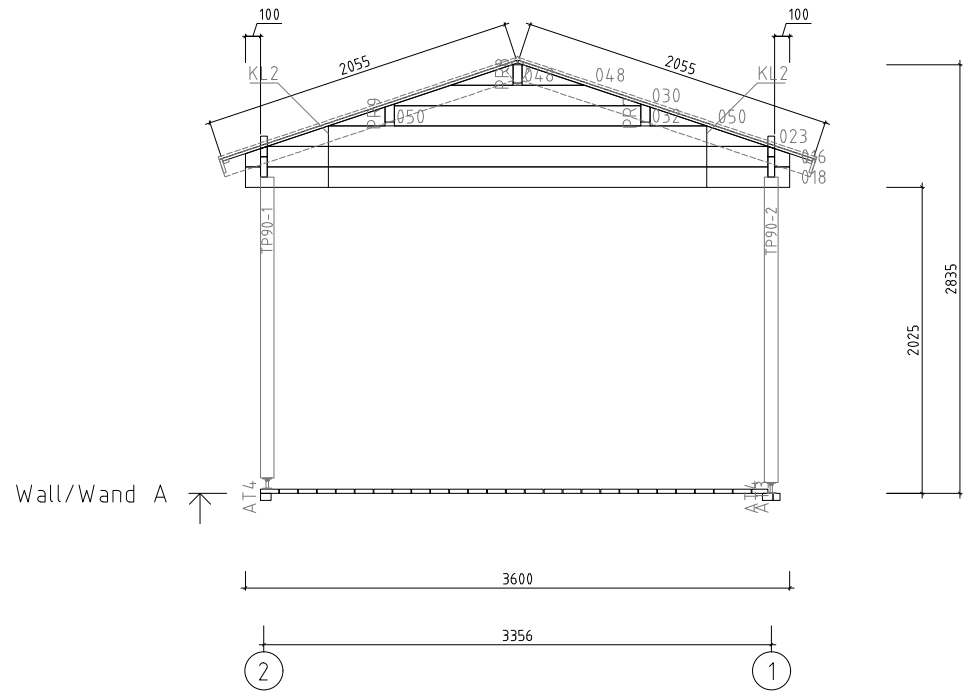
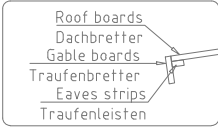
Pos	Model Hansa Corner B 360x570+VD+Terr 44	Pcs	Profile (mm)	Length (mm)
	Notice! The gable pieces can be partly pre-assembled! Please notice - those differ from the description given in the specification list.			
	Achtung! Die Giebelbohlen können teilweise schon vormontiert sein! Bitte beachten - diese erscheinen nicht ganz so wie in der Teilleiste beschrieben.			
001	100 2056 spare log/Ersatzteile 3312 100 	1	44x135	5700
001	100 2056 3312 100 	14	44x135	5700
002	100 2056 3312 100 	2	44x135	5700
003	100 2056 3312 100 	1	44x135	5700
004	250 3956 210 	1	44x135	4504
005	250 3956 160 	1	44x135	4454
006	250 3956 	1	44x68	4272
007	250 3956 	1	44x68	4272
008		1	44x68	3780
009		15	44x135	3780
010	3312 250 	1	44x135	3628
011	3312 250 	1	44x135	3628
012	100 3312 100 	1	44x135	3600
013	100 3312 100 	1	44x68	3600
014	100 3312 100 	15	44x135	3600
015	100 3312 100 	1	44x135	3600
016	100 3312 100 	1	44x135	3600
017	100 3312 100 	1	44x135	3600
018	100 3312 100 	1	44x135	3600
019	3312 100 	1	44x135	3478
020	3312 100 	1	44x135	3478
021	3172 100 	1	44x135	3316
022		1	44x135	3312
Kood	Hansa Corner B 360x570+VD+Terr 44	Materjal	File	Leht 1/9


Pos	Model Hansa Corner B 360x570+VD+Terr 44	Pcs	Profile (mm)	Length (mm)
023		1	44x135	3312
024		1	44x135	3266
025		2	44x135	2907
026		1	44x135	2907
027		1	44x135	2490
028		1	44x135	2372
029		1	44x135	2372
030		2	44x135	1631
031		3	44x135	1631
032		2	44x135	1631
033		2	44x68	1350
034		14	44x135	1350
035		4	44x135	1350
036		10	44x135	1350
037		3	44x135	1286
038		1	44x135	592
039		5	44x135	592
040		2	44x135	592
041		6	44x135	592
042		14	44x135	446
043		2	44x68	444
044		14	44x135	444
045		4	44x135	444
046		11	44x135	444
047		1	44x135	444

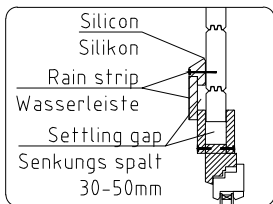
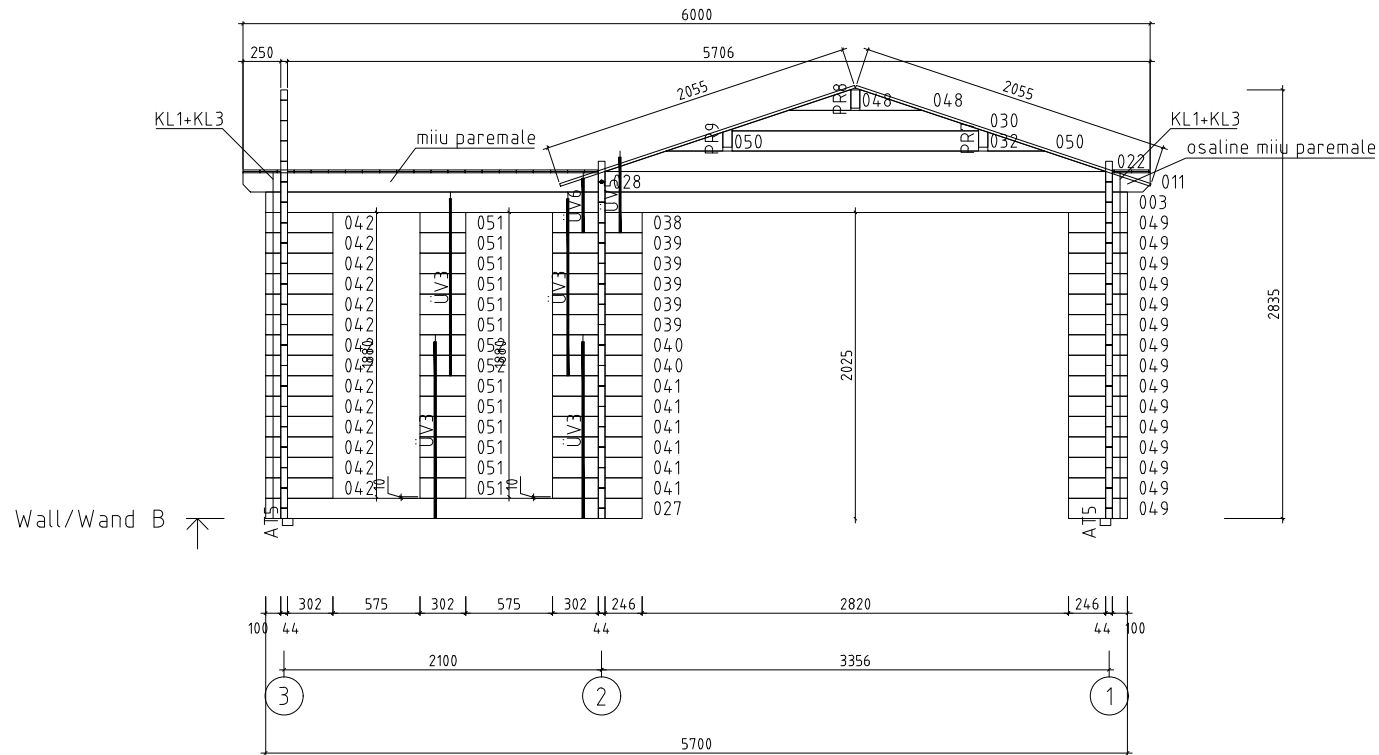
Pos	Model Hansa Corner B 360x570+VD+Terr 44	Pcs	Profile (mm)	Length (mm)
048		4	44x135	410
049	246 100 	15	44x135	390
050		4	44x125	375
051		12	44x135	302
052		2	44x135	302
053		6	44x68	208
054		6	44x58	173
AT2	FOUNDATION BEAMS (impregnated) - FUNDAMENTHÖLZER (imprägniert) 	6	70x45	5340
AT4	FOUNDATION BEAMS (impregnated) - FUNDAMENTHÖLZER (imprägniert) 	2	70x45	4010
AT5	FOUNDATION BEAMS (impregnated) - FUNDAMENTHÖLZER (imprägniert) 	2	70x45	3380
AT1	FOUNDATION BEAMS (impregnated) - FUNDAMENTHÖLZER (imprägniert) 	7	70x45	3250
AT6	FOUNDATION BEAMS (impregnated) - FUNDAMENTHÖLZER (imprägniert) 	2	70x45	592
AT3	FOUNDATION BEAMS (impregnated) - FUNDAMENTHÖLZER (imprägniert) 	1	45x45	90
KL11	CARRIER SLAT - TRÄGELEISTE 	1	44x65	3307
KL V1	CARRIER SLAT - TRÄGELEISTE (for valley - für Kehle) 	2	40x18	2800
PR8	PURLINS - PFETTEN 250 3956 1564 	1	70x145	5858
PR7	PURLINS - PFETTEN 250 3956 783 	1	70x145	5077
PR9	PURLINS - PFETTEN 250 3956 783 	1	70x145	5077
PR2	PURLINS - PFETTEN 500 3312 250 	1	70x145	4150
PR4	PURLINS - PFETTEN 500 3312 250 	1	70x145	4150
PR6	PURLINS - PFETTEN 500 3312 250 	1	70x145	4150
PR5	PURLINS - PFETTEN 250 1756 	1	70x145	2050
PR3	PURLINS - PFETTEN 250 1756 	1	70x145	2050
PR1	PURLINS - PFETTEN 250 1756 	1	70x145	2050
	ROOF BOARDS - DACHBRETTER 	185+3	113x18	2055
Kood	Hansa Corner B 360x570+VD+Terr 44	Materjal	File	Leht 3/9


Pos	Model Hansa Corner B 360x570+VD+Terr 44		Pcs	Profile (mm)	Length (mm)
	ROOF BOARDS - DACHBRETTER		29	113x18	1735
	FLOOR BOARDS - FUSSBODENBRETTER		48+1	113x18	3307
	TERRACE BOARDS - BRETTER		27+1	120x28	3998
	Ceiling mouldings - Deckenleisten (inside and outside - innen und außen)			15x28	97 rm/lfm
	Floor mouldings - Fussbodenleisten			18x40	19 rm/lfm
AD4 4-1	Adapter 44		1	120x84	2160
RLA 01-1	Eave board - Traufenbrett 18x95		1	18x95	2350
RLA 01-2	Eave board - Traufenbrett 18x95		2	18x95	5950
RLA 01-3	Eave board - Traufenbrett 18x95		1	18x95	6000
RLI01-1	Eave slat - Traufenleiste 18x40			18x40	21.05 rm/lfm
VLA 02-1	Gable board - Giebelbrett 18x120	18.4° 	6	18x120	2155
VKL 01-1	Gable cover slat - Giebeldeckleiste 18x40		6	18x40	2155
TP90-1	Support post - Stützpfoste 90x90 v1		1	90x90	1991
TP9 0-2	Support post - Stützpfoste 90x90 v4		1	90x90	2019
ÜV1	Metal bar - Metallstange Ø10		1	Ø10	1310
ÜV2	Metal bar - Metallstange Ø10		4	Ø10	1240
ÜV3	Metal bar - Metallstange Ø10		5	Ø10	1170
ÜV4	Metal bar - Metallstange Ø10		2	Ø10	1040
ÜV5	Metal bar - Metallstange Ø10		2	Ø10	500
ÜV6	Metal bar - Metallstange Ø10		7	Ø10	360
PJ01	Adjustable post support - Verstellbare Pfostenstütze M16		2		
ML01	Connecting strip for wall logs - Verbindungsstreifen für Wandbalken		4		
GD01	Diamond - Diamant		3		
LK	Hit block - Schlaghölzer		3		
N-0 2503	Nails - Nägel 2.5x60 for floor boards - für Fussbodenbretter		576		
Kood	Hansa Corner B 360x570+VD+Terr 44	Materjal	File	Leht	4/9

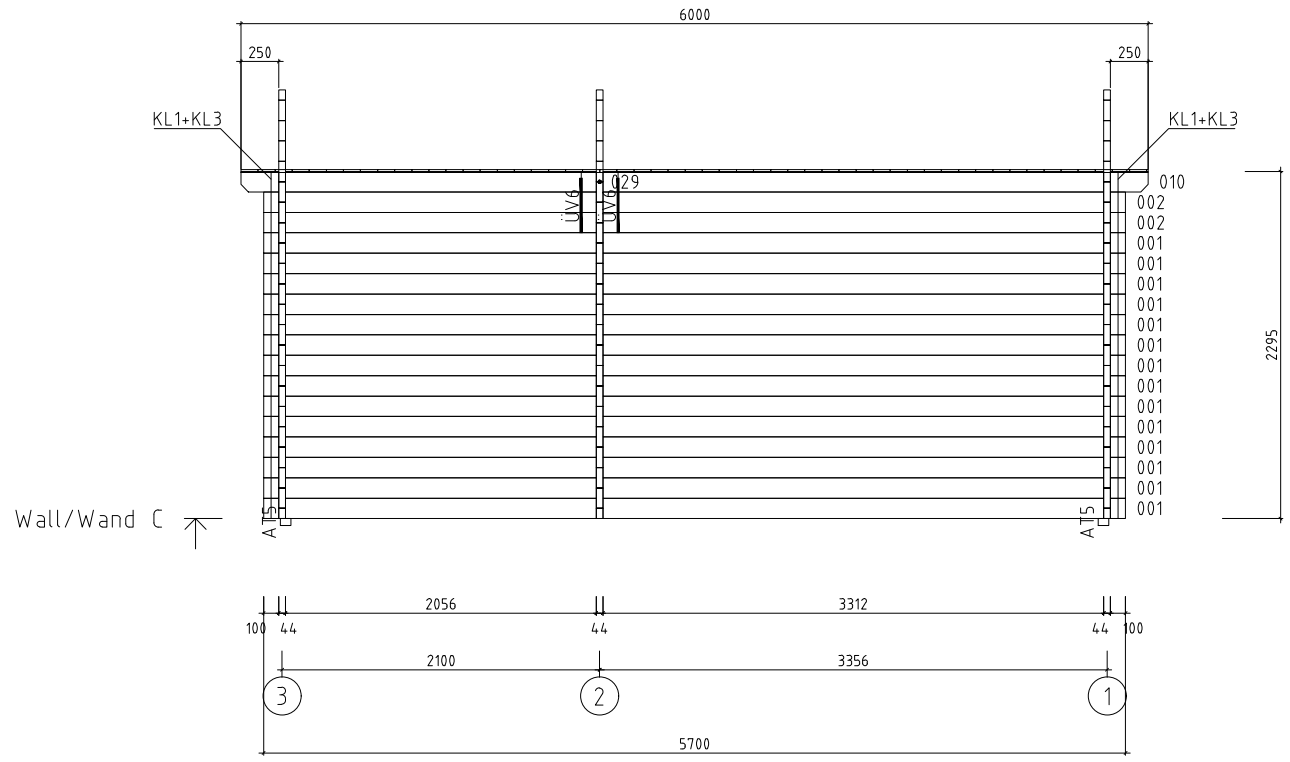
Pos	Model Hansa Corner B 360x570+VD+Terr 44		Pcs	Profile (mm)	Length (mm)
N-0 2501	Nails - Nägel vierkant 2.5x50 for ceiling boards - für Dachbretter		1284		
KR-0 3001	Screws - Schrauben 3.0x30 for ceiling mouldings - für Deckenleisten		92		
KR-0 3002	Screws - Schrauben 3.0x30 for eave slats - für Traufenleisten		60		
KR-0 3003	Screws - Schrauben 3.0x30 for floor mouldings - für Fussbodenleisten		36		
KR-0 3006	Screws - Schrauben 3.0x30 for slat - für leiste		12		
KR-0 3522	Screws - Schrauben 3.5x45 C3 for connecting strip for wall logs - für Verbindungsstreifen für Wandbalken		16		
KR-0 3523	Screws - Schrauben 3.5x45 C3 for diamonds - für Diamanten		6		
KR-0 3525	Screws - Schrauben 3.5x45 C3 for eave boards - für Traufenbretter		60		
KR-0 3527	Screws - Schrauben 3.5x45 C3 for gable boards - für Giebelbretter		24		
KR-0 3521	Screws - Schrauben 3.5x45 C3 for gable cover slats - für Giebeldeckleisten		24		
KR-0 4201	Screws - Schrauben 4.2x55 C3 for terrace boards - für Terrassenbretter		378		
KR-0 5080	Screws - Schrauben 5.0x100 for foundation beams - für Fundamenthölzer		80		
KR-0 5035	Screws - Schrauben 5.0x70 C3 for carrier slat - für trägeleiste		8		
KR-0 5033	Screws - Schrauben 5.0x70 C3 for post supports - für Pfostenstützen		16		
KR-0 5034	Screws - Schrauben 5.0x70 C3 for support posts - für Stützpfosten		4		
KR-0 6020	Screws - Schrauben 6.0x180 for wall logs - für Wandbalken		5		
KL1	Threaded rod - Gewindestange M8		4		2000
KL2	Threaded rod - Gewindestange M8		2		435
KL3	Threaded rod - Gewindestange M8		4		325
KL03-1	Threaded rod for purlins - Gewindestange für die Pfetten M12		6		150
M03	Nut for purlins - Mutter für die Pfetten M12		12		
SE32	Washer for purlins - Scheibe für die Pfetten M12x37		12		
	Nut - Mutter M8		6		
	Washer - Scheibe M8x24		6		
	Extended nut - Langmutter M8		4		
Kood	Hansa Corner B 360x570+VD+Terr 44	Materjal	File	Leht	5/9




 www.hansa24.com	Name Hansa Corner B 360x570+VD+Terr 44		SKU G0198
	Drawing/Zeichnung Wall/Wand A		Format A4
	Profile/Profil 4.4x13.5	Scale/Maßstab 1:50	Date 14.06.2023

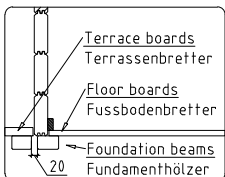
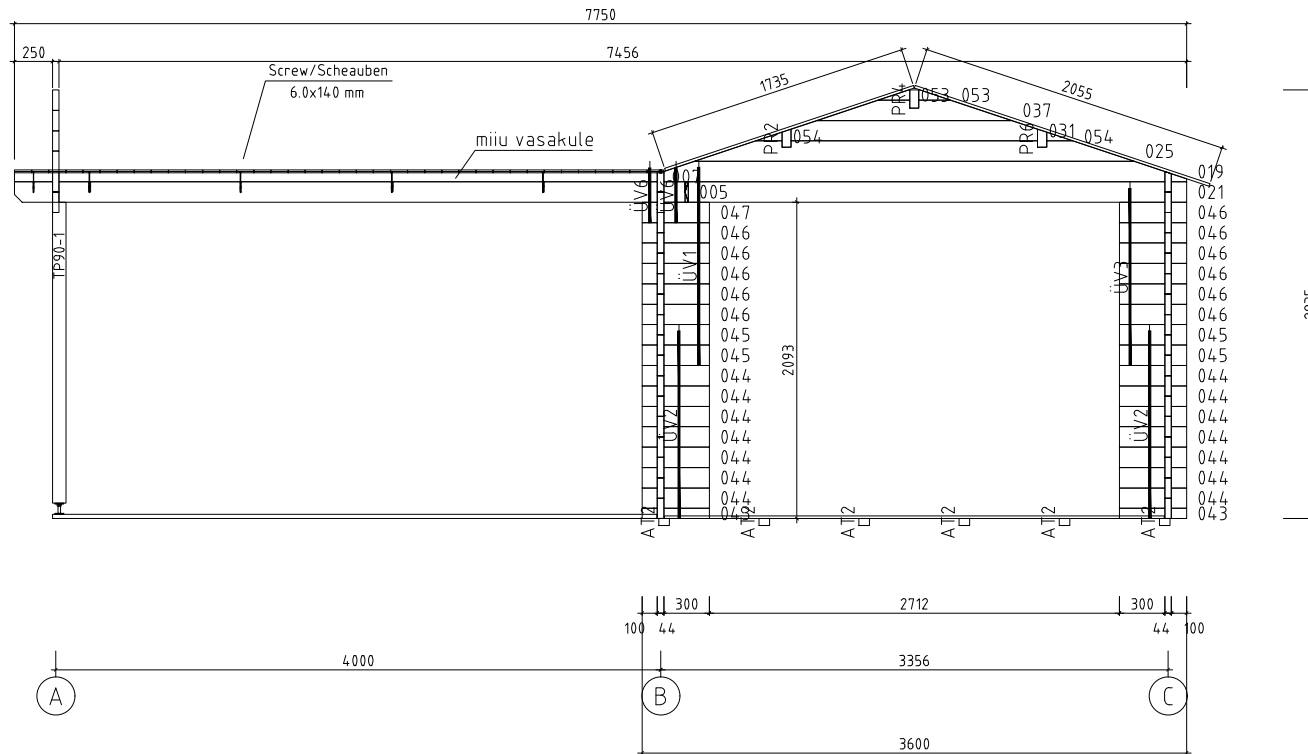



 www.hansa24.com	Name	Hansa Corner B 360x570+VD+Terr 44	SKU	G0198	
	Drawing/Zeichnung	Wall/Wand B		Format	A4
Profile/Profil	4.4x13.5	Scale/Maßstab	1:50	Date	14.06.2023

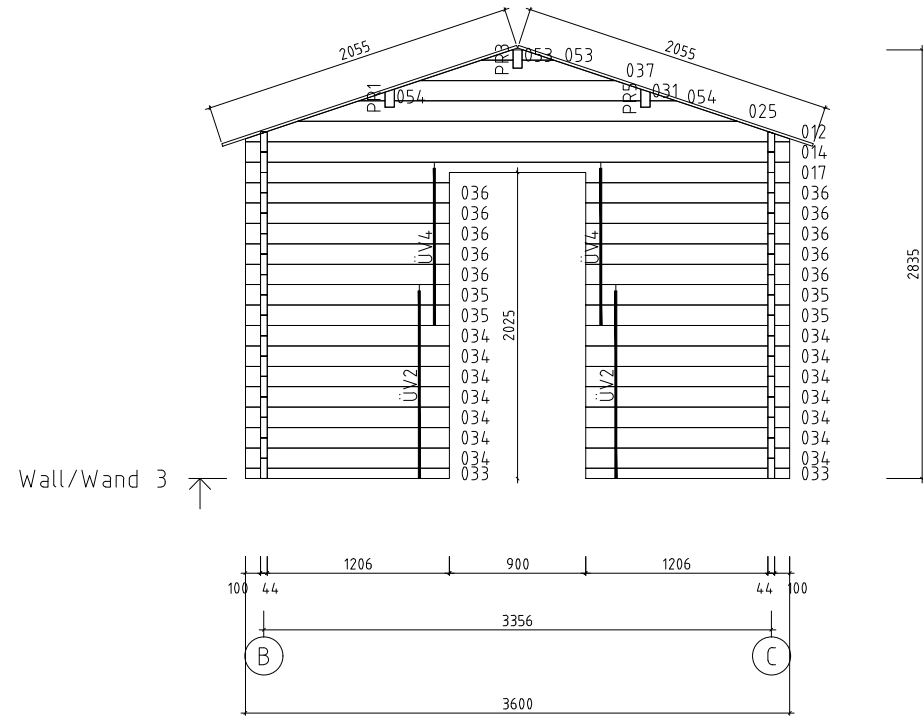



 www.hansa24.com	Name Hansa Corner B 360x570+VD+Terr 44		SKU G0198
	Drawing/Zeichnung Wall/Wand C		Format A4
	Profile/Profil 4.4x13.5	Scale/Maßstab 1:50	Date 14.06.2023

Wall/Wand 2 ↗



 www.hansa24.com	Name	Hansa Corner B 360x570+VD+Terr 44	SKU	G0198	
	Drawing/Zeichnung	Wall/Wand 2		Format	A4
Profile/Profil	4.4x13.5	Scale/Maßstab	1:50	Date	14.06.2023



 www.hansa24.com	Name Hansa Corner B 360x570+VD+Terr 44		SKU G0198
	Drawing/Zeichnung Wall/Wand 3		Format A4
	Profile/Profil 4.4x13.5	Scale/Maßstab 1:50	Date 14.06.2023