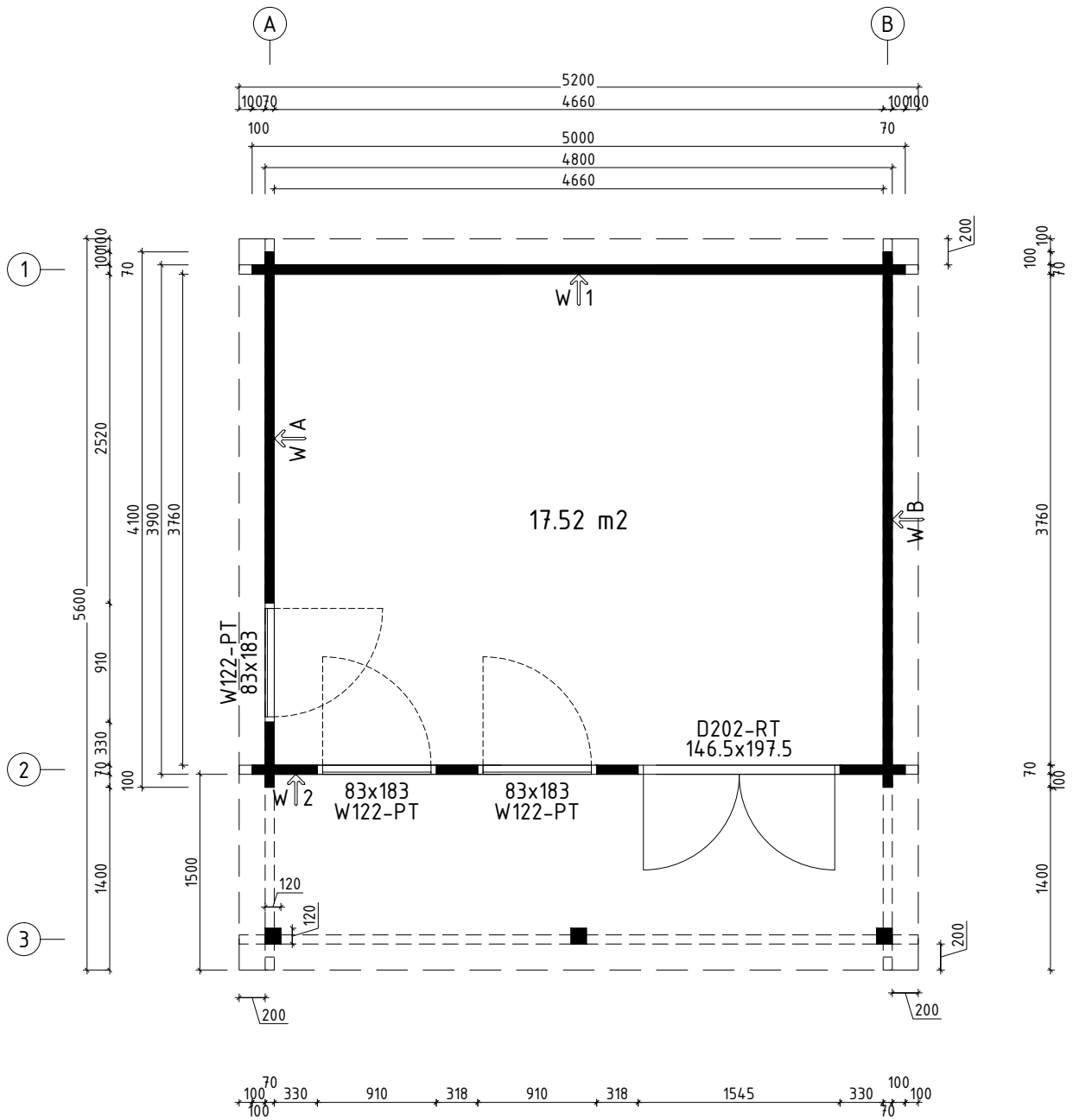

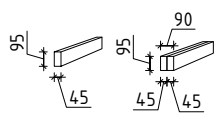
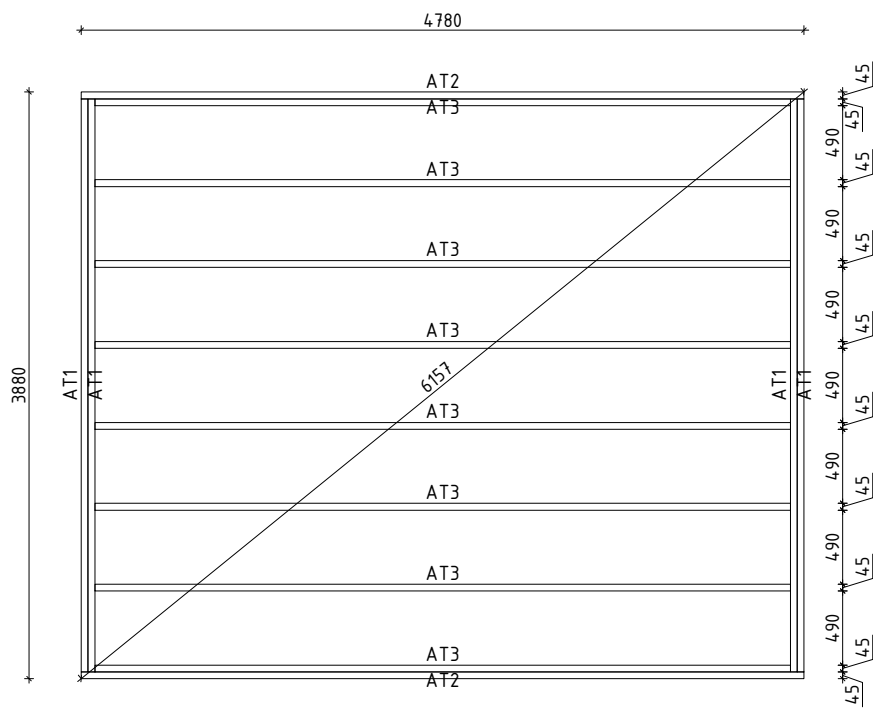



Name	lan E 500x410+VD 70	SKU	G0227
Drawing/Zeichnung	3D	Format	
Profile/Profil	7x13.5	Scale/Maßstab	Date
			04.07.2023




























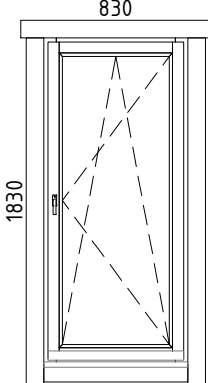



 www.hansa24.com	Name		lan E 500x410+VD 70		SKU		G0227				
	Drawing/Zeichnung		Plan_Grundplan				Format		A4		
	Profile/Profil		7x13.5		Scale/Maßstab		1:50		Date		04.07.2023

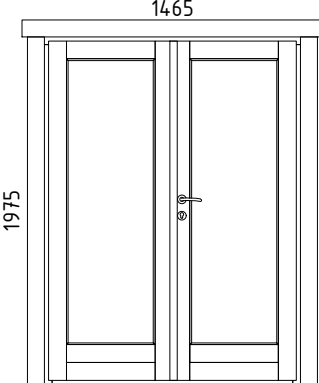





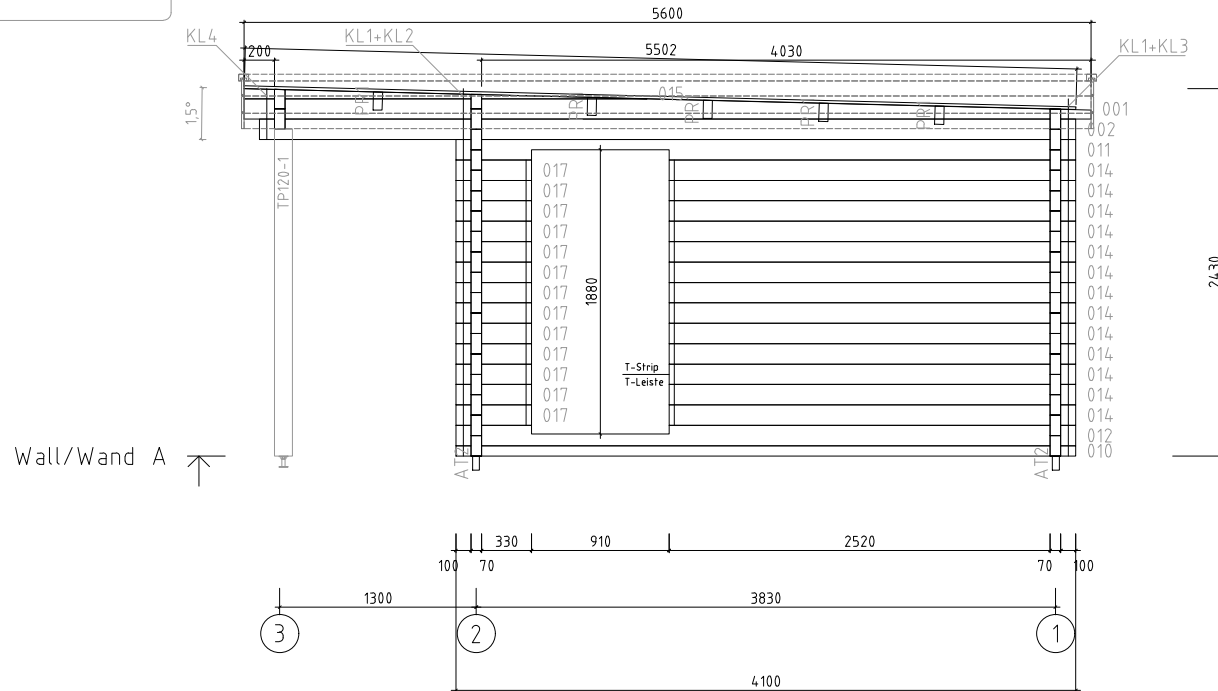
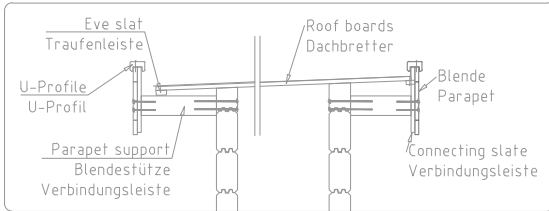
 www.hansa24.com	Name		lan E 500x410+VD 70		SKU	G0227
	Drawing/Zeichnung		Foundation plan_Lagerholzplan		Format	A4
	Profile/Profil	7x13.5	Scale/Maßstab	1:50	Date	04.07.2023

Pos	Model lan E 500x410+VD 70	Pcs	Profile (mm)	Length (mm)
	Notice! The gable pieces can be partly pre-assembled! Please notice - those differ from the description given in the specification list.			
	Achtung! Die Giebelbohlen können teilweise schon vormontiert sein! Bitte beachten - diese erscheinen nicht ganz so wie in der Teilleiste beschrieben.			
008	100 4660 spare log/Ersatzteile 100 	1	70x135	5000
001	200 1230 3760 200 	2	70x135	5600
002	100 1230 3760 100 	2	70x135	5400
003	200 4660 200 	1	70x130	5200
004	200 4660 200 	1	70x135	5200
005	200 4660 200 	1	70x97	5200
006	200 4660 200 	1	70x135	5200
007	200 4660 200 	1	70x135	5200
008	100 4660 100 	17	70x135	5000
009	100 3760 100 	15	70x135	4100
010	100 3760 100 	2	70x68	4100
011	100 3760 100 	1	70x135	4100
012	100 3760 100 	1	70x135	4100
013	100 2785 	1	70x135	2955
014	2520 100 	13	70x135	2690
015	200 1230 1095 	2	70x68	2665
016	330 100 	29	70x135	500
017	100 330 	13	70x135	500
018		28	70x135	318
AT2	FOUNDATION BEAMS (impregnated) - FUNDAMENTHÖLZER (imprägniert) 	2	45x95	4780
AT3	FOUNDATION BEAMS (impregnated) - FUNDAMENTHÖLZER (imprägniert) 	8	45x95	4600
AT1	FOUNDATION BEAMS (impregnated) - FUNDAMENTHÖLZER (imprägniert) 	4	45x95	3790
PR1	200 4660 PURLINS - PFETTEN 200 	5	70x145	5200
Kood	lan E 500x410+VD 70	Materjal	File	G0227 lan E 500x410+VD 70.dwg

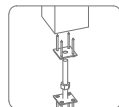
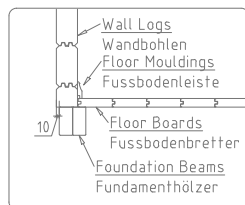
Pos	Model lan E 500x410+VD 70	Pcs	Profile (mm)	Length (mm)
	ROOF BOARDS - DACHBRETTER 	47+1	113x18	5502
	FLOOR BOARDS - FUSSBODENBRETTER 	42+1	113x28	3755
	Ceiling mouldings - Deckenleisten (inside and outside - innen und außen) 		15x28	47 cm/lfm
	Floor mouldings - Fussbodenleisten 		14x55	18 cm/lfm
RLI01-1	Eave slat - Traufenleiste 18x40 		18x40	10.8 cm/lfm
KAR1-1	Parapet - Blende 336 	2	18x336	5236
KAR1-2	Parapet - Blende 336 	2	18x336	5602
KAR2-1	Parapet cover - U-Profil für Blenden 		44x65	22.2 cm/lfm
KAR3-1	Parapet support - Blendestütze 44x65 	8	44x65	200
TP120-1	Support post - Stützpfoeste 120x120 v1 	2	120x120	2160
TP120-2	Support post - Stützpfoeste 120x120 v1 	1	120x120	2228
	T-strip - T-Leiste 70 	2		1695
	T-strip - T-Leiste 70 	4		1830
	T-strip - T-Leiste 70 	2		1965
PJ02	Adjustable post support - Verstellbare Pfostenstütze M20 	3		
LK	Hit block - Schlaghölzer 	3		
N-02503	Nails - Nägel 2.5x60 for floor boards - für Fussbodenbretter 	672		
N-02501	Nails - Nägel vierkant 2.5x50 for ceiling boards - für Dachbretter 	752		
KR-03001	Screws - Schrauben 3.0x30 for ceiling mouldings - für Deckenleisten 	82		
KR-03002	Screws - Schrauben 3.0x30 for eave slats - für Traufenleisten 	24		
KR-03003	Screws - Schrauben 3.0x30 for floor mouldings - für Fussbodenleisten 	34		
KR-03529	Screws - Schrauben 3.5x45 C3 for U-profile - für U-Profil 	48		
KR-05080	Screws - Schrauben 5.0x100 for foundation beams - für Fundamenthölzer 	56		
KR-05092	Screws - Schrauben 5.0x100 for support posts - für Stützpfoesten 	6		
KR-05031	Screws - Schrauben 5.0x70 C3 for parapet fastening - für Blendenbefestigung 	56		
Kood	lan E 500x410+VD 70	Materjal	File	G0227 lan E 500x410+VD 70.dwg


Pos	Model lan E 500x410+VD 70	Pcs	Profile (mm)	Length (mm)
	<p>WINDOW 830x1830 W5-S70P-0XT-08301830</p>  <p>830</p> <p>1830</p> <p><u>W122-PT</u> Right handed - DIN rechts Tempered glass - Gehärtetes Glas Opens inside - Öffnet innen</p>	3		
VIHM 01-1	Rain deflector - Regenabweiser		36x134	1030
KR-0 3524	Screws - Schrauben 3.5x45 C3 for door and window trims - für Tür- und Fensterleisten		72	
KR-0 4001	Screws - Schrauben 4.0x60 C3 for rain deflector - für Regenabweiser		9	
Kood	lan E 500x410+VD 70	Materjal	File	G0227 lan E 500x410+VD 70.dwg

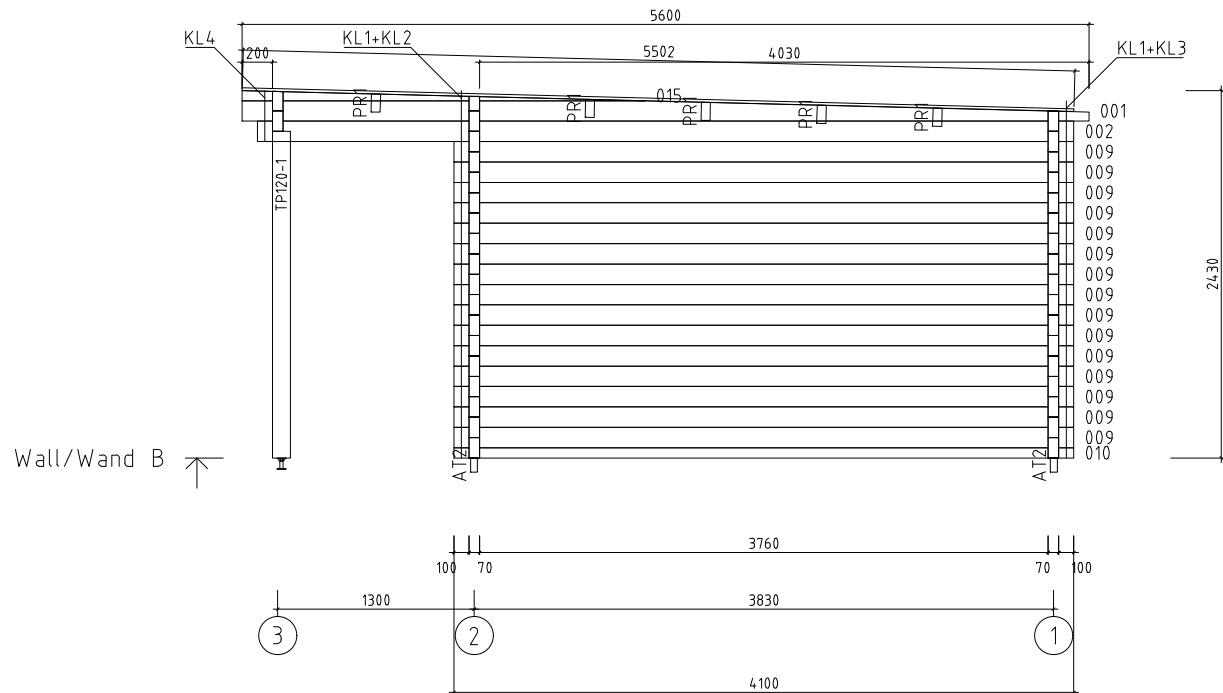
Pos	Model lan E 500x410+VD 70	Pcs	Profile (mm)	Length (mm)	
	DOOR 1465x1975 D5-D70R-0XT-14651975  D202-RT Right handed - DIN rechts Tempered glass - Gehärtetes Glas Opens outside - Öffnet aussen	1			
VIHM 01-2	Rain deflector - Regenabweiser		1	36x134	1665
KR-0 3524	Screws - Schrauben 3.5x45 C3 for door and window trims - für Tür- und Fensterleisten		28		
KR-0 4001	Screws - Schrauben 4.0x60 C3 for rain deflector - für Regenabweiser		4		
Kood	lan E 500x410+VD 70	Materjal	File	G0227 lan E 500x410+VD 70.dwg	5




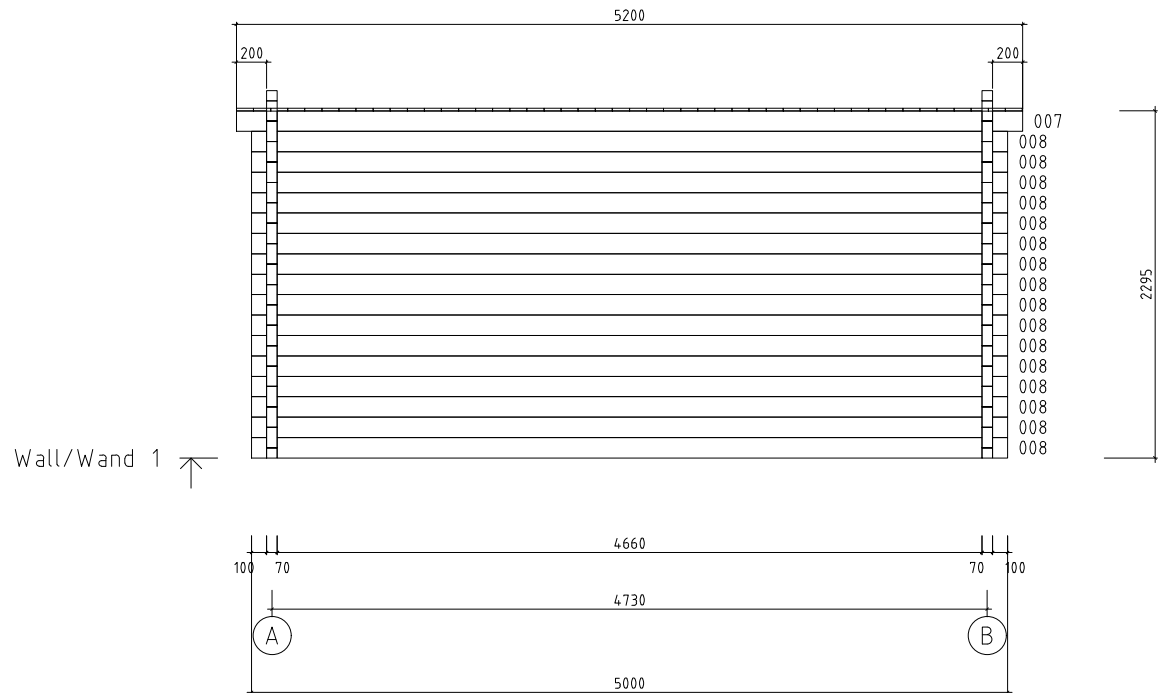
Wall/Wand A




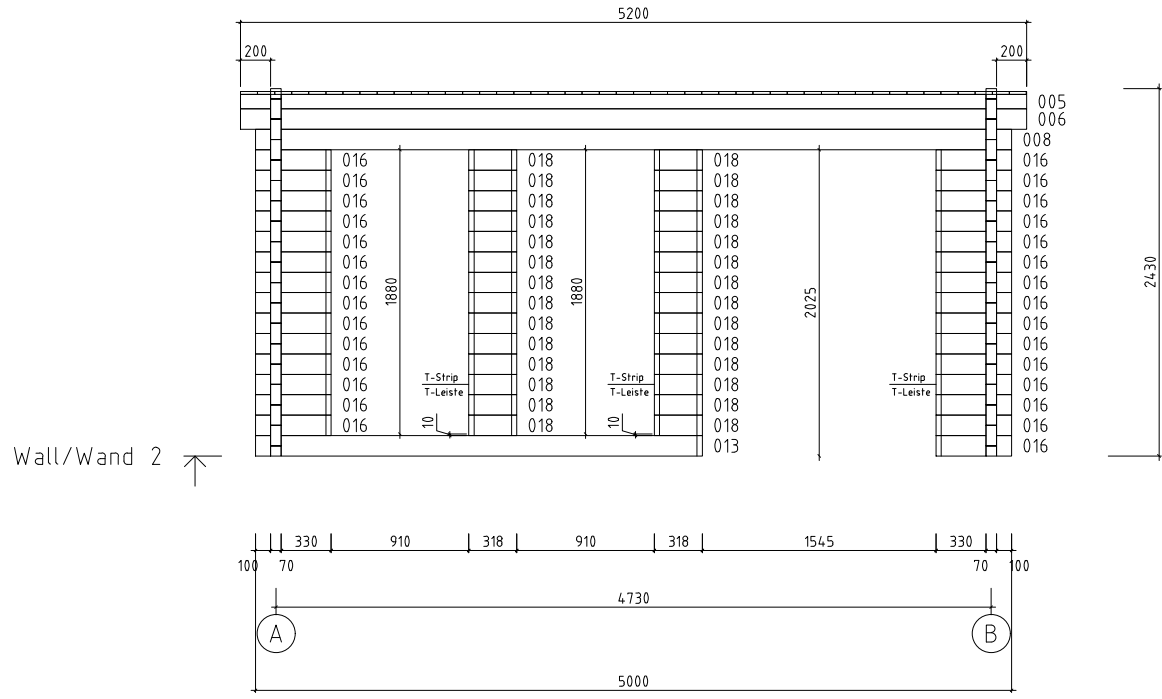
 www.hansa24.com	Name		Ian E 500x410+VD 70	SKU	G0227
	Drawing/Zeichnung		Wall/Wand A	Format	A4
	Profile/Profil	7x13.5	Scale/Maßstab	1:50	Date



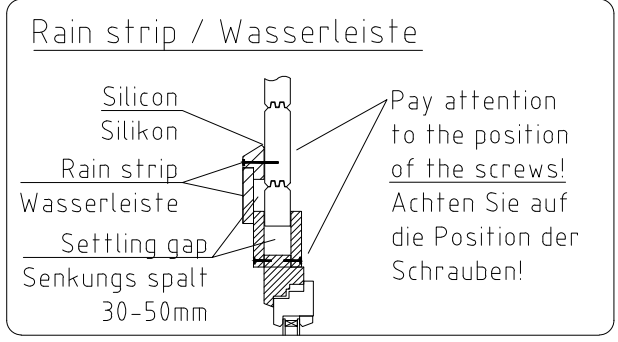
 www.hansa24.com	Name		lan E 500x410+VD 70		SKU		G0227	
	Drawing/Zeichnung		Wall/Wand B			Format		A4
	Profile/Profil	7x13.5	Scale/Maßstab	1:50	Date	04.07.2023		




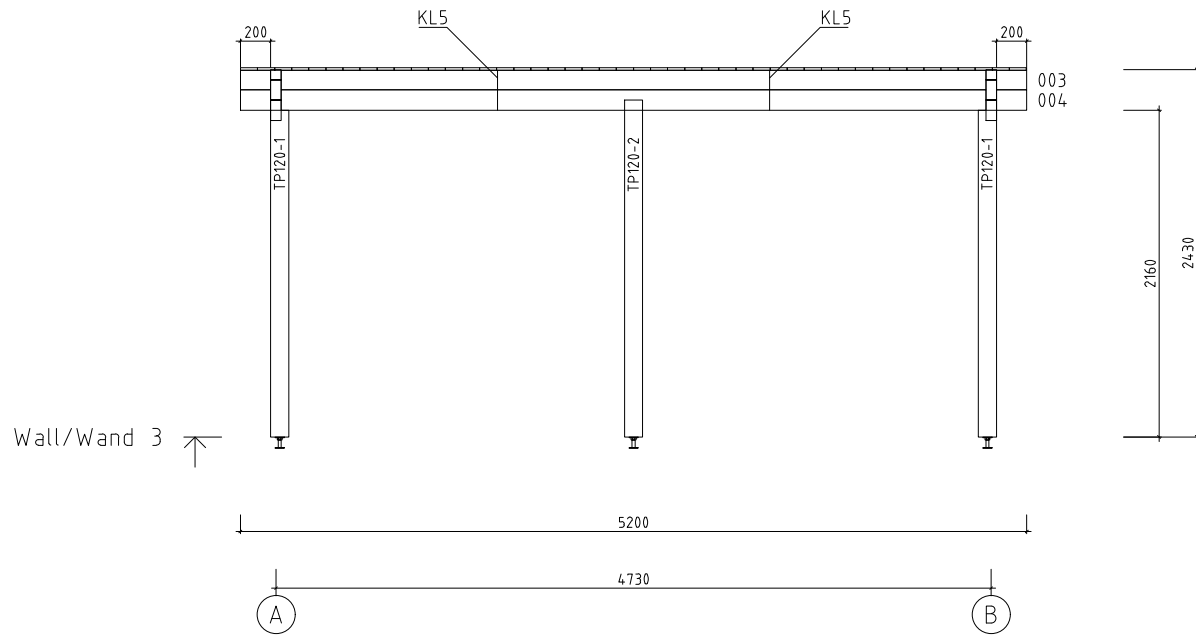
 www.hansa24.com	Name		lan E 500x410+VD 70		SKU	G0227
	Drawing/Zeichnung		Wall/Wand 1		Format	A4
	Profile/Profil	7x13.5	Scale/Maßstab	1:50	Date	04.07.2023




Wall/Wand 2 ↑



 www.hansa24.com	Name		Ian E 500x410+VD 70	SKU	G0227
	Drawing/Zeichnung		Wall/Wand 2	Format	A4
	Profile/Profil	7x13.5	Scale/Maßstab	1:50	Date



 www.hansa24.com	Name		lan E 500x410+VD 70		SKU		G0227	
	Drawing/Zeichnung		Wall/Wand 3			Format		A4
	Profile/Profil		7x13.5	Scale/Maßstab		1:50	Date	