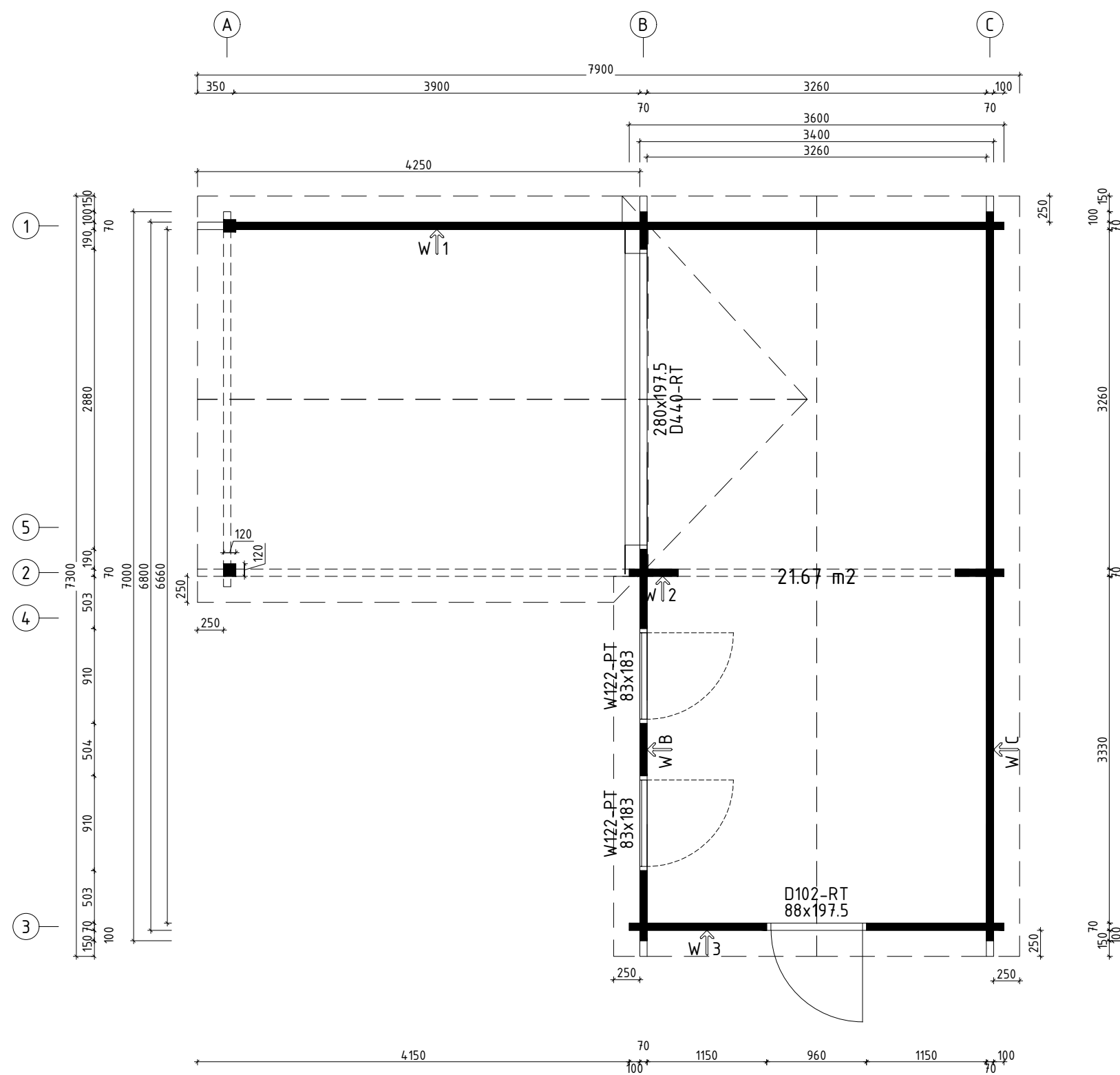

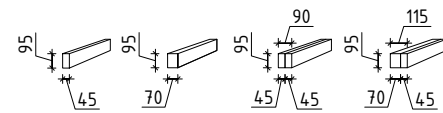
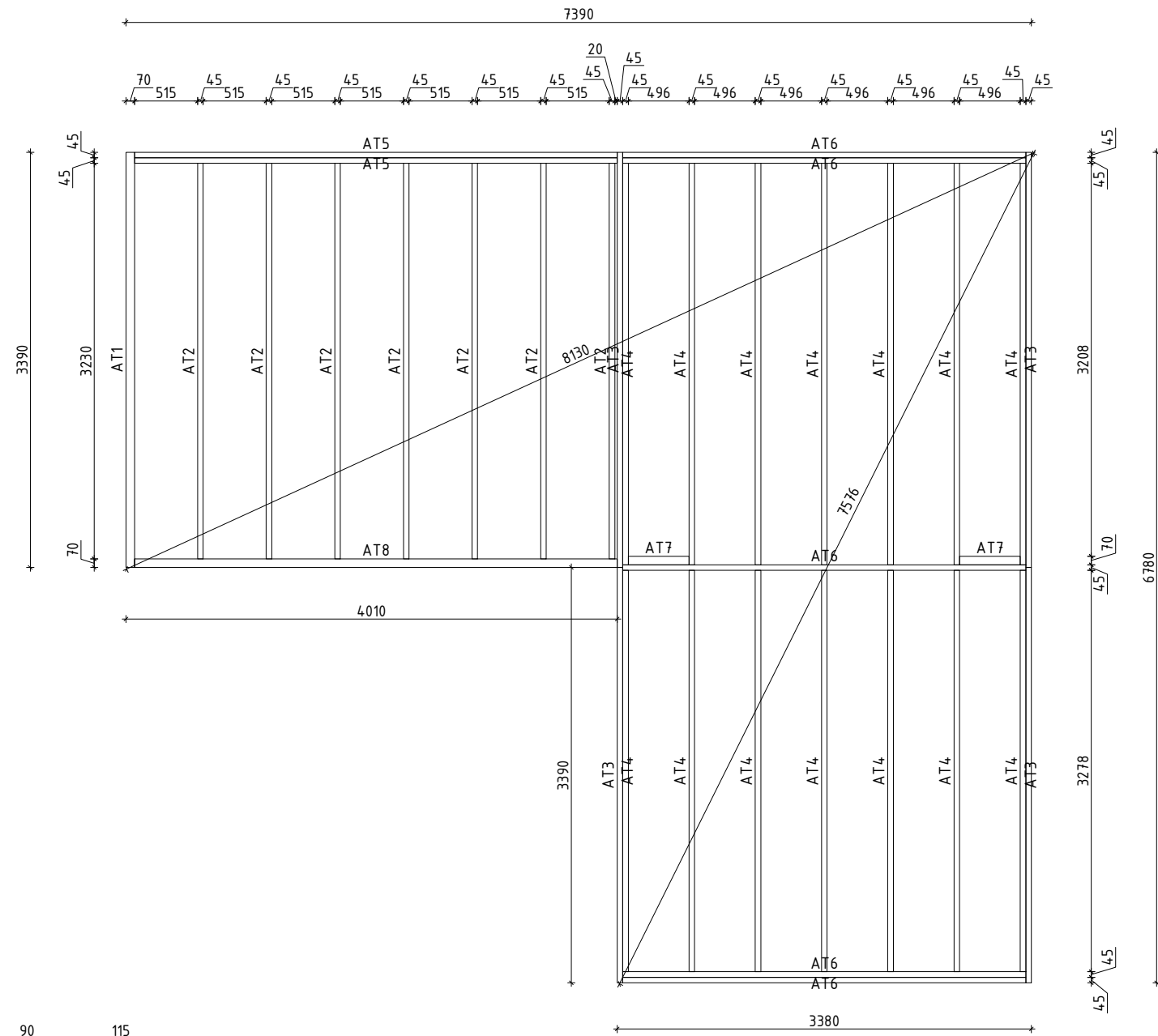

 www.hansa24.com	Name Hansa Corner Deluxe B 360x700+VD+Terr 70		SKU G0230
	Drawing/Zeichnung 3D		Format
	Profile/Profil 7x13.5	Scale/Maßstab	Date 10.05.2023

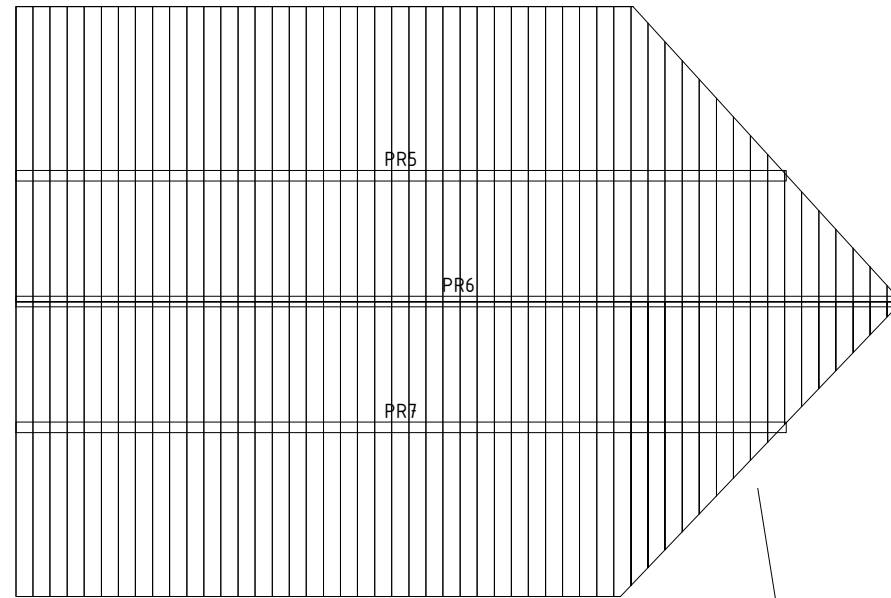
H = 1.790 m
TOTAL: 34.48 m²



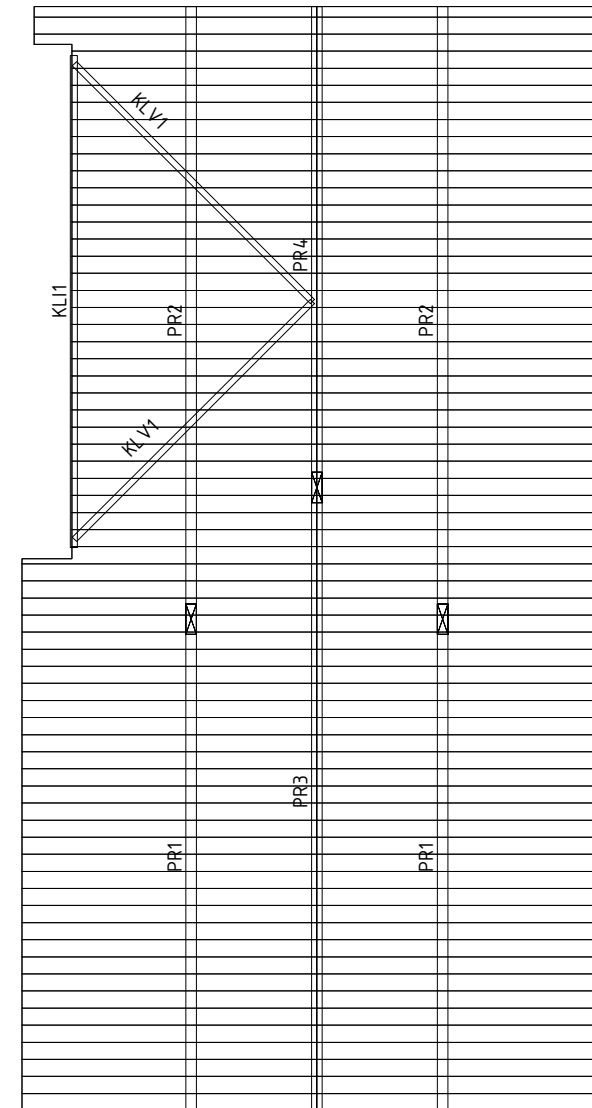
 www.hansa24.com	Name Hansa Corner Deluxe B 360x700+VD+Terr 70		SKU G0230
	Drawing/Zeichnung Plan_Grundplan		Format A3
	Profile/Profil 7x13.5	Scale/Maßstab 1:50	Date 10.05.2023




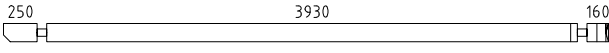
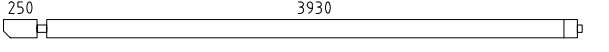











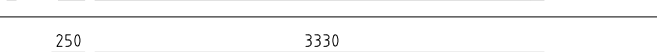






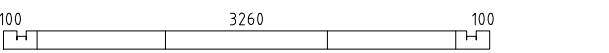


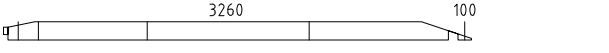
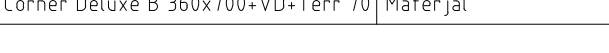
 www.hansa24.com	Name Hansa Corner Deluxe B 360x700+VD+Terr 70		SKU G0230
	Drawing/Zeichnung Foundation plan_Lagerholzplan		Format A3
	Profile/Profil 7x13.5	Scale/Maßstab 1:50	Date 10.05.2023

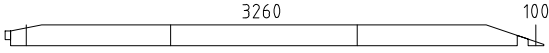
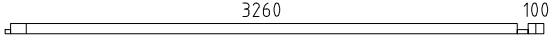
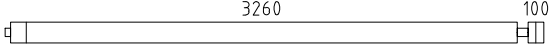

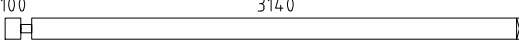







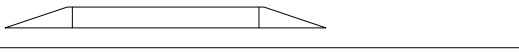
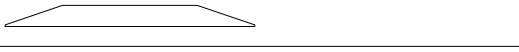

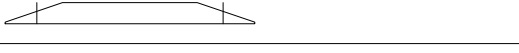
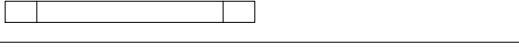







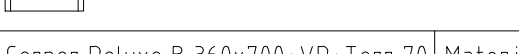













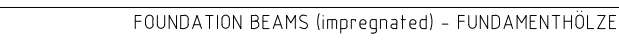


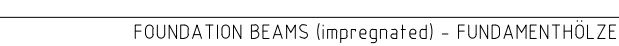



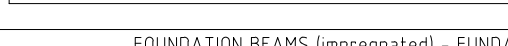






Cut into length on site
 Bütte selber anpassen

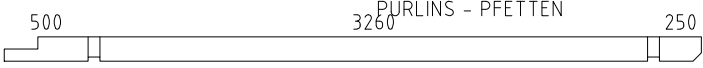
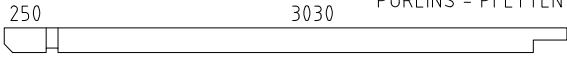
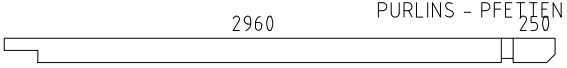
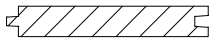
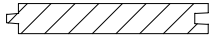

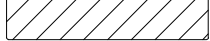





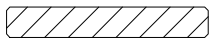

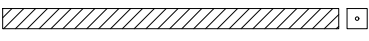
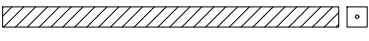
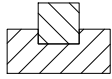
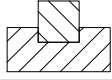
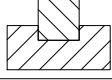


























Name	Hansa Corner Deluxe B 360x700+VD+Terr 70	SKU	G0230
Drawing/Zeichnung	Roof Boards_Dachbretter	Format	A3
Profile/Profil	7x13.5	Scale/Maßstab	1:50
Date	10.05.2023		
















Pos	Model Hansa Corner Deluxe B 360x700+VD+Terr 70	Pcs	Profile (mm)	Length (mm)
	Notice! The gable pieces can be partly pre-assembled! Please notice - those differ from the description given in the specification list.			
	Achtung! Die Giebelbohlen können teilweise schon vormontiert sein! Bitte beachten - diese erscheinen nicht ganz so wie in der Teilleiste beschrieben.			
	✓ - Cut into length on site (if needed)! / Bitte selber anpassen (falls nötig)!			
001	 250 3930 spare log/Ersatzteile 160	1	70x135	4480
001	 250 3930 160	1	70x135	4480
002	 250 3930	1	70x135	4285
003	 250 3930	1	70x68	4285
004	 250 3930	1	70x68	4285
005	 3900 210	2	70x135	4180
006	 3935	1	70x68	3935
007	 3935	11	70x135	3935
008	 100 3330 210	2	70x135	3780
009	 100 3330 190	1	70x135	3760
010	 210 3260 100	2	70x135	3710
011	 3260	2	70x135	3710
012	 210 3260 100	2	70x135	3710
013	 210 3260 100	1	70x135	3710
014	 250 3330	1	70x135	3685
015	 250 3330	1	70x135	3685
016	 3260 250	1	70x135	3615
017	 3260 250	1	70x135	3615
018	 100 3260 100	1	70x135	3600
019	 100 3260 100	1	70x135	3600
020	 100 3260 100	1	70x135	3600
021	 100 3260 100	1	70x135	3600
022	 100 3260 100	1	70x135	3600
023	 100 3330	12	70x135	3535
024	 3260 100	12	70x135	3465
025	 3260 100	1	70x135	3465
Kood	Hansa Corner Deluxe B 360x700+VD+Terr 70	Materjal	File G0230 Hansa Corner	Deluxe B 360x700

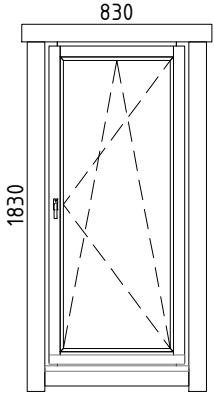



Pos	Model Hansa Corner Deluxe B 360x700+VD+Terr 70	Pcs	Profile (mm)	Length (mm)
026		1	70x135	3465
027		1	70x68	3465
028		11	70x135	3465
029		1	70x135	3465
030		2	70x135	3310
031		1	70x135	3310
032		1	70x135	3290
033		1	70x135	3260
034		1	70x135	3260
035		2	70x135	3240
036		2	70x135	3240
037		3	70x135	2861
038		3	70x135	2064
039		1	70x135	1605
040		1	70x135	1605
041		1	70x135	1605
042		1	70x135	1605
043		2	70x68	1320
044		28	70x135	1320
045		1	70x135	1266
046		2	70x135	1266
047		13	70x135	763
048		1	70x135	763
049		14	70x135	673
050		14	70x135	504
Kood	Hansa Corner Deluxe B 360x700+VD+Terr 70	Materjal	File	G0230 Hansa Corner Deluxe B2360x700

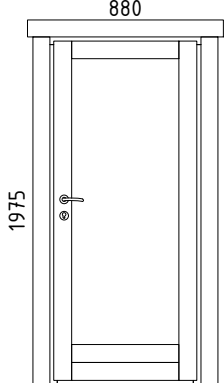



Pos	Model Hansa Corner Deluxe B 360x700+VD+Terr 70	Pcs	Profile (mm)	Length (mm)
051		2	70x68	470
052		14	70x135	470
053		1	70x135	470
054		6	70x135	470
055		1	70x135	470
056		1	70x135	470
057		7	70x135	470
058		4	70x135	404
059		4	70x125	369
060		15	70x135	360
061		6	70x68	204
AT8	FOUNDATION BEAMS (impregnated) - FUNDAMENTHÖLZER (imprägniert) 	1	70x95	3940
AT1	FOUNDATION BEAMS (impregnated) - FUNDAMENTHÖLZER (imprägniert) 	1	70x95	3390
AT7	FOUNDATION BEAMS (impregnated) - FUNDAMENTHÖLZER (imprägniert) 	2	70x95	496
AT5	FOUNDATION BEAMS (impregnated) - FUNDAMENTHÖLZER (imprägniert) 	2	45x95	3940
AT3	FOUNDATION BEAMS (impregnated) - FUNDAMENTHÖLZER (imprägniert) 	4	45x95	3390
AT6	FOUNDATION BEAMS (impregnated) - FUNDAMENTHÖLZER (imprägniert) 	5	45x95	3290
AT4	FOUNDATION BEAMS (impregnated) - FUNDAMENTHÖLZER (imprägniert) 	14	45x95	3278
AT2	FOUNDATION BEAMS (impregnated) - FUNDAMENTHÖLZER (imprägniert) 	7	45x95	3230
KL11	CARRIER SLAT - TRÄGELEISTE 	1	44x65	3255
KLV1	CARRIER SLAT - TRÄGELEISTE (for valley - für Kehle) 	2	40x18	2800
PR6	PURLINS - PFETTEN 	1	70x145	5859
PR5	PURLINS - PFETTEN 	1	70x145	5096
PR7	PURLINS - PFETTEN 	1	70x145	5096
PR3	PURLINS - PFETTEN 	1	70x145	4220
Kood	Hansa Corner Deluxe B 360x700+VD+Terr 70	Materjal	File	G0230 Hansa Corner Deluxe B360x700

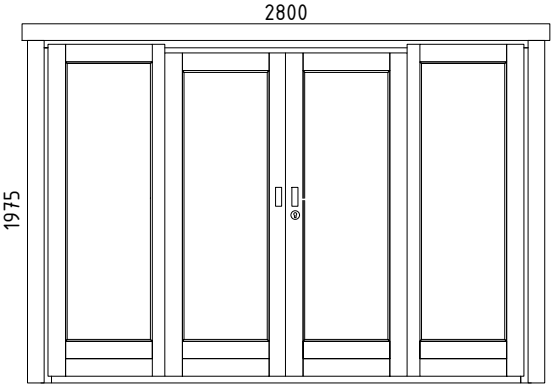



Pos	Model	Pcs	Profile (mm)	Length (mm)
	Hansa Corner Deluxe B 360x700+VD+Terr 70			
PR2	 PURLINS - PFETTEN	2	70x145	4150
PR1	 PURLINS - PFETTEN	2	70x145	3350
PR4	 PURLINS - PFETTEN	1	70x145	3280
	ROOF BOARDS - DACHBRETTER	 205+4	113x18	2059
	ROOF BOARDS - DACHBRETTER	 29	113x18	1710
	FLOOR BOARDS - FUSSBODENBRETTER	 59+1	113x28	3255
	TERRACE BOARDS - BRETTER	 27+1	120x28	3998
	Ceiling mouldings - Deckenleisten (inside and outside - innen und außen) ✓ 		15x28	100 rm/lfm
	Floor mouldings - Fussbodenleisten ✓ 		14x55	21 rm/lfm
RLA 01-1	Eave board - Traufenbrett 18x95	 3	18x95	3650
RLA 01-2	Eave board - Traufenbrett 18x95	 2	18x95	5859
RKL 01-1	Eave slat - Traufendeckleiste 18x40	✓  1	18x40	24.67 rm/lfm
VLA 02-2	Gable board - Giebelbrett 18x120	✓ 18.7°  6	18x120	2159
VKL 01-2	Gable cover slat - Giebeldeckleiste 18x40	✓  6	18x40	2159
TP1 20-1	Support post - Stützpfooste 120x120 v1	 1	120x120	1989
TP1 20-1	Support post - Stützpfooste 120x120 v3	 1	120x120	1989
	T-strip - T-Leiste 70	 4		1830
	T-strip - T-Leiste 70	 2		1898
	T-strip - T-Leiste 70	 2		1965
ÜV1	Metal bar - Metallstange Ø10	 1	Ø10	1310
Kood	Hansa Corner Deluxe B 360x700+VD+Terr 70	Materjal	File	G0230 Hansa Corner Deluxe B 360x700

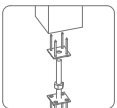
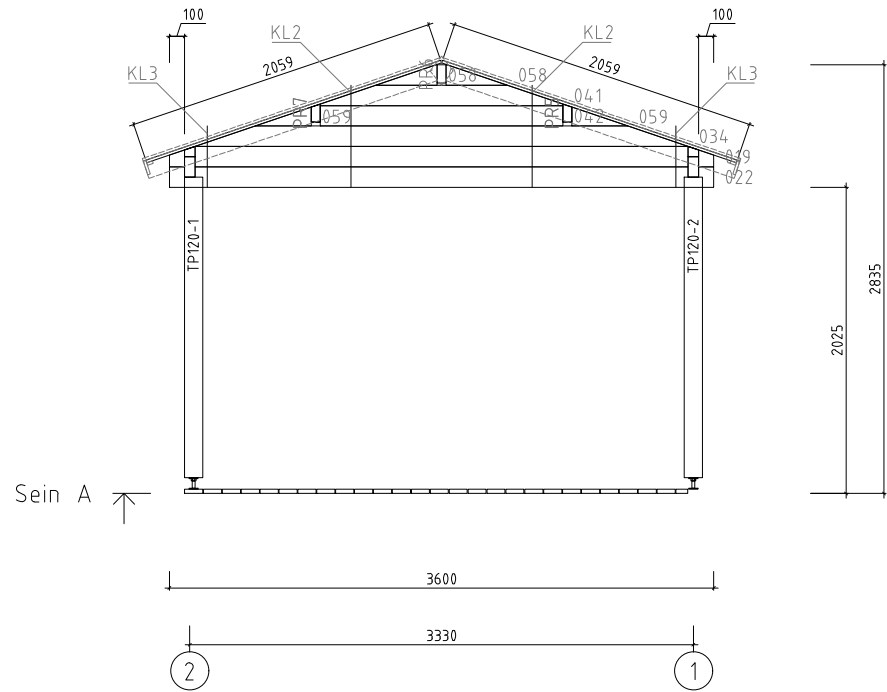
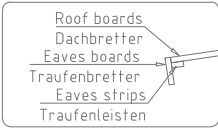
Pos	Model Hansa Corner Deluxe B 360x700+VD+Terr 70		Pcs	Profile (mm)	Length (mm)
ÜV2	Metal bar - Metallstange Ø10		4	Ø10	1170
ÜV3	Metal bar - Metallstange Ø10		5	Ø10	1100
ÜV4	Metal bar - Metallstange Ø10		2	Ø10	1040
ÜV5	Metal bar - Metallstange Ø10		4	Ø10	500
ÜV6	Metal bar - Metallstange Ø10		3	Ø10	360
PJ02	Adjustable post support - Verstellbare Pfostenstütze M20		2		
ML01	Connecting strip for wall logs - Verbindungsstreifen für Wandbalken		29		
GD01	Diamond - Diamant		3		
LK	Hit block - Schlaghölzer		3		
N-0 2503	Nails - Nägel 2.5x60 for floor boards - für Fussbodenbretter		826		
N-0 2501	Nails - Nägel vierkant 2.5x50 for ceiling boards - für Dachbretter		1404		
KR-0 3001	Screws - Schrauben 3.0x30 for ceiling mouldings - für Deckenleisten		96		
KR-0 3003	Screws - Schrauben 3.0x30 for floor mouldings - für Fussbodenleisten		44		
KR-0 3006	Screws - Schrauben 3.0x30 for slat - für leiste		12		
KR-0 3522	Screws - Schrauben 3.5x45 C3 for connecting strip for wall logs - für Verbindungsstreifen für Wandbalken		116		
KR-0 3523	Screws - Schrauben 3.5x45 C3 for diamonds - für Diamanten		6		
KR-0 3525	Screws - Schrauben 3.5x45 C3 for eave boards - für Traufenbretter		56		
KR-0 3526	Screws - Schrauben 3.5x45 C3 for eave cover slats - für Traufendeckleisten		56		
KR-0 3527	Screws - Schrauben 3.5x45 C3 for gable boards - für Giebelbretter		24		
KR-0 3521	Screws - Schrauben 3.5x45 C3 for gable cover slats - für Giebeldeckleisten		24		
KR-0 4201	Screws - Schrauben 4.2x55 C3 for terrace boards - für Terrassenbretter		432		
KR-0 5080	Screws - Schrauben 5.0x100 for foundation beams - für Fundamenthölzer		144		
KR-0 5035	Screws - Schrauben 5.0x70 C3 for carrier slat - für trägeleiste		8		
Kood	Hansa Corner Deluxe B 360x700+VD+Terr 70	Materjal	File	G0230 Hansa Corner	Deluxe B5360x700


Pos	Model Hansa Corner Deluxe B 360x700+VD+Terr 70		Pcs	Profile (mm)	Length (mm)
KR-0 5033	Screws - Schrauben 5.0x70 C3 for post supports - für Pfostenstützen		16		
KR-0 5034	Screws - Schrauben 5.0x70 C3 for support posts - für Stützpfosten		4		
KR-0 6030	Screws - Schrauben 6.0x140 for wall logs - für Wandbalken		6		
KL1	Threaded rod - Gewindestange M8		5		2000
KL2	Threaded rod - Gewindestange M8		4		705
KL3	Threaded rod - Gewindestange M8		2		435
KL4	Threaded rod - Gewindestange M8		4		393
KL5	Threaded rod - Gewindestange M8		1		325
KL03-1	Threaded rod for purlins - Gewindestange für die Pfetten M12		6		150
M03	Nut for purlins - Mutter für die Pfetten M12		12		
SE32	Washer for purlins - Scheibe für die Pfetten M12x37		12		
	Nut - Mutter M8		11		
	Washer - Scheibe M8x24		11		
	Extended nut - Langmutter M8		5		
	Drive-in nut - Einschlagmutter M8		11		
Kood	Hansa Corner Deluxe B 360x700+VD+Terr 70	Materjal	File	G0230 Hansa Corner Deluxe B 360x700	

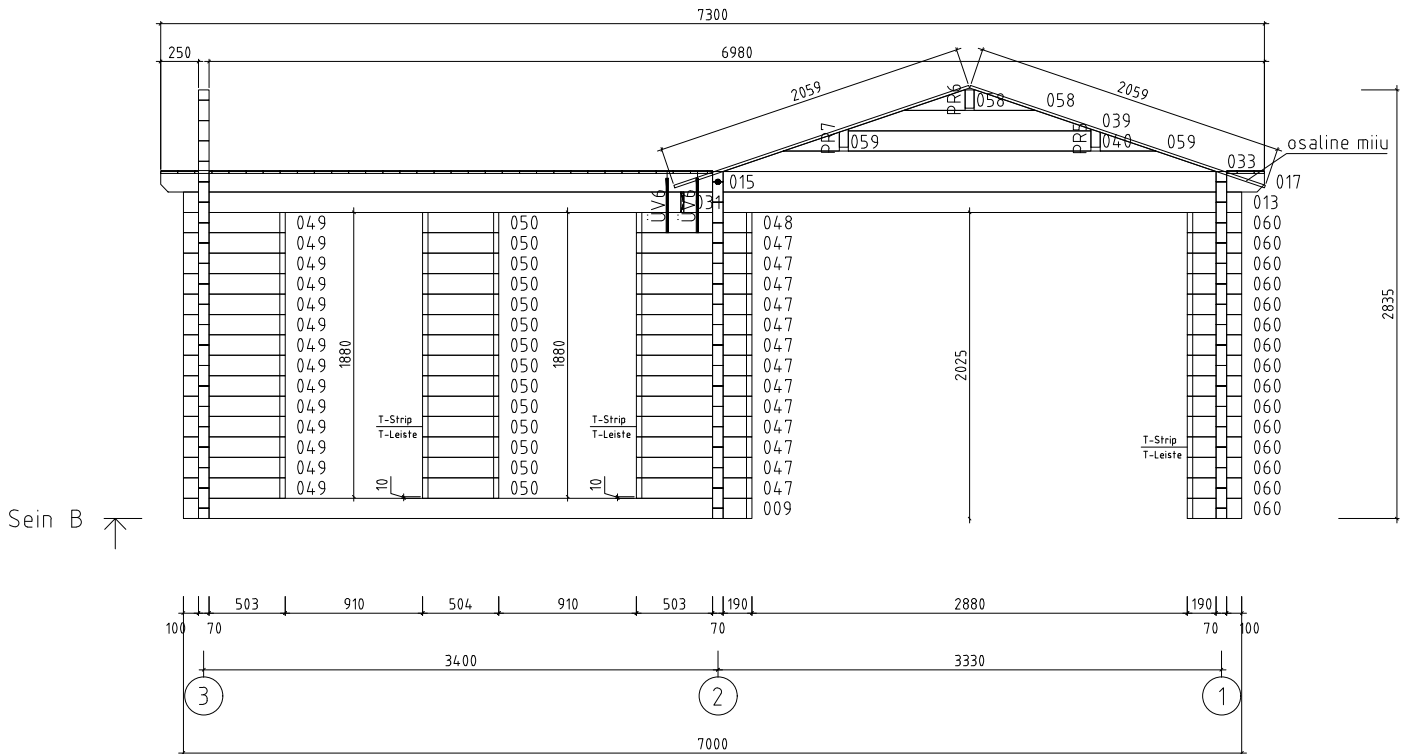
Pos	Model Hansa Corner Deluxe B 360x700+VD+Terr 70	Pcs	Profile (mm)	Length (mm)	
	<p>WINDOW 830x1830 W5-S70P-0XT-08301830</p>  <p>830 1830</p> <p>W122-PT Right handed - DIN rechts Tempered glass - Gehärtetes Glas Opens inside - Öffnet innen</p>	2			
VIHM 01-1	Rain deflector - Regenabweiser		2	36x134	1030
KR-0 3524	Screws - Schrauben 3.5x45 C3 for door and window trims - für Tür- und Fensterleisten		48		
KR-0 4001	Screws - Schrauben 4.0x60 C3 for rain deflector - für Regenabweiser		6		
Kood	Hansa Corner Deluxe B 360x700+VD+Terr 70	Materjal	File	G0230 Hansa Corner Deluxe B7360x700	

Pos	Model Hansa Corner Deluxe B 360x700+VD+Terr 70	Pcs	Profile (mm)	Length (mm)
	DOOR 880x1975 D5-S70R-0XT-08801975  D102-RT Right handed - DIN rechts Tempered glass - Gehärtetes Glas Opens outside - Öffnet aussen	1		
VIHM 01-2	Rain deflector - Regenabweiser 	1	36x134	1080
KR-0 3524	Screws - Schrauben 3.5x45 C3 for door and window trims - für Tür- und Fensterleisten 	26		
KR-0 4001	Screws - Schrauben 4.0x60 C3 for rain deflector - für Regenabweiser 	3		
Kood	Hansa Corner Deluxe B 360x700+VD+Terr 70	Materjal	File	G0230 Hansa Corner Deluxe B 360x700

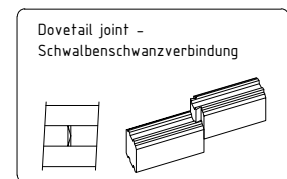
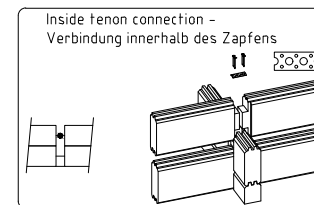
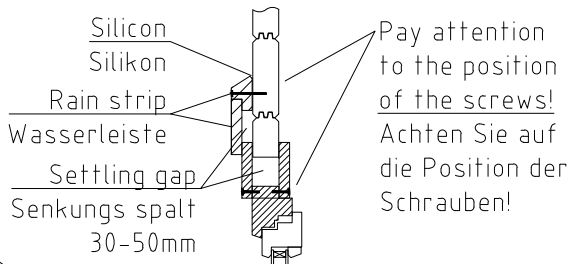
Pos	Model Hansa Corner Deluxe B 360x700+VD+Terr 70	Pcs	Profile (mm)	Length (mm)
	DOOR 2800x1975 D5-U70R-0XT-28001975  D440-RT Right handed - DIN rechts Tempered glass - Gehärtetes Glas Opens outside - Öffnet aussen	1		
VIHM 01-3	Rain deflector - Regenabweiser 	1	36x134	3000
KR-0 3524	Screws - Schrauben 3.5x45 C3 for door and window trims - für Tür- und Fensterleisten 	38		
KR-0 4001	Screws - Schrauben 4.0x60 C3 for rain deflector - für Regenabweiser 	7		
Kood	Hansa Corner Deluxe B 360x700+VD+Terr 70	Materjal	File	G0230 Hansa Corner Deluxe B 360x700




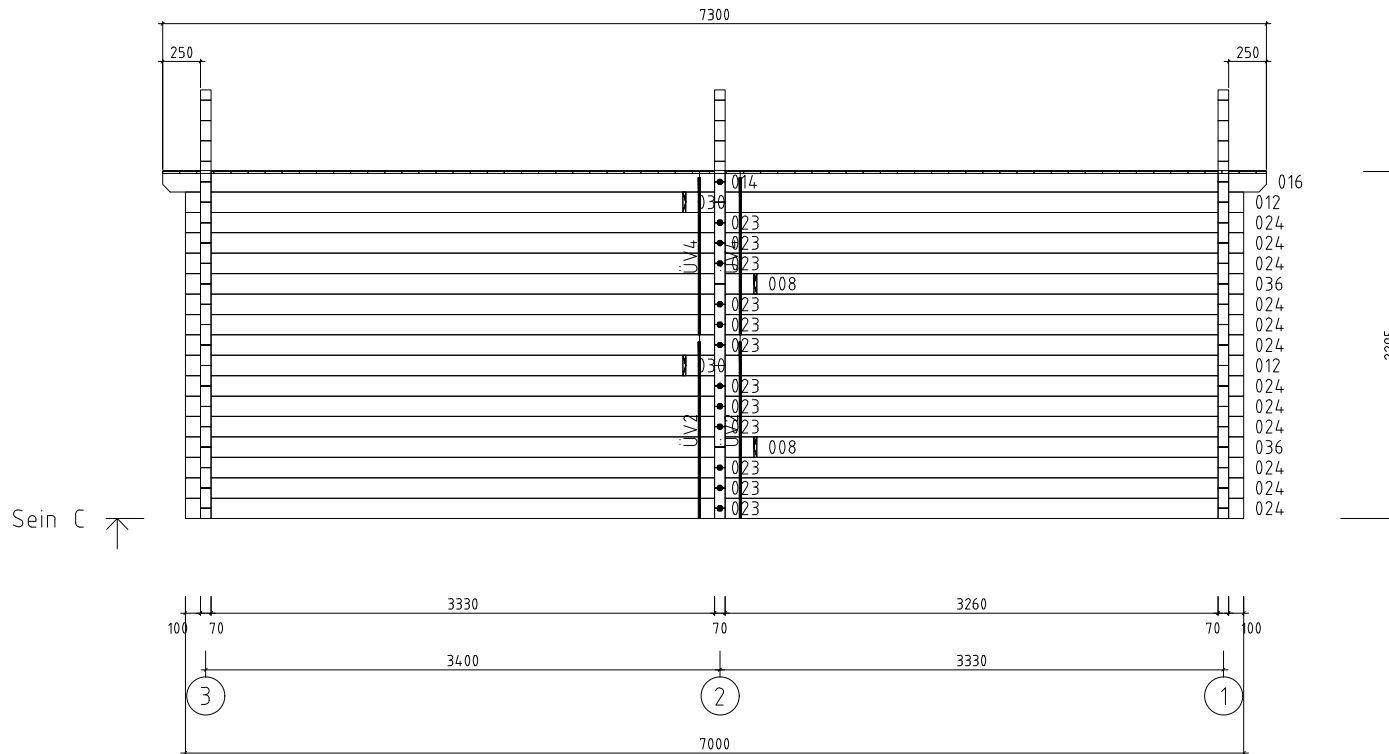
 www.hansa24.com	Name	Hansa Corner Deluxe B 360x700+VD+Terr 70	SKU	G0230	
	Drawing/Zeichnung	Wall/Wand A		Format	A4
	Profile/Profil	7x13.5	Scale/Maßstab	1:50	Date



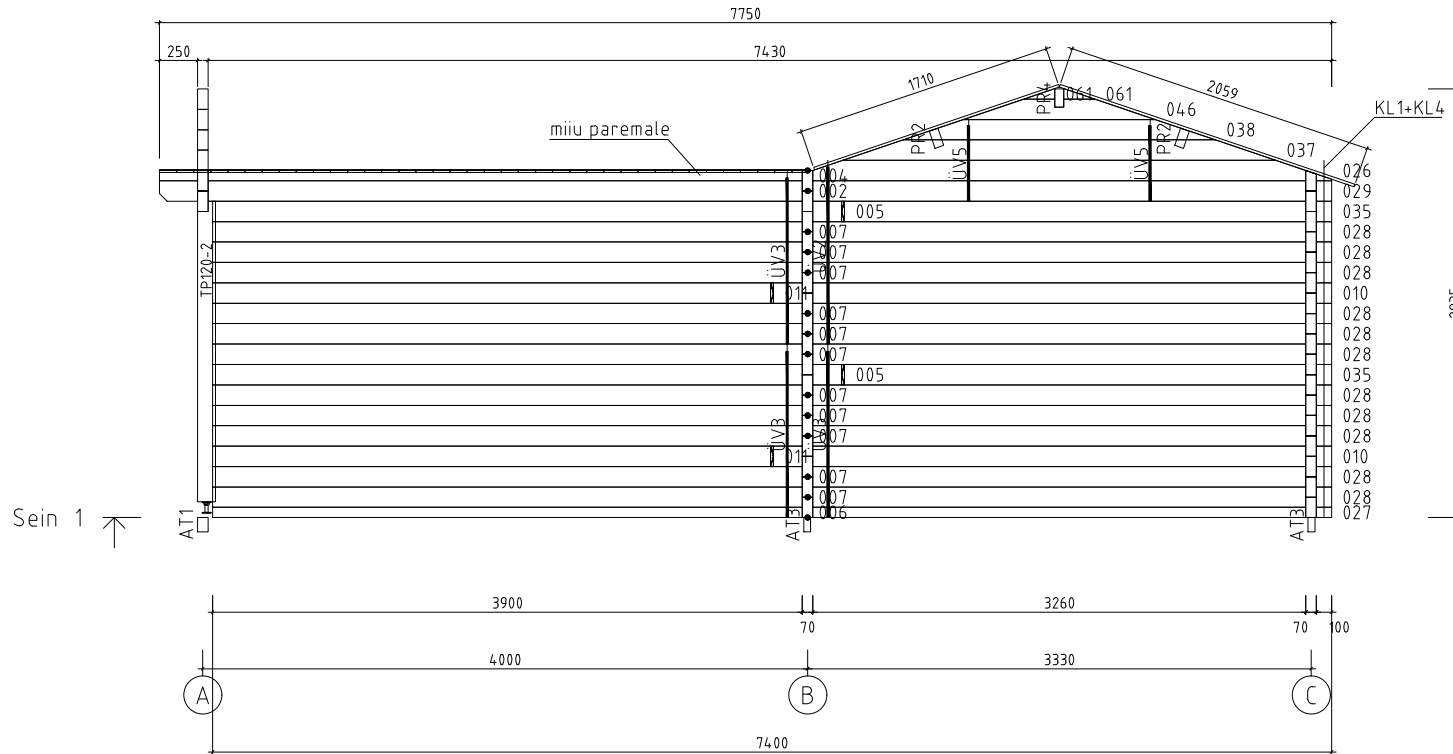
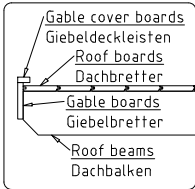
Rain strip / Wasserleiste



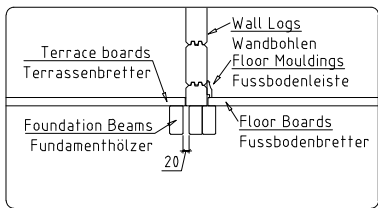
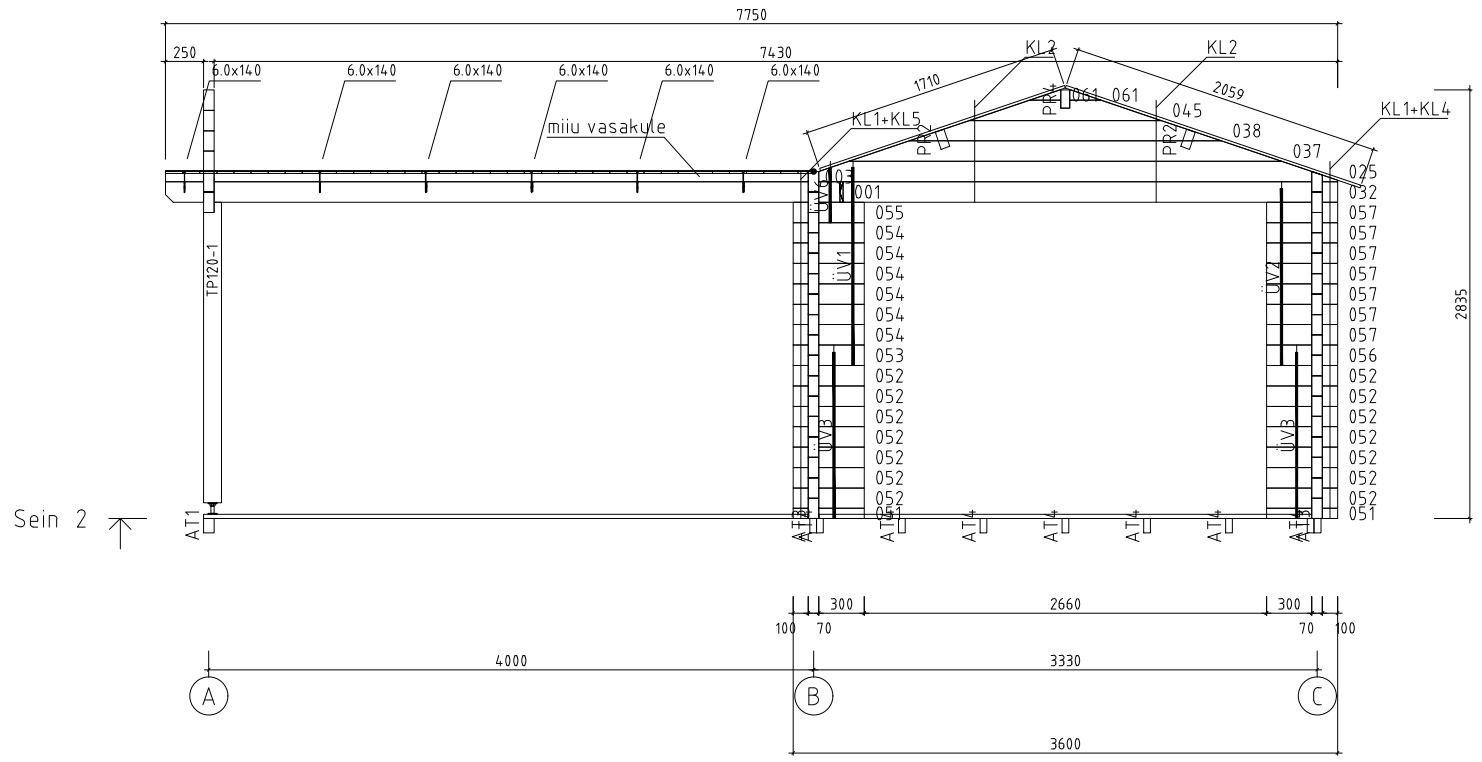
 www.hansa24.com	Name	Hansa Corner Deluxe B 360x700+VD+Terr 70	SKU	G0230	
	Drawing/Zeichnung	Wall/Wand B	Format	A4	
Profile/Profil	7x13.5	Scale/Maßstab	1:50	Date	27.09.2023




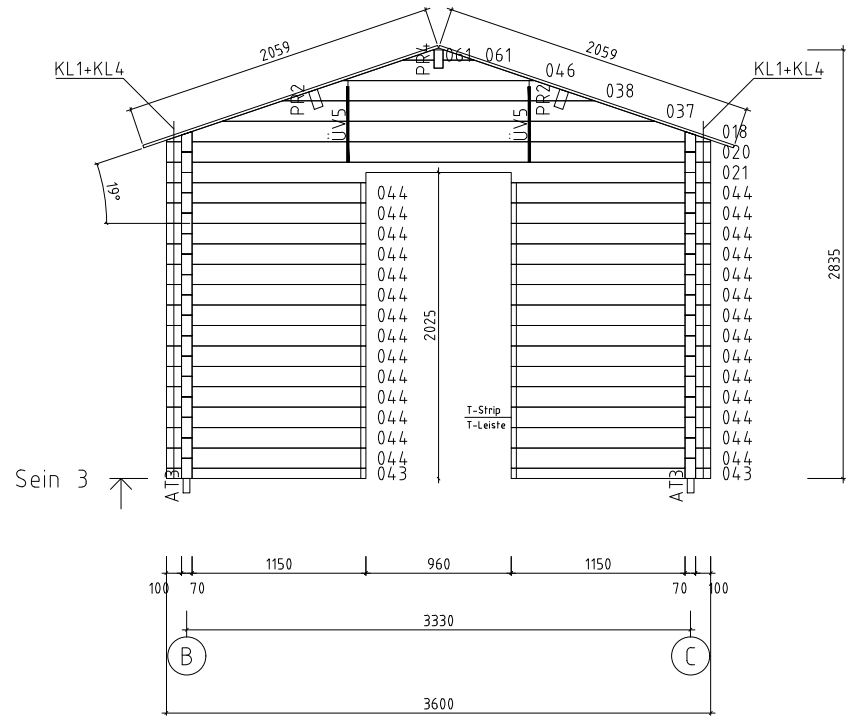
Name	Hansa Corner Deluxe B 360x700+VD+Terr 70	SKU	G0230
Drawing/Zeichnung	Wall/Wand C	Format	A4
Profile/Profil	7x13.5	Scale/Maßstab	1:50
		Date	27.09.2023




Name	Hansa Corner Deluxe B 360x700+VD+Terr 70		SKU	G0230	
Drawing/Zeichnung	Wall/Wand 1		Format	A4	
Profile/Profil	7x13.5	Scale/Maßstab	1:50	Date	27.09.2023



 www.hansa24.com	Name	Hansa Corner Deluxe B 360x700+VD+Terr 70	SKU	G0230	
	Drawing/Zeichnung	Wall/Wand 2	Format	A4	
Profile/Profil	7x13.5	Scale/Maßstab	1:50	Date	27.09.2023



 www.hansa24.com	Name Hansa Corner Deluxe B 360x700+VD+Terr 70		SKU G0230
	Drawing/Zeichnung Wall/Wand 3		Format A4
	Profile/Profil 7x13.5	Scale/Maßstab 1:50	Date 27.09.2023