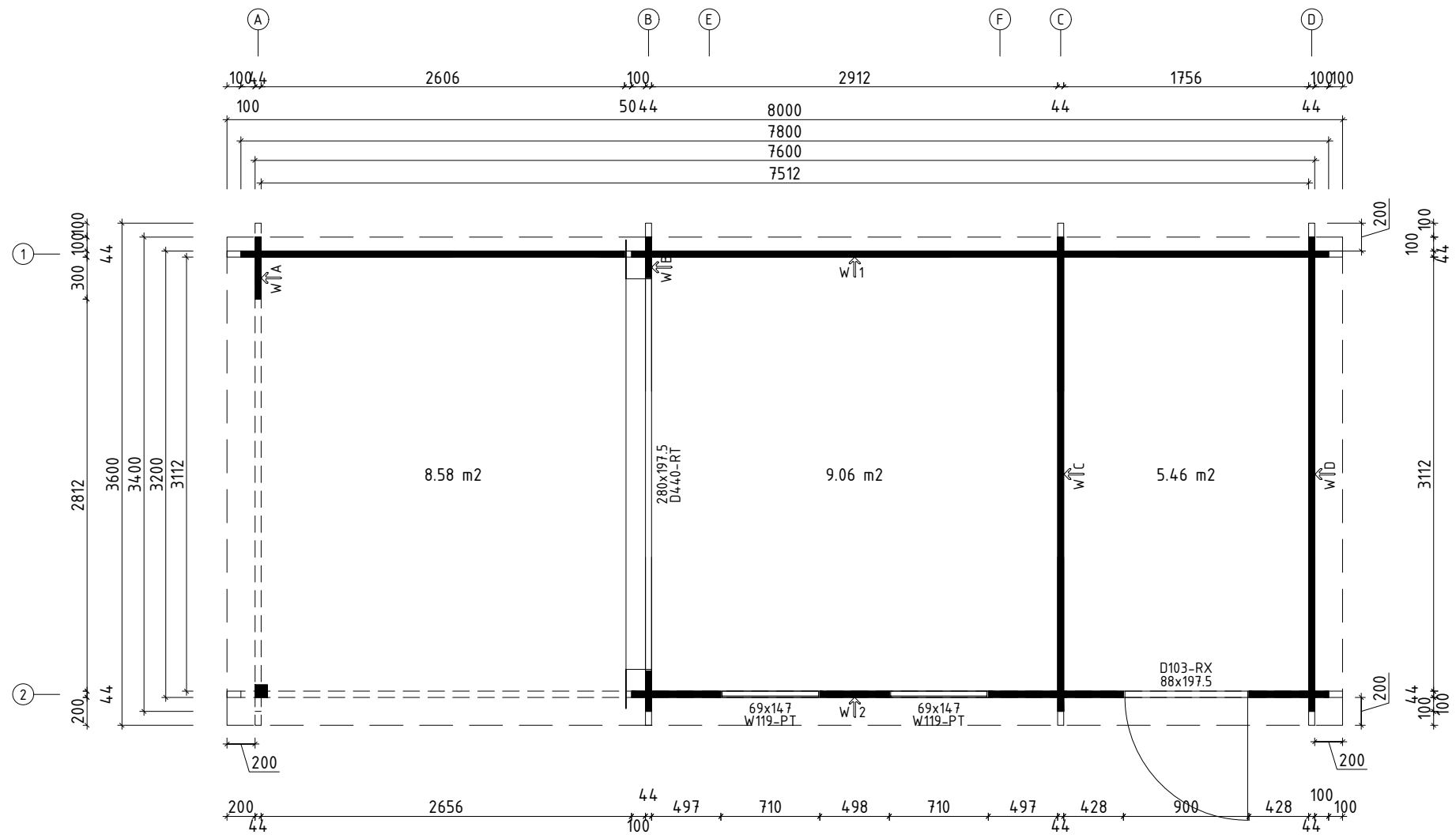

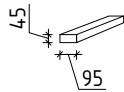
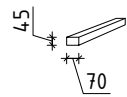
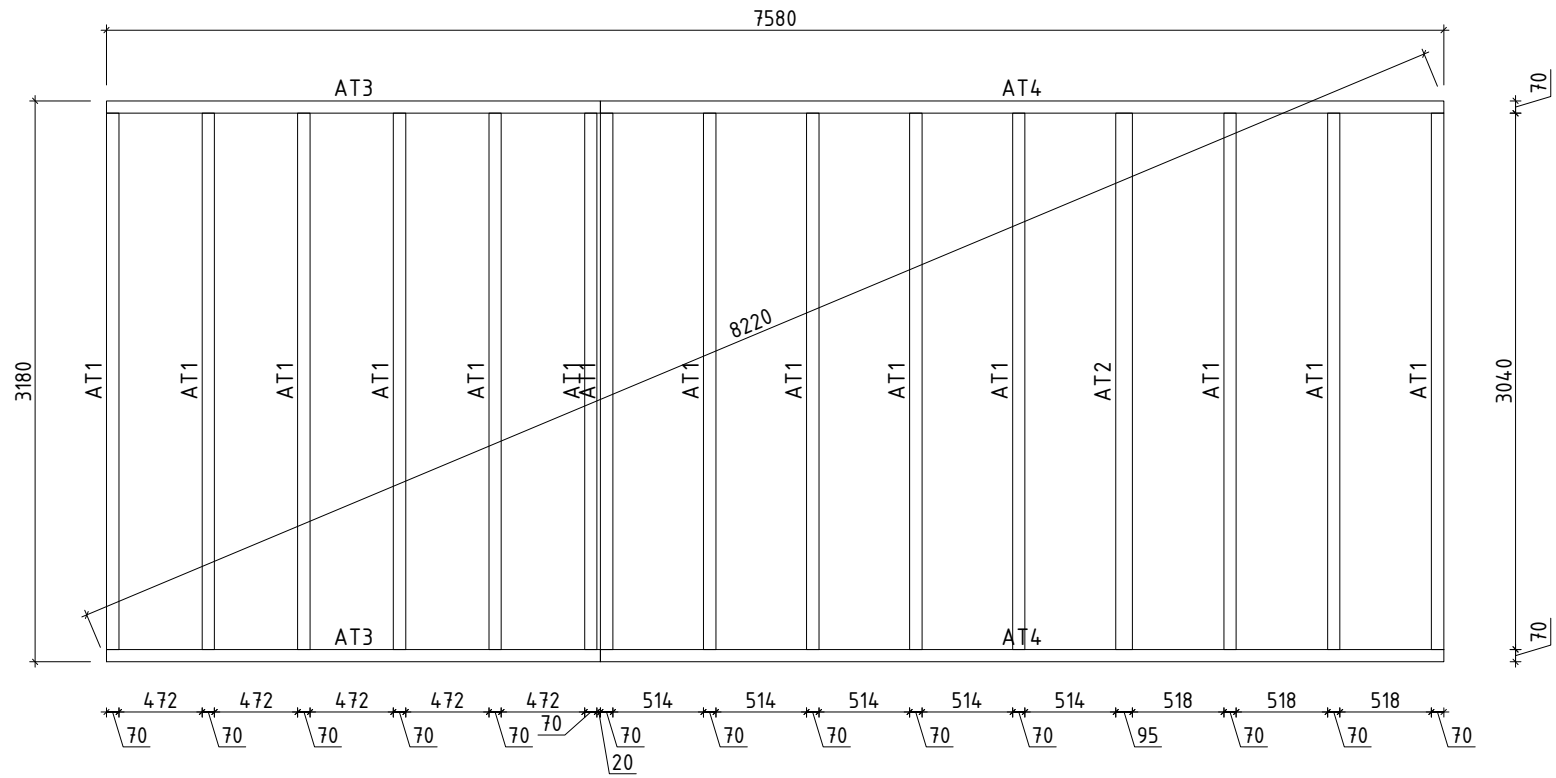

 www.hansa24.com	Name	Super Lucas E 340x500+VD+Terr 44	SKU	G0246
	Drawing/Zeichnung	3D	Format	A3
	Profile/Profil	4.4x13.5	Scale/Maßstab	Date

H = 1.500 m
TOTAL: 23.10 m²

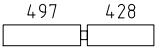
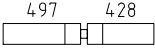

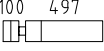















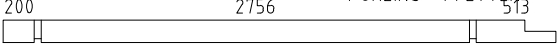

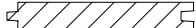







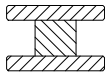



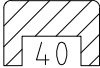

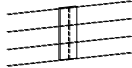
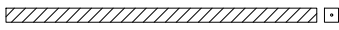







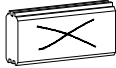







 www.hansa24.com	Name Super Lucas E 340x500+VD+Terr 44		SKU G0246
	Drawing/Zeichnung Plan_Grundplan		Format A3
	Profile/Profil 4.4x13.5	Scale/Maßstab 1:30	Date 19.01.2023










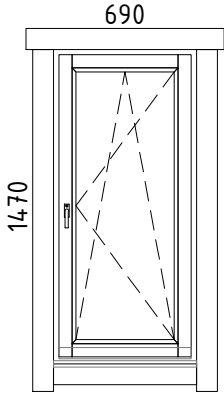



 www.hansa24.com	Name	Super Lucas E 340x500+VD+Terr 44		SKU	G0246
	Drawing/Zeichnung	Foundation plan_Lagerholzplan		Format	A3
	Profile/Profil	4.4x13.5	Scale/Maßstab	1:30	Date

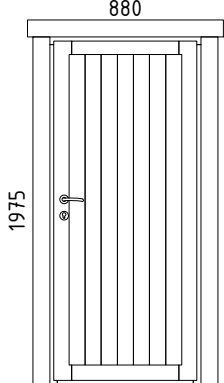



Pos	Model Super Lucas E 340x500+VD+Terr 44	Pcs	Profile (mm)	Length (mm)
	Notice! The gable pieces can be partly pre-assembled! Please notice - those differ from the description given in the specification list.			
	Achtung! Die Giebelbohlen können teilweise schon vormontiert sein! Bitte beachten - diese erscheinen nicht ganz so wie in der Teilleiste beschrieben.			
012	100 3112 spare log/Ersatzteile 100 	1	44x135	3400
001	100 2756 2912 	1	44x135	5878
002	100 2756 2912 	1	44x135	5878
003	100 2912 1756 100 	1	44x135	5000
004	100 2912 1756 100 	14	44x135	5000
005	2912 1756 200 	1	44x135	4978
006	2912 1756 200 	1	44x135	4978
007	2912 1756 100 	1	44x135	4878
008	200 3112 200 	3	44x135	3600
009	200 3112 200 	1	44x135	3600
010	100 2912 428 	3	44x135	3528
011	100 2912 428 	1	44x135	3528
012	100 3112 100 	33	44x135	3400
013	100 3112 100 	2	44x68	3400
014	100 3112 100 	1	44x135	3400
015	100 3112 100 	1	44x135	3400
016	200 2756 	1	44x135	3022
017	200 2756 	1	44x135	3022
018	100 2756 	1	44x135	2922
019	100 2606 	15	44x135	2750
020	1756 100 	2	44x135	1922
021	200 1534 	3	44x76	1778
022	200 1534 	1	44x76	1778
Kood	Super Lucas E 340x500+VD+Terr 44	Materjal	File	G0246 Super Lucas E 340x500+VD+Terr



Pos	Model Super Lucas E 340x500+VD+Terr 44	Pcs	Profile (mm)	Length (mm)
023		10	44x135	969
024		1	44x135	969
025		10	44x135	641
026		1	44x135	641
027		15	44x135	572
028		10	44x135	498
029		1	44x135	498
030		7	44x135	444
031		1	44x135	444
032		7	44x135	444
033		1	44x68	444
034		2	44x68	290
035		28	44x135	290
AT2	FOUNDATION BEAMS (impregnated) - FUNDAMENTHÖLZER (imprägniert) 	1	95x45	3040
AT4	FOUNDATION BEAMS (impregnated) - FUNDAMENTHÖLZER (imprägniert) 	2	70x45	4780
AT1	FOUNDATION BEAMS (impregnated) - FUNDAMENTHÖLZER (imprägniert) 	14	70x45	3040
AT3	FOUNDATION BEAMS (impregnated) - FUNDAMENTHÖLZER (imprägniert) 	2	70x45	2800
PR1	PURLINS - PFETTEN 	2	70x145	5643
PR4	PURLINS - PFETTEN 	1	70x145	4643
PR3	PURLINS - PFETTEN 	1	70x145	3557
PR2	PURLINS - PFETTEN 	2	70x145	2557
	ROOF BOARDS - DACHBRETTER 	71+1	113x18	3503
	FLOOR BOARDS - FUSSBODENBRETTER 	28+1	113x18	2907
	FLOOR BOARDS - FUSSBODENBRETTER 	28	113x18	1751
	TERRACE BOARDS - BRETTER 	26+1	120x28	2788
Kood	Super Lucas E 340x500+VD+Terr 44	Materjal	File	G0246 Super Lucas E 340x500+VD+Terr

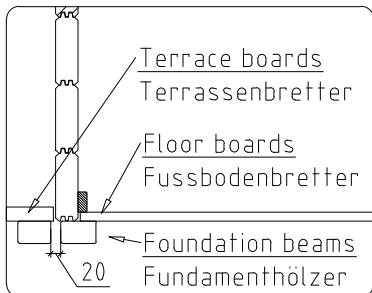
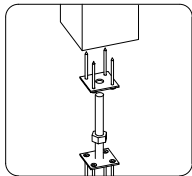
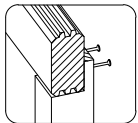
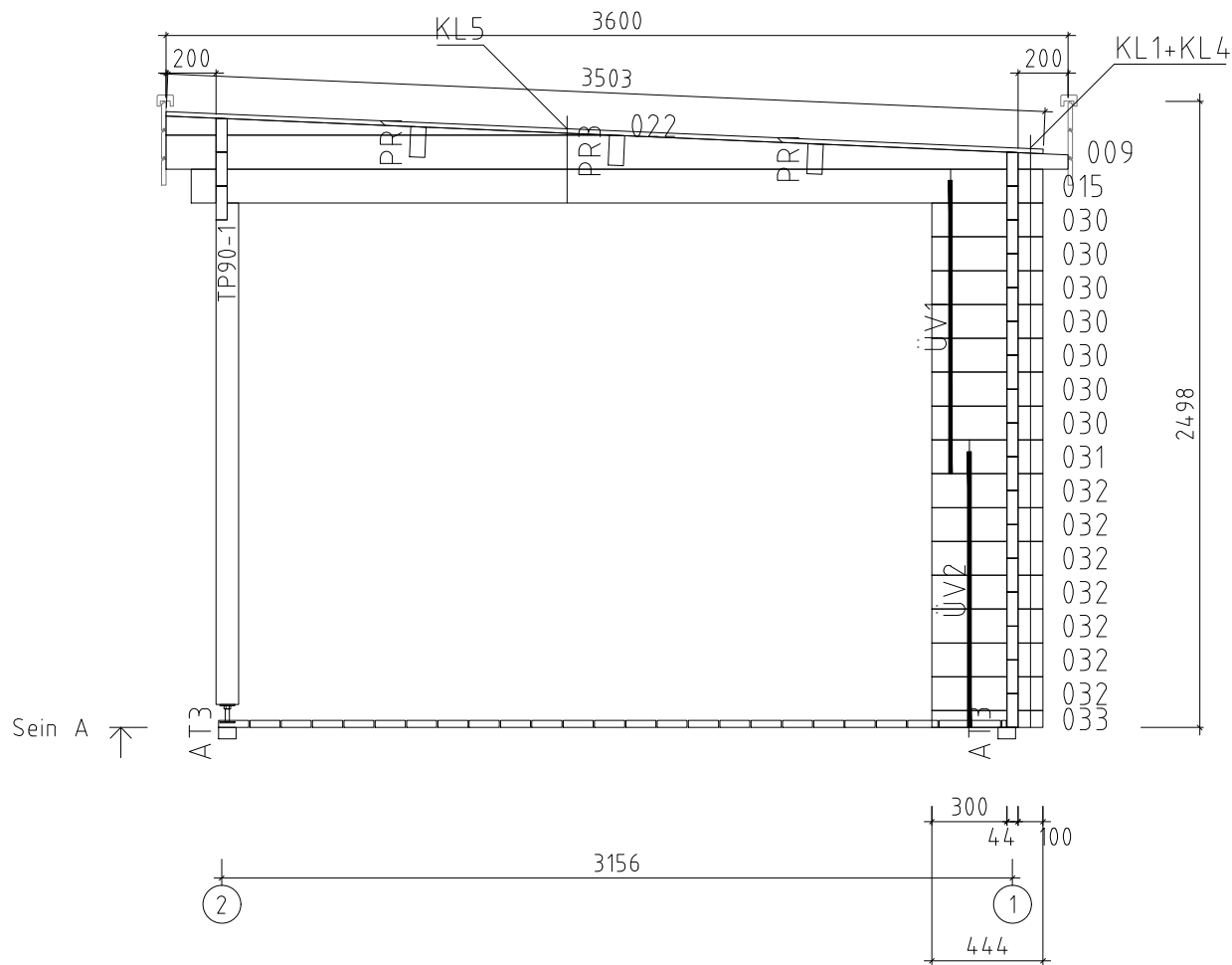
Pos	Model Super Lucas E 340x500+VD+Terr 44	Pcs	Profile (mm)	Length (mm)
	Ceiling mouldings - Deckenleisten (inside and outside - innen und außen) 		15x28	49 cm/lfm
	Floor mouldings - Fussbodenleisten 		18x40	23 cm/lfm
AD4 4-1	Adapter 44 	1	120x84	2093
RLI01-1	Eave slat - Traufenleiste 18x40 		18x40	16.4 cm/lfm
KAR1-1	Parapet - Blende 336 	2	18x336	3603
KAR 1-2	Parapet - Blende 336 	4	18x336	4018
KAR 2-1	Parapet cover - U-Profil für Blenden 		44x65	23.81 cm/lfm
KAR 3-1	Parapet support - Blendestütze 44x65 	10	44x65	200
KAR 4-1	Parapet- connecting slat - Blende- Verbindungsleiste 	2	18x120	336
TP90-1	Support post - Stützpfoste 90x90 v1 	1	90x90	2001
ÜV1	Metal bar - Metallstange Ø10 	1	Ø10	1170
ÜV2	Metal bar - Metallstange Ø10 	1	Ø10	1100
ÜV3	Metal bar - Metallstange Ø10 	2	Ø10	900
ÜV4	Metal bar - Metallstange Ø10 	2	Ø10	500
ÜV5	Metal bar - Metallstange Ø10 	6	Ø10	360
PJ01	Adjustable post support - Verstellbare Pfostenstütze M16 	1		
ML01	Connecting strip for wall logs - Verbindungsstreifen für Wandbalken 	5		
LK	Hit block - Schlaghölzer 	3		
N-0 2503	Nails - Nägel 2.5x60 for floor boards - für Fussbodenbretter 	560		
N-0 2501	Nails - Nägel vierkant 2.5x50 for ceiling boards - für Dachbretter 	710		
KR-0 3001	Screws - Schrauben 3.0x30 for ceiling mouldings - für Deckenleisten 	44		
KR-0 3002	Screws - Schrauben 3.0x30 for eave slats - für Traufenleisten 	32		
KR-0 3003	Screws - Schrauben 3.0x30 for floor mouldings - für Fussbodenleisten 	48		
KR-0 3004	Screws - Schrauben 3.0x30 for parapet connecting slat - für Verbindungsleiste des Blendes 	16		
KR-0 3005	Screws - Schrauben 3.0x30 for roof felt fillets - für Dachpappenleisten 	40		
Kood	Super Lucas E 340x500+VD+Terr 44	Materjal	File	G0246 Super Lucas E 340x500+VD+Terr

Pos	Model Super Lucas E 340x500+VD+Terr 44		Pcs	Profile (mm)	Length (mm)
KR-0 3522	Screws - Schrauben 3.5x45 C3 for connecting strip for wall logs - für Verbindungsstreifen für Wandbalken		20		
KR-0 3529	Screws - Schrauben 3.5x45 C3 for U-profile - für U-Profil		56		
KR-0 4201	Screws - Schrauben 4.2x55 C3 for terrace boards - für Terrassenbretter		312		
KR-0 5080	Screws - Schrauben 5.0x100 for foundation beams - für Fundamenthölzer		76		
KR-0 5081	Screws - Schrauben 5.0x100 for parapet supports - für Blendestützen		20		
KR-0 5031	Screws - Schrauben 5.0x70 C3 for parapet fastening - für Blendenbefestigung		56		
KR-0 5033	Screws - Schrauben 5.0x70 C3 for post supports - für Pfostenstützen		4		
KR-0 5034	Screws - Schrauben 5.0x70 C3 for support posts - für Stützpfeiler		2		
KL1	Threaded rod - Gewindestange M8		7		2000
KL2	Threaded rod - Gewindestange M8		3		469
KL3	Threaded rod - Gewindestange M8		2		435
KL4	Threaded rod - Gewindestange M8		4		393
KL5	Threaded rod - Gewindestange M8		1		376
KL03-1	Threaded rod for purlins - Gewindestange für die Pfetten M12		6		150
M03	Nut for purlins - Mutter für die Pfetten M12		12		
SE32	Washer for purlins - Scheibe für die Pfetten M12x37		12		
	Nut - Mutter M8		10		
	Washer - Scheibe M8x24		10		
	Extended nut - Langmutter M8		7		
	Drive-in nut - Einschlagmutter M8		10		
Kood	Super Lucas E 340x500+VD+Terr 44	Materjal	File	G0246 Super Lucas E 340x500+VD+Ter	

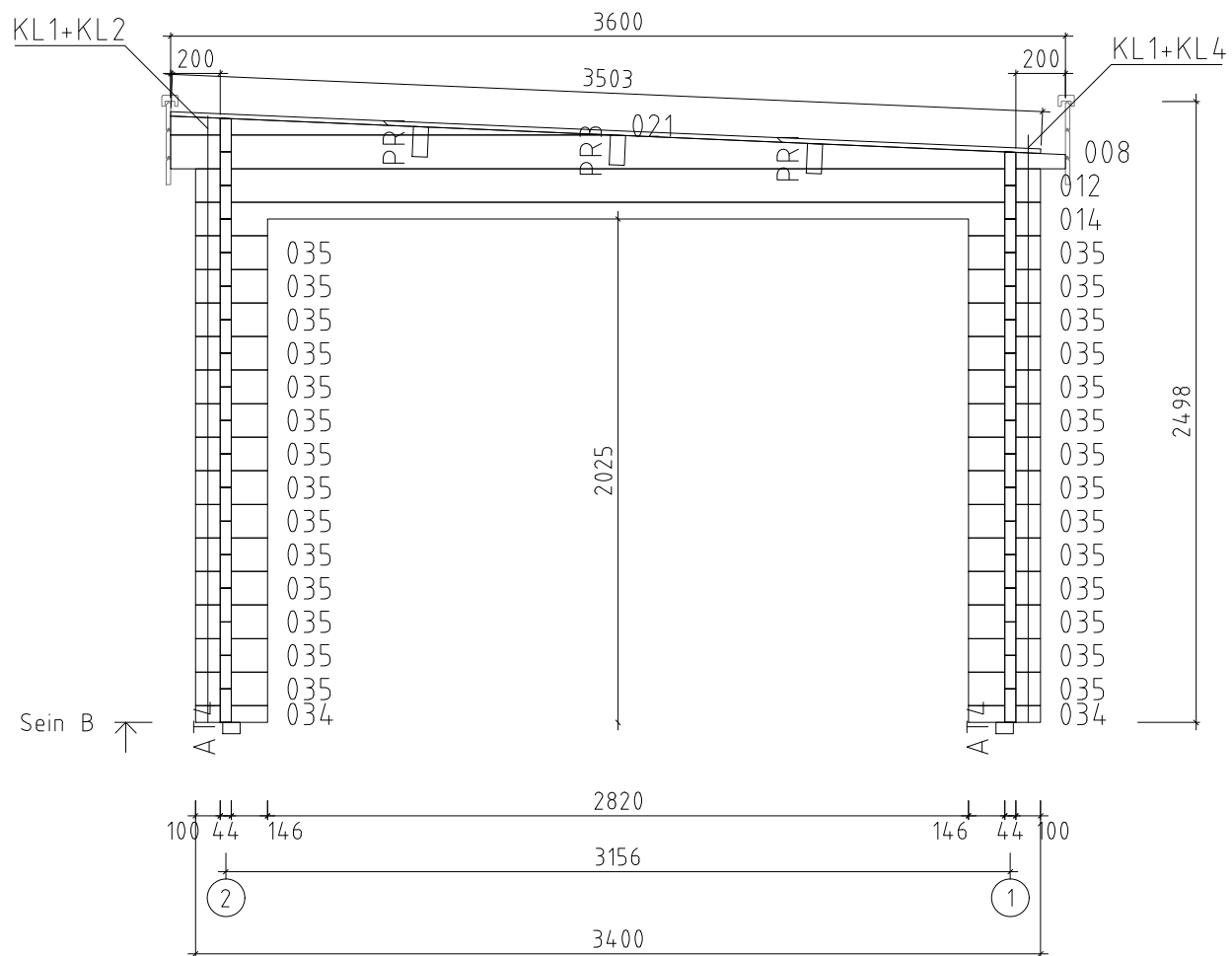
Pos	Model Super Lucas E 340x500+VD+Terr 44	Pcs	Profile (mm)	Length (mm)
	<p style="text-align: center;">WINDOW 690x1470 W5-S44P-0XT-06901470</p> <div style="display: flex; align-items: center;">  <div style="margin-left: 20px;"> <p><u>W119-PT</u></p> <p>Right handed - DIN rechts Tempered glass - Gehärtetes Glas Opens inside - Öffnet innen</p> </div> </div>	2		
VIHM 01-1	Rain deflector - Regenabweiser		36x134	890
KR-0 3524	Screws - Schrauben 3.5x45 C3 for door and window trims - für Tür- und Fensterleisten		48	
KR-0 4001	Screws - Schrauben 4.0x60 C3 for rain deflector - für Regenabweiser		6	
Kood	Super Lucas E 340x500+VD+Terr 44	Materjal	File G0246 Super Lucas E 340x500+VD+Ter	

Pos	Model Super Lucas E 340x500+VD+Terr 44	Pcs	Profile (mm)	Length (mm)
	DOOR 880x1975 D5-S44R-XXX-08801975  D103-RX Right handed - DIN rechts Opens outside - Öffnet aussen	1		
VIHM 01-2	Rain deflector - Regenabweiser		36x134	1080
KR-0 3524	Screws - Schrauben 3.5x45 C3 for door and window trims - für Tür- und Fensterleisten			26
KR-0 4001	Screws - Schrauben 4.0x60 C3 for rain deflector - für Regenabweiser			3
Kood	Super Lucas E 340x500+VD+Terr 44	Materjal	File	G0246 Super Lucas E 340x500+VD+Terr


Pos	Model Super Lucas E 340x500+VD+Terr 44	Pcs	Profile (mm)	Length (mm)
	DOOR 2800x1975 D5-U44R-0XT-28001975  D440-RT Right handed - DIN rechts Tempered glass - Gehärtetes Glas Opens outside - Öffnet aussen	1		
KR-0 3524	Screws - Schrauben 3.5x45 C3 for door and window trims - für Tür- und Fensterleisten 	38		
Kood	Super Lucas E 340x500+VD+Terr 44	Materjal	File	G0246 Super Lucas E 340x500+VD+Ter




Name	Super Lucas E 340x500+VD+Terr 44	SKU	G0246
Drawing/Zeichnung	Wall/Wand A	Format	A4
Profile/Profil	4.4x13.5	Scale/Maßstab	1:30
Date	16.08.2023		



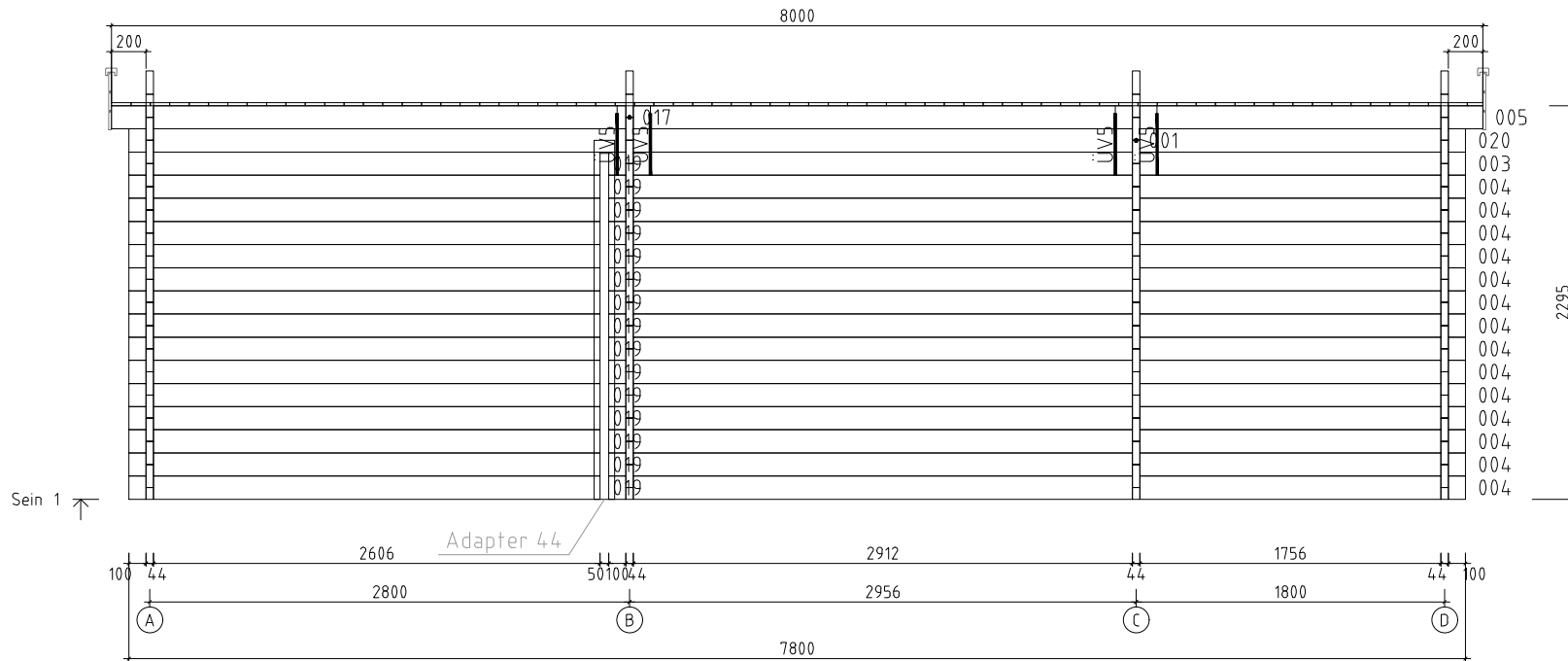
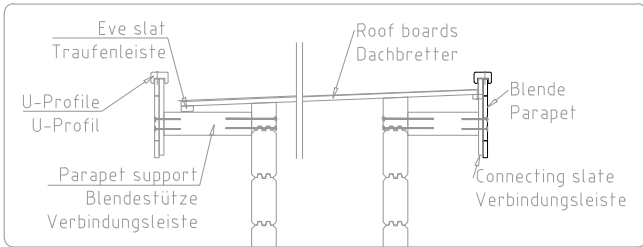
Name	Super Lucas E 340x500+VD+Terr 44	SKU	G0246
Drawing/Zeichnung	Wall/Wand B	Format	A4
Profile/Profil	4.4x13.5	Scale/Maßstab	1:30
		Date	16.08.2023





Name	Super Lucas E 340x500+VD+Terr 44	SKU	G0246
Drawing/Zeichnung	Wall/Wand C	Format	A4
Profile/Profil	4.4x13.5	Scale/Maßstab	1:30
		Date	16.08.2023



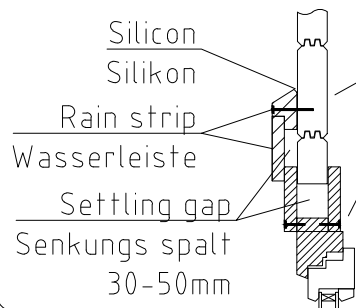
Name	Super Lucas E 340x500+VD+Terr 44	SKU	G0246
Drawing/Zeichnung	Wall/Wand D	Format	A4
Profile/Profil	4.4x13.5	Scale/Maßstab	1:30
Date	16.08.2023		



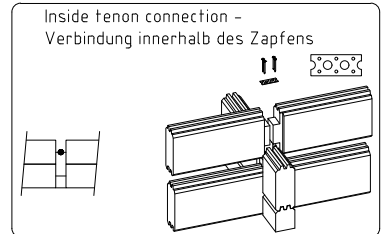
 www.hansa24.com	Name Super Lucas E 340x500+VD+Terr 44		SKU G0246
	Drawing/Zeichnung Wall/Wand 1		Format A3
	Profile/Profil 4.4x13.5	Scale/Maßstab 1:30	Date 16.08.2023




Rain strip / Wasserleiste



Pay attention to the position of the screws!
Achten Sie auf die Position der Schrauben!



 www.hansa24.com	Name Super Lucas E 340x500+VD+Terr 44		SKU G0246
	Drawing/Zeichnung Wall/Wand 2		Format A3
Profile/Profil 4.4x13.5	Scale/Maßstab 1:30	Date 16.08.2023	