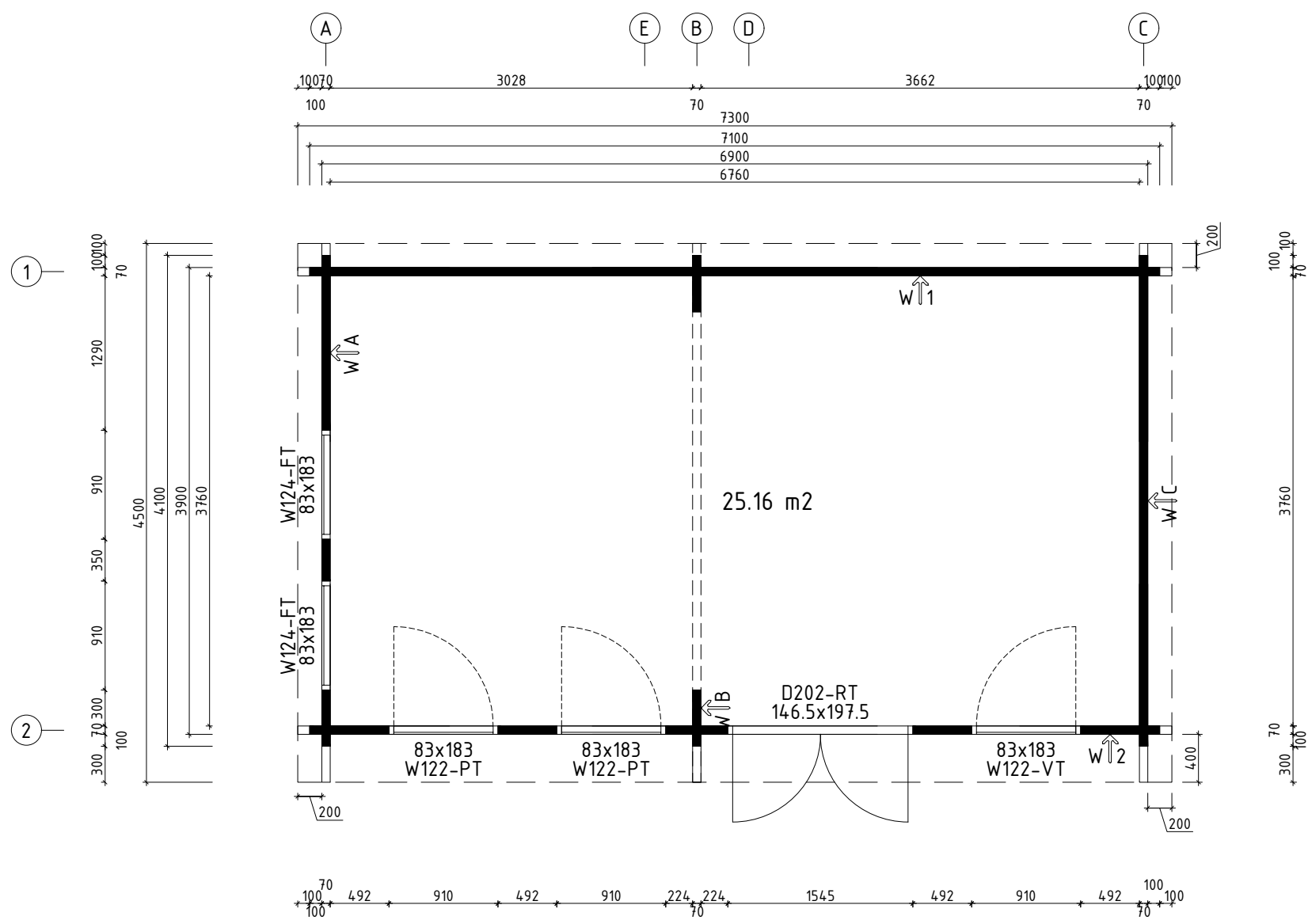

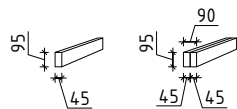
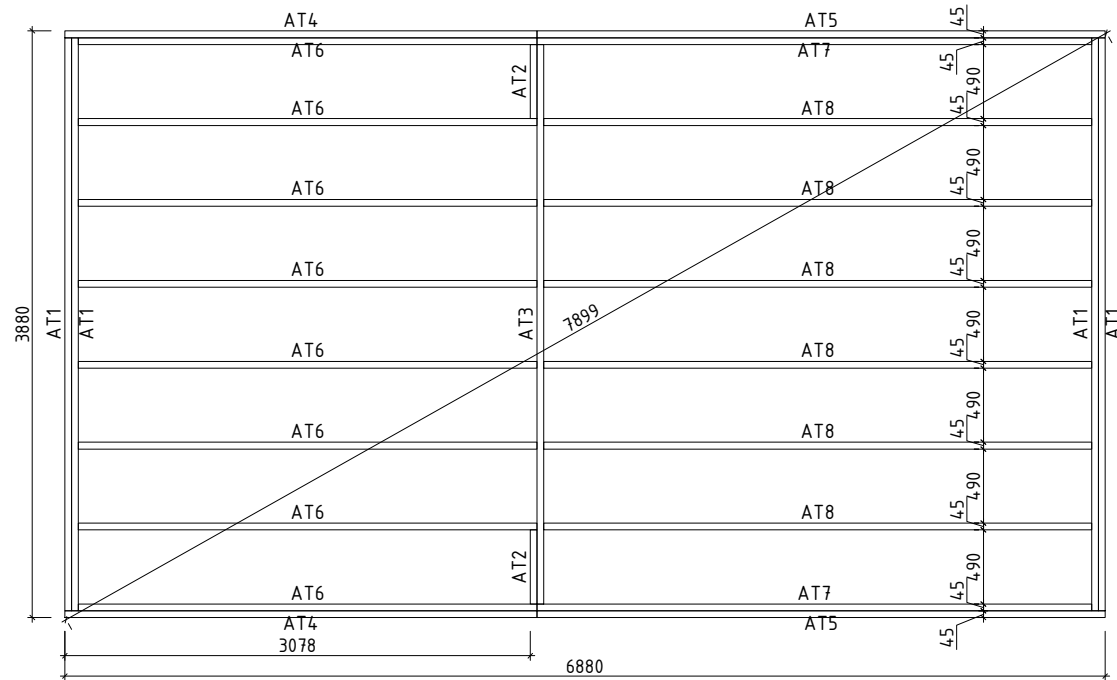
 www.hansa24.com	Name		Garden Room E 410x710 70	SKU	G0251
	Drawing/Zeichnung		3D	Format	A4
	Profile/Profil	7x13.5	Scale/Maßstab	Date	


H = 1.790 m  
TOTAL: 25.15 m<sup>2</sup>

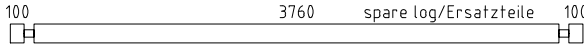


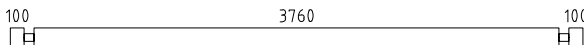
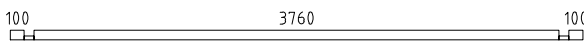
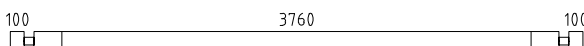
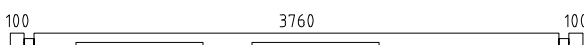

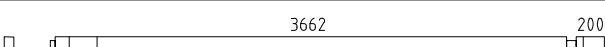
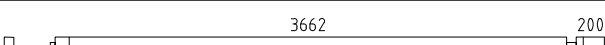

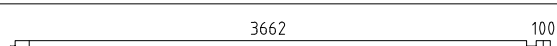
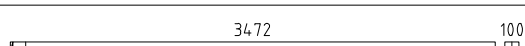
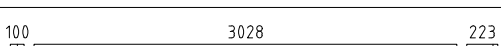
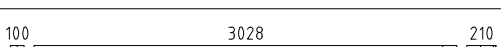


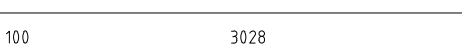
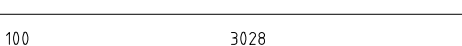
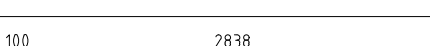























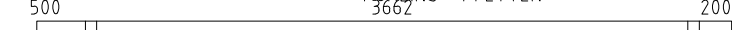



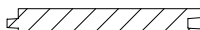




Opening and fixed window positions can be interchanged.  
Positionen für feststehende Fenster und Fenster zum Öffnen können miteinander getauscht werden.



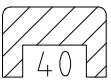
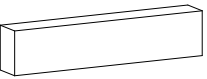
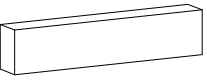
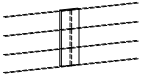
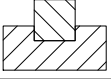
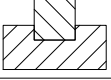
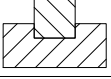






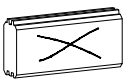





 <a href="http://www.hansa24.com">www.hansa24.com</a>	Name Garden Room E 410x710 70		SKU G0251
	Drawing/Zeichnung Plan_Grundplan		Format A4
	Profile/Profil 7x13.5	Scale/Maßstab 1:50	Date 12.03.2023




















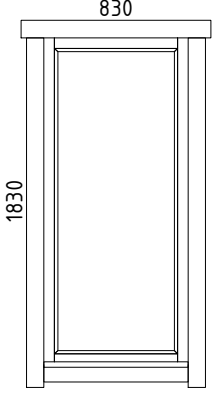



 <a href="http://www.hansa24.com">www.hansa24.com</a>	Name Garden Room E 410x710 70		SKU G0251
	Drawing/Zeichnung Foundation plan_Lagerholzplan		Format A4
	Profile/Profil 7x13.5	Scale/Maßstab 1:50	Date 12.03.2023

Pos	Model Garden Room E 410x710 70	Pcs	Profile (mm)	Length (mm)
	Notice! The gable pieces can be partly pre-assembled! Please notice - those differ from the description given in the specification list.			
	Achtung! Die Giebelbohlen können teilweise schon vormontiert sein! Bitte beachten - diese erscheinen nicht ganz so wie in der Teilliste beschrieben.			
003		1	70x135	4100
001		3	70x135	4500
002		2	70x135	4112
003		18	70x135	4100
004		2	70x68	4100
005		1	70x135	4100
006		1	70x135	4100
007		1	70x135	4100
008		1	70x122	3967
009		1	70x135	3967
010		5	70x135	3867
011		8	70x135	3867
012		3	70x135	3642
013		1	70x135	3491
014		3	70x135	3478
015		1	70x122	3333
016		1	70x135	3333
017		10	70x135	3233
018		3	70x135	3233
019		2	70x135	3008
020		3	70x68	2115
021		1	70x135	2064
022		13	70x135	1460
023		28	70x135	662
024		13	70x135	517
025		1	70x135	517
Kood	Garden Room E 410x710 70	Materjal	File G0251 Garden Room E 410x710 70	EL410x710170.dwg

Pos	Model Garden Room E 410x710 70	Pcs	Profile (mm)	Length (mm)
026		28	70x135	492
027		2	70x68	470
028		14	70x135	470
029		4	70x135	470
030		10	70x135	470
031		13	70x135	470
032		13	70x135	350
AT1	FOUNDATION BEAMS (impregnated) - FUNDAMENTHÖLZER (imprägniert) 	4	45x95	3790
AT5	FOUNDATION BEAMS (impregnated) - FUNDAMENTHÖLZER (imprägniert) 	2	45x95	3757
AT3	FOUNDATION BEAMS (impregnated) - FUNDAMENTHÖLZER (imprägniert) 	1	45x95	3700
AT7	FOUNDATION BEAMS (impregnated) - FUNDAMENTHÖLZER (imprägniert) 	2	45x95	3667
AT8	FOUNDATION BEAMS (impregnated) - FUNDAMENTHÖLZER (imprägniert) 	6	45x95	3622
AT4	FOUNDATION BEAMS (impregnated) - FUNDAMENTHÖLZER (imprägniert) 	2	45x95	3123
AT6	FOUNDATION BEAMS (impregnated) - FUNDAMENTHÖLZER (imprägniert) 	8	45x95	3033
AT2	FOUNDATION BEAMS (impregnated) - FUNDAMENTHÖLZER (imprägniert) 	2	45x95	490
PR4	PURLINS - PFETTEN 	2	70x145	4502
PR1	PURLINS - PFETTEN 	2	70x145	3868
PR2	PURLINS - PFETTEN 	2	70x145	3632
PR3	PURLINS - PFETTEN 	2	70x145	2998
	ROOF BOARDS - DACHBRETTER 	65+1	113x18	4402
	FLOOR BOARDS - FUSSBODENBRETTER 	60+1	113x28	3755
	Ceiling mouldings - Deckenleisten (inside and outside - innen und außen) 		15x28	47 rm/lfm
	Floor mouldings - Fussbodenleisten 		14x55	23 rm/lfm
RLI01-1	Eave slat - Traufenleiste 18x40 		18x40	15 rm/lfm
Kood	Garden Room E 410x710 70	Materjal	File	G0251 Garden Room E 410x710270.dwg

Pos	Model Garden Room E 410x710 70	Pcs	Profile (mm)	Length (mm)
KAR1-1	Parapet - Blende 336 	4	18x336	3668
KAR1-2	Parapet - Blende 336 	2	18x336	4502
KAR2-1	Parapet cover - U-Profil für Blenden 		44x65	24.2 cm/lfm
KAR3-1	Parapet support - Blendestütze 44x65 	6	44x65	200
KAR3-2	Parapet support - Blendestütze 44x65 	6	44x65	400
KAR4-1	Parapet- connecting slat - Blende- Verbindungsleiste 	2	18x120	330
	T-strip - T-Leiste 70 	4		1695
	T-strip - T-Leiste 70 	6		1830
	T-strip - T-Leiste 70 	2		1965
ÜV1	Metal bar - Metallstange Ø10 	2	Ø10	1240
ÜV2	Metal bar - Metallstange Ø10 	2	Ø10	1170
ÜV3	Metal bar - Metallstange Ø10 	4	Ø10	1040
ÜV4	Metal bar - Metallstange Ø10 	2	Ø10	480
ÜV5	Metal bar - Metallstange Ø10 	4	Ø10	360
ML01	Connecting strip for wall logs - Verbindungsstreifen für Wandbalken 	15		
LK	Hit block - Schlaghölzer 	3		
N-0 2503	Nails - Nägel 2.5x60 for floor boards - für Fussbodenbretter 	960		
N-0 2501	Nails - Nägel vierkant 2.5x50 for ceiling boards - für Dachbretter 	780		
KR-0 3001	Screws - Schrauben 3.0x30 for ceiling mouldings - für Deckenleisten 	88		
KR-0 3002	Screws - Schrauben 3.0x30 for eave slats - für Traufenleisten 	32		
KR-0 3003	Screws - Schrauben 3.0x30 for floor mouldings - für Fussbodenleisten 	44		
Kood	Garden Room E 410x710 70	Materjal	File	G0251 Garden Room E 410x710 70.dwg

Pos	Model Garden Room E 410x710 70		Pcs	Profile (mm)	Length (mm)
KR-0 3004	Screws - Schrauben 3.0x30 for parapet connecting slat - für Verbindungsleiste des Blendes		16		
KR-0 3005	Screws - Schrauben 3.0x30 for roof felt fillets - für Dachpappenleisten		36		
KR-0 3522	Screws - Schrauben 3.5x45 C3 for connecting strip for wall logs - für Verbindungsstreifen für Wandbalken		60		
KR-0 3529	Screws - Schrauben 3.5x45 C3 for U-profile - für U-Profil		52		
KR-0 5080	Screws - Schrauben 5.0x100 for foundation beams - für Fundamenthölzer		108		
KR-0 5031	Screws - Schrauben 5.0x70 C3 for parapet fastening - für Blendenbefestigung		60		
KR-0 6021	Screws - Schrauben 6.0x140 for parapet supports - für Blendestützen		24		
KL1	Threaded rod - Gewindestange M8		4		2000
KL2	Threaded rod - Gewindestange M8		2		447
KL3	Threaded rod - Gewindestange M8		1		422
KL4	Threaded rod - Gewindestange M8		2		325
KL03-1	Threaded rod for purlins - Gewindestange für die Pfetten M12		8		150
M03	Nut for purlins - Mutter für die Pfetten M12		16		
SE32	Washer for purlins - Scheibe für die Pfetten M12x37		16		
	Nut - Mutter M8		5		
	Washer - Scheibe M8x24		5		
	Extended nut - Langmutter M8		4		
	Drive-in nut - Einschlagmutter M8		5		
Kood	Garden Room E 410x710 70	Materjal	File	G0251 Garden Room E 410x710470	dwg

Pos	Model Garden Room E 410x710 70	Pcs	Profile (mm)	Length (mm)
	<p>WINDOW 830x1830 W5-S70F-0XT-08301830</p> <div style="display: flex; align-items: center;"> <div style="text-align: center; margin-right: 20px;">  </div> <div> <p><u>W124-FT</u> Tempered glass - Gehärtetes Glas Fixed - Fix</p> </div> </div>	2		
VIHM 01-1	Rain deflector - Regenabweiser		36x134	1030
KR-0 3524	Screws - Schrauben 3.5x45 C3 for door and window trims - für Tür- und Fensterleisten		48	
KR-0 4001	Screws - Schrauben 4.0x60 C3 for rain deflector - für Regenabweiser		4	
Kood	Garden Room E 410x710 70	Materjal	File	G0251 Garden Room E 410x710570.dwg

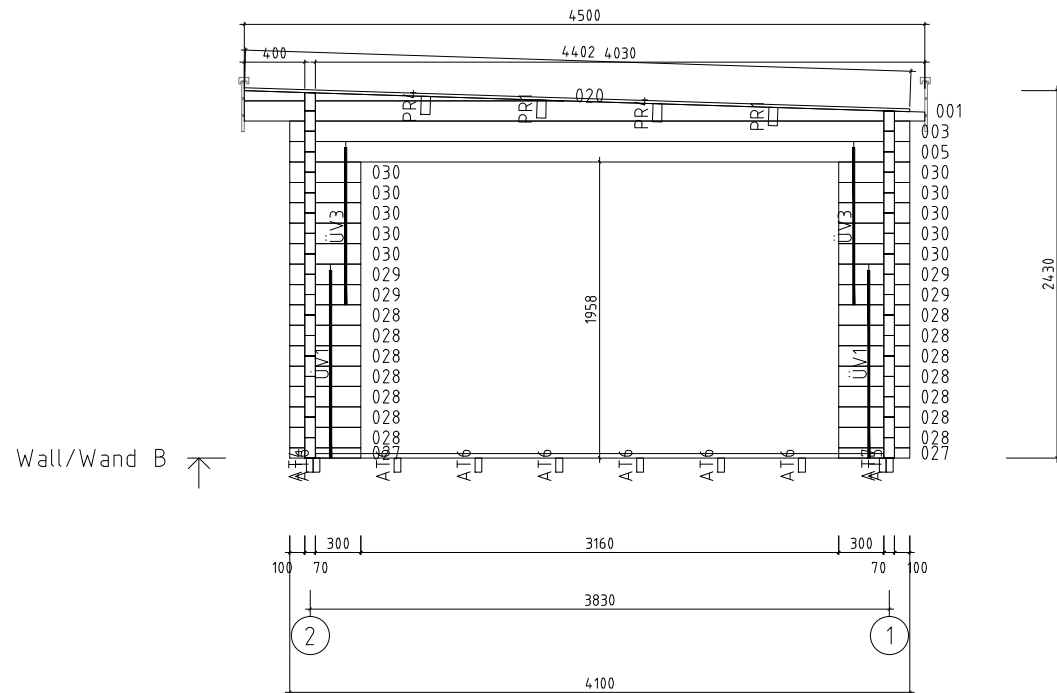




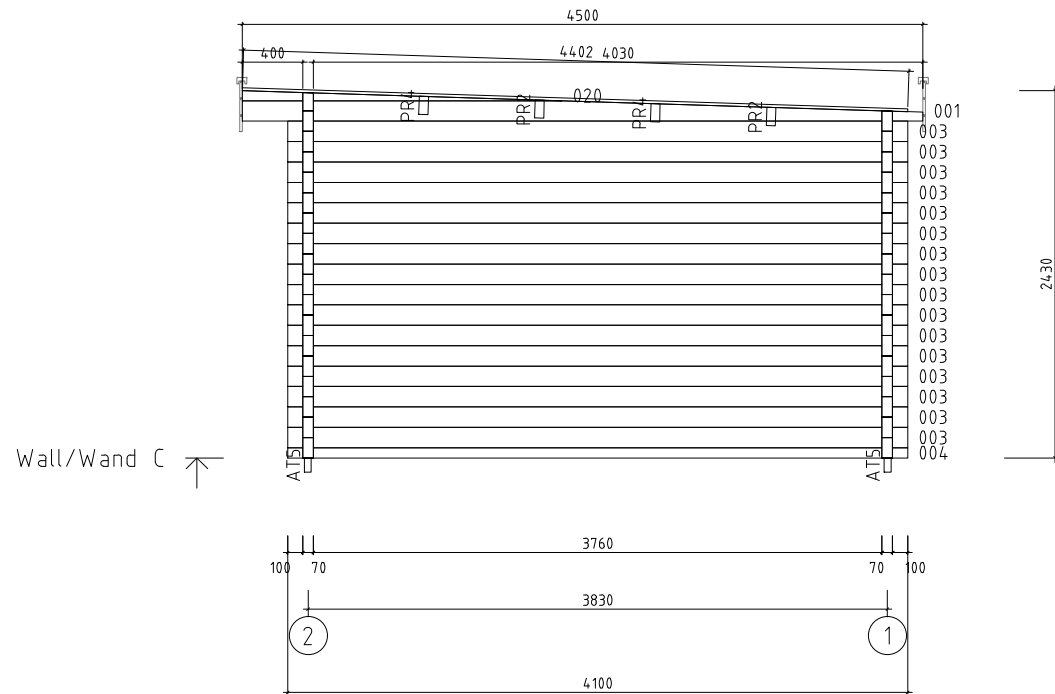








Name	Garden Room E 410x710 70	SKU	G0251
Drawing/Zeichnung	Wall/Wand B	Format	A4
Profile/Profil	7x13.5	Scale/Maßstab	1:50
		Date	19.06.2023



Wall/Wand C ↗



Name	Garden Room E 410x710 70	SKU	G0251
Drawing/Zeichnung	Wall/Wand C	Format	A4
Profile/Profil	7x13.5	Scale/Maßstab	1:50
		Date	19.06.2023



