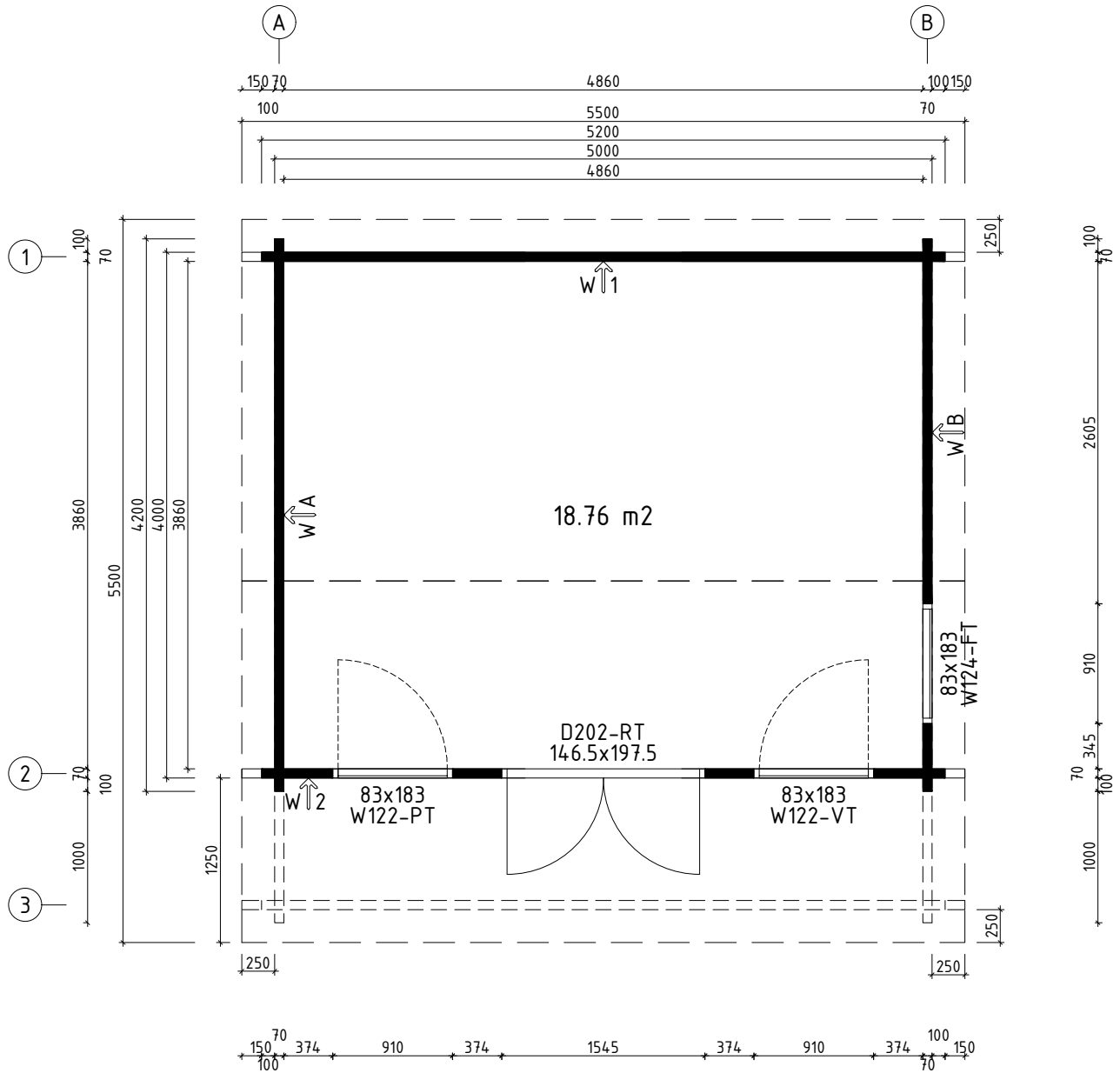

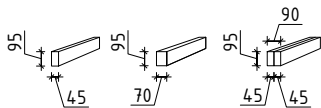
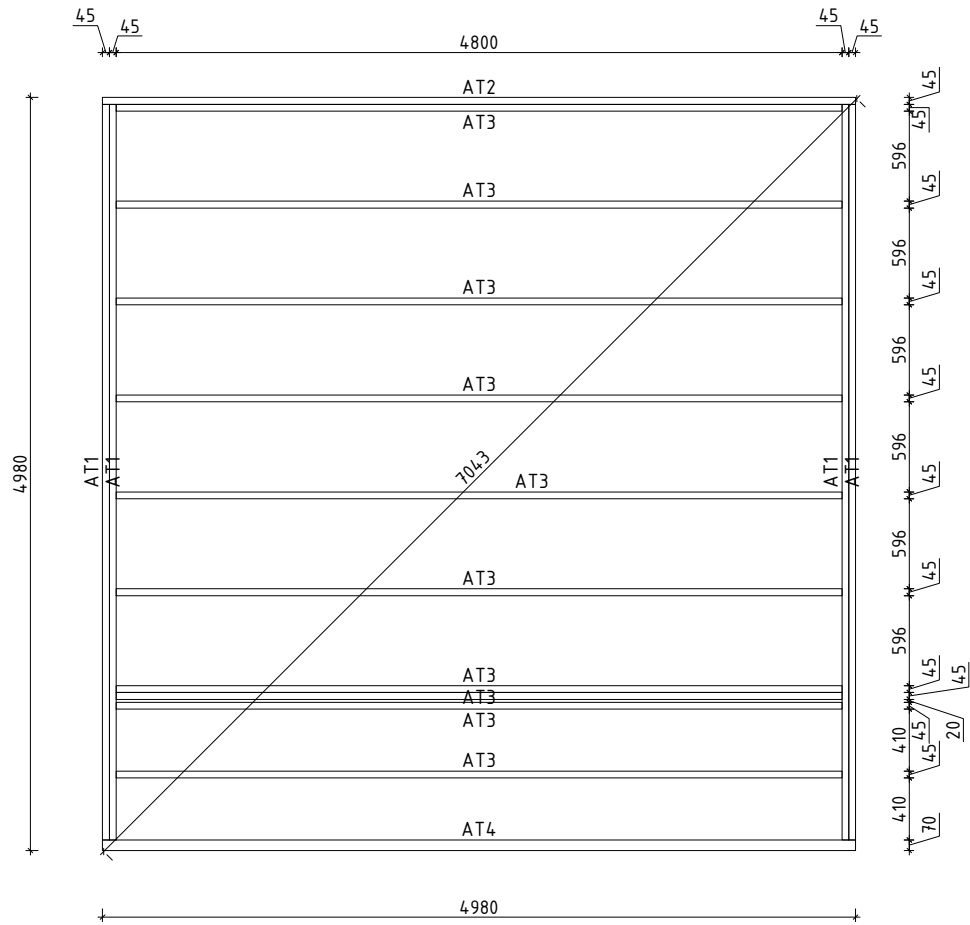
 www.hansa24.com	Name		Costa A 420x520+SD 70	SKU	G0259
	Drawing/Zeichnung		3D	Format	A4
	Profile/Profil	7x13.5	Scale/Maßstab	Date	


H = 1.790 m
TOTAL: 23.28 m²

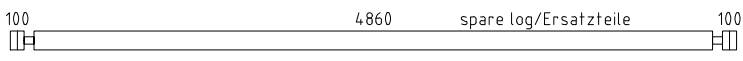
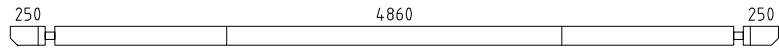
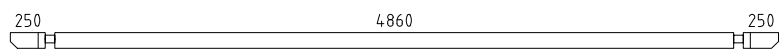


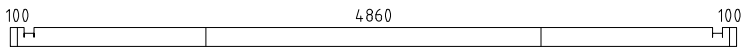
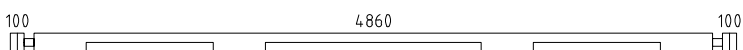
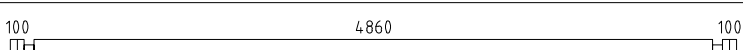
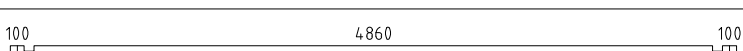

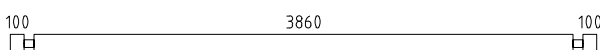
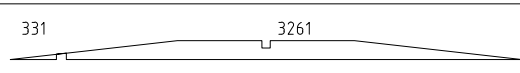
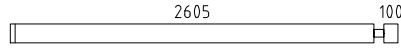






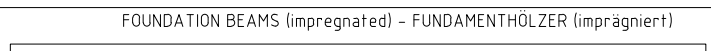
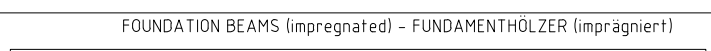
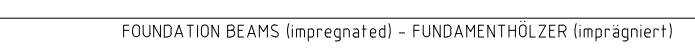
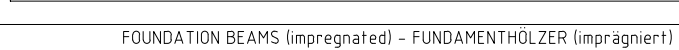
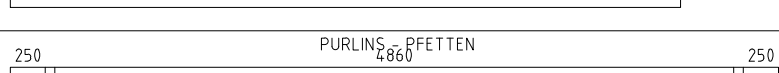
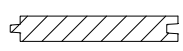
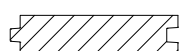


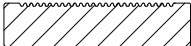






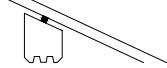
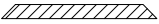
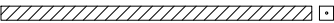















Opening and fixed window positions can be interchanged.
Positionen für feststehende Fenster und Fenster zum Öffnen können miteinander getauscht werden.

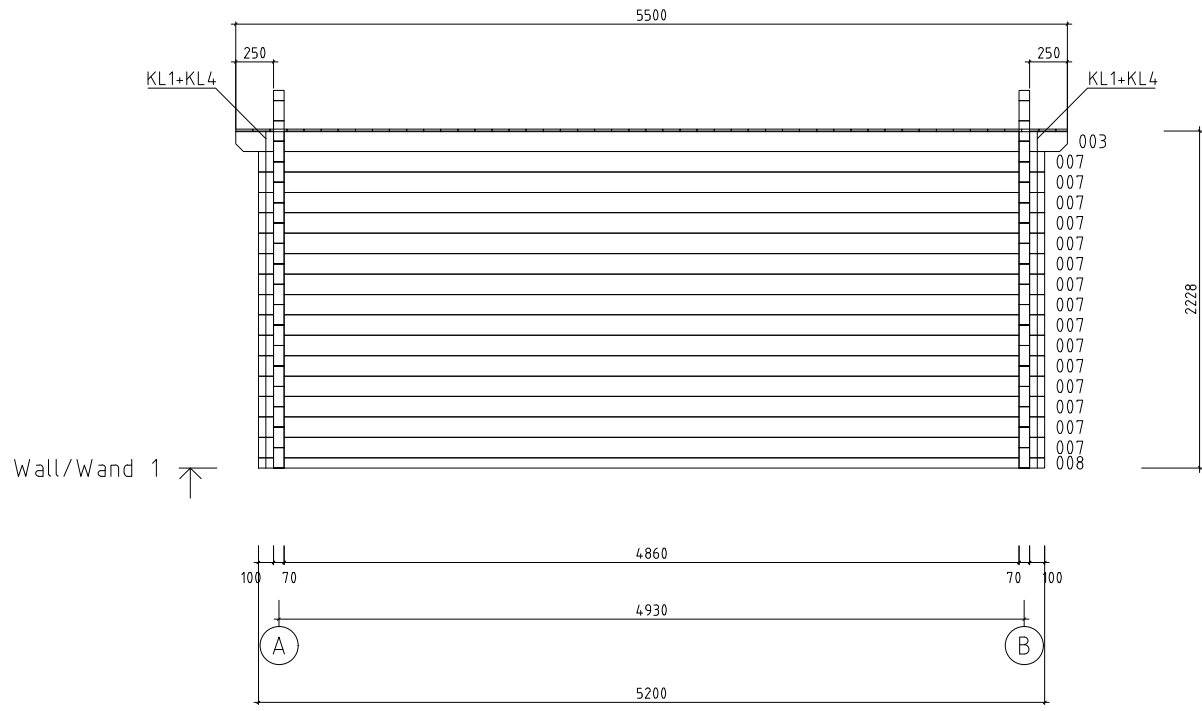
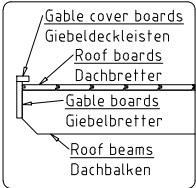
 www.hansa24.com	Name		Costa A 420x520+SD 70		SKU	G0259
	Drawing/Zeichnung		Plan_Grundplan		Format	A4
	Profile/Profil	7x13.5	Scale/Maßstab	1:50	Date	20.02.2023




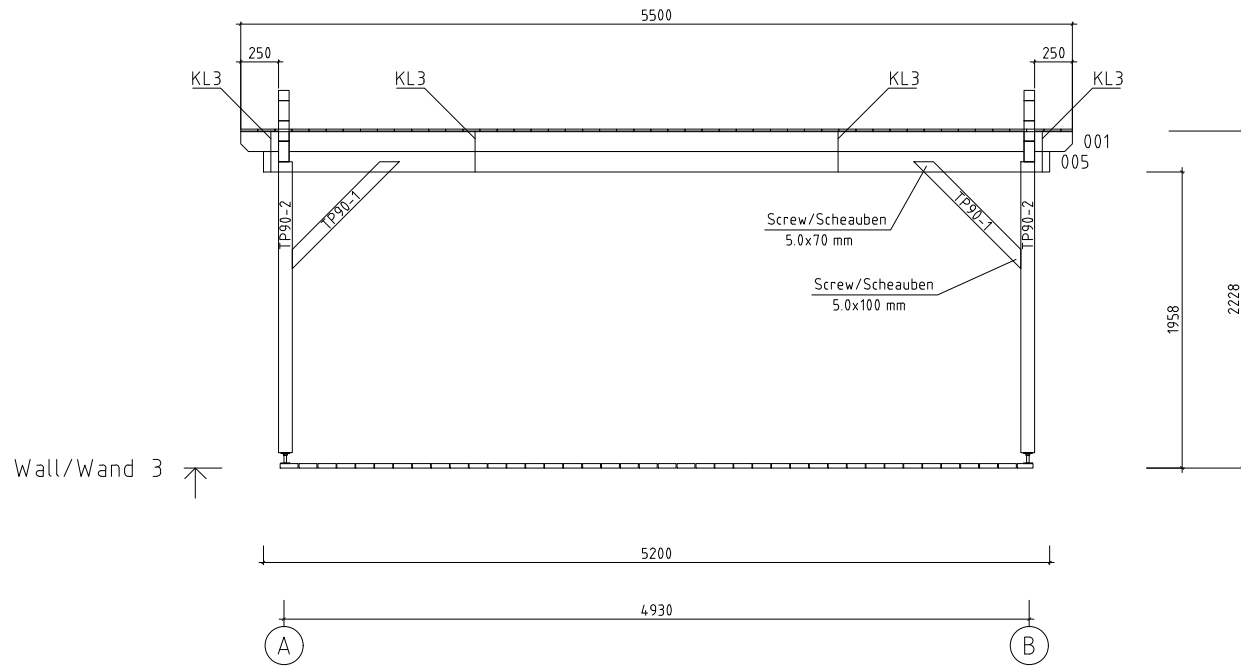
 www.hansa24.com	Name		Costa A 420x520+SD 70	SKU	G0259
	Drawing/Zeichnung		Foundation plan_Lagerholzplan	Format	A4
	Profile/Profil	7x13.5	Scale/Maßstab	1:50	Date


Pos	Model Costa A 420x520+SD 70	Pcs	Profile (mm)	Length (mm)
	Notice! The gable pieces can be partly pre-assembled! Please notice - those differ from the description given in the specification list.			
	Achtung! Die Giebelbohlen können teilweise schon vormontiert sein! Bitte beachten - diese erscheinen nicht ganz so wie in der Teilliste beschrieben.			
007		1	70x135	5200
001		1	70x135	5500
002		1	70x113	5500
003		1	70x135	5500
004		2	70x135	5200
005		1	70x135	5200
006		1	70x135	5200
007		16	70x135	5200
008		1	70x68	5200
009		2	70x135	5200
010		16	70x135	4200
011		2	70x135	3663
012		14	70x135	2775
013		2	70x135	1828
014		2	70x68	1828
015		4	70x68	604
016		26	70x135	544
017		14	70x135	515
018		26	70x135	374
AT4	FOUNDATION BEAMS (impregnated) - FUNDAMENTHÖLZER (imprägniert) 	1	70x95	4980
AT2	FOUNDATION BEAMS (impregnated) - FUNDAMENTHÖLZER (imprägniert) 	1	45x95	4980
AT1	FOUNDATION BEAMS (impregnated) - FUNDAMENTHÖLZER (imprägniert) 	4	45x95	4865
AT3	FOUNDATION BEAMS (impregnated) - FUNDAMENTHÖLZER (imprägniert) 	10	45x95	4800
PR1	PURLINS - PFETTEN 	7	70x145	5500
	ROOF BOARDS - DACHBRETTER 	98+1	113x18	2767
	FLOOR BOARDS - FUSSBODENBRETTER 	43+1	113x28	3855
Kood	Costa A 420x520+SD 70	Materjal	File	G0259 Costa A 420x520+SD 70.dwg

Pos	Model Costa A 420x520+SD 70		Pcs	Profile (mm)	Length (mm)
	TERRACE BOARDS - BRETTER		40+1	120x28	988
	Ceiling mouldings - Deckenleisten (inside and outside - innen und außen)			15x28	48 cm/lfm
	Floor mouldings - Fussbodenleisten			14x55	19 cm/lfm
RLA 01-1	Eave board - Traufenbrett 18x95		2	18x95	5500
RLI01-1	Eave slat - Traufenleiste 18x40			18x40	12 cm/lfm
VLA 02-1	Gable board - Giebelbrett 18x120	6.4° 	4	18x120	2867
VKL 02-1	Gable cover slat - Giebeldeckleiste 18x58		4	18x58	2867
TH01-1	Seal tape (upper log on sidewalls) - Dichtungsband (letzte bohlenkranz seitenwänder)		1		11 cm/lfm
TP90-1	Support post - Stützpfoste 90x90 v45.1 + mirrored	45°  45°	1+1	90x90	1000
TP9 0-2	Support post - Stützpfoste 90x90 v1		2	90x90	1923
	T-strip - T-Leiste 70		4		1695
	T-strip - T-Leiste 70		2		1830
	T-strip - T-Leiste 70		2		1898
PJ01	Adjustable post support - Verstellbare Pfostenstütze M16		2		
GD01	Diamond - Diamant		2		
LK	Hit block - Schlaghölzer		3		
N-0 2503	Nails - Nägel 2.5x60 for floor boards - für Fussbodenbretter		602		
N-0 2501	Nails - Nägel vierkant 2.5x50 for ceiling boards - für Dachbretter		980		
KR-0 3001	Screws - Schrauben 3.0x30 for ceiling mouldings - für Deckenleisten		62		
KR-0 3002	Screws - Schrauben 3.0x30 for eave slats - für Traufenleisten		24		
KR-0 3003	Screws - Schrauben 3.0x30 for floor mouldings - für Fussbodenleisten		36		
KR-0 3523	Screws - Schrauben 3.5x45 C3 for diamonds - für Diamanten		4		
KR-0 3525	Screws - Schrauben 3.5x45 C3 for eave boards - für Traufenbretter		24		
KR-0 3527	Screws - Schrauben 3.5x45 C3 for gable boards - für Giebelbretter		24		
KR-0 3521	Screws - Schrauben 3.5x45 C3 for gable cover slats - für Giebeldeckleisten		24		
Kood	Costa A 420x520+SD 70	Materjal	File	G0259 Costa A 420x520+SD 70/twg	



 www.hansa24.com	Name		Costa A 420x520+SD 70		SKU	G0259
	Drawing/Zeichnung		Wall/Wand 1		Format	A4
	Profile/Profil	7x13.5	Scale/Maßstab	1:50	Date	20.02.2023



 www.hansa24.com	Name		Costa A 420x520+SD 70		SKU		G0259	
	Drawing/Zeichnung		Wall/Wand 3			Format		A4
	Profile/Profil	7x13.5	Scale/Maßstab	1:50	Date	20.02.2023		