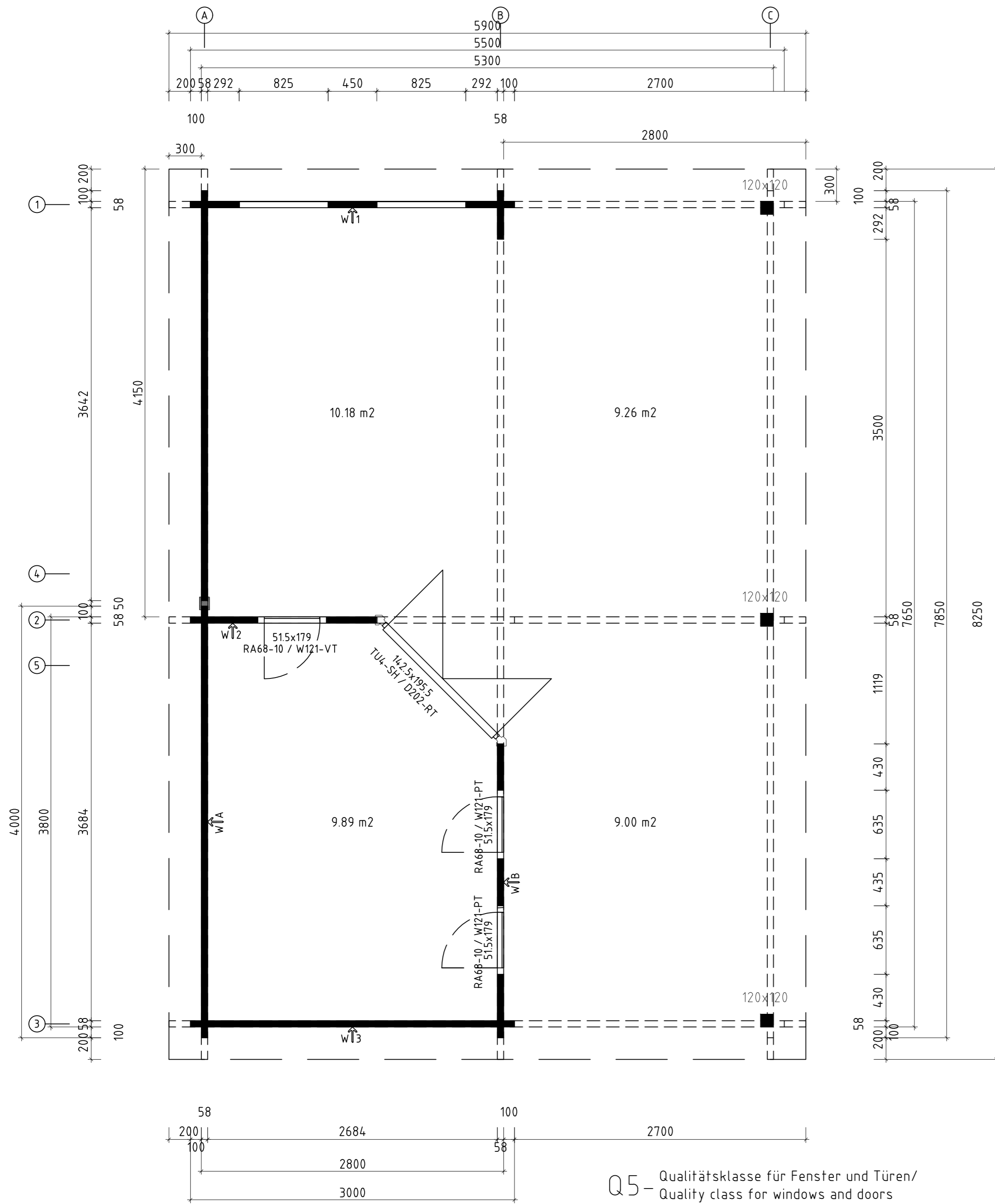


Das Haus Garden Paradise A lässt sich auch spiegelverkehrt aufbauen. Darum ist es erforderlich, die Fußbodenbretter und Terrassenbretter im Eingangsbereich laut beigefügter Zeichnung selbst zuzuschneiden.

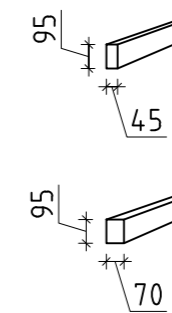
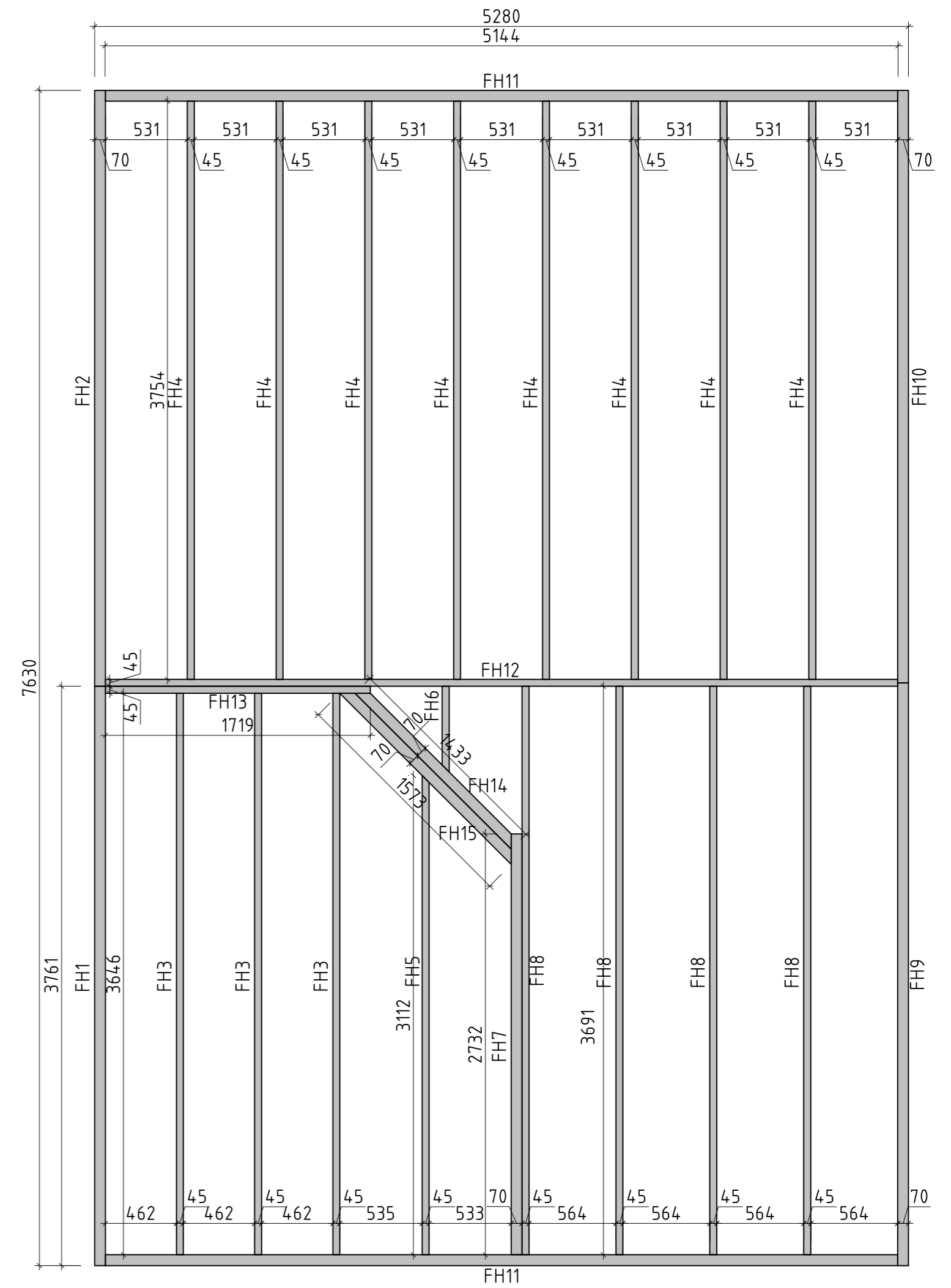
Cabin Garden Paradise A can be built mirrored. Therefore it is necessary to cut the floor boards and terrace boards at building site according to the drawing enclosed.

Name	Garden Paradise A 550x785_58		
Zeichnung/Drawing	3D		
Profil/Profile	5.8x13.5	Datum/Date	19.08.2021

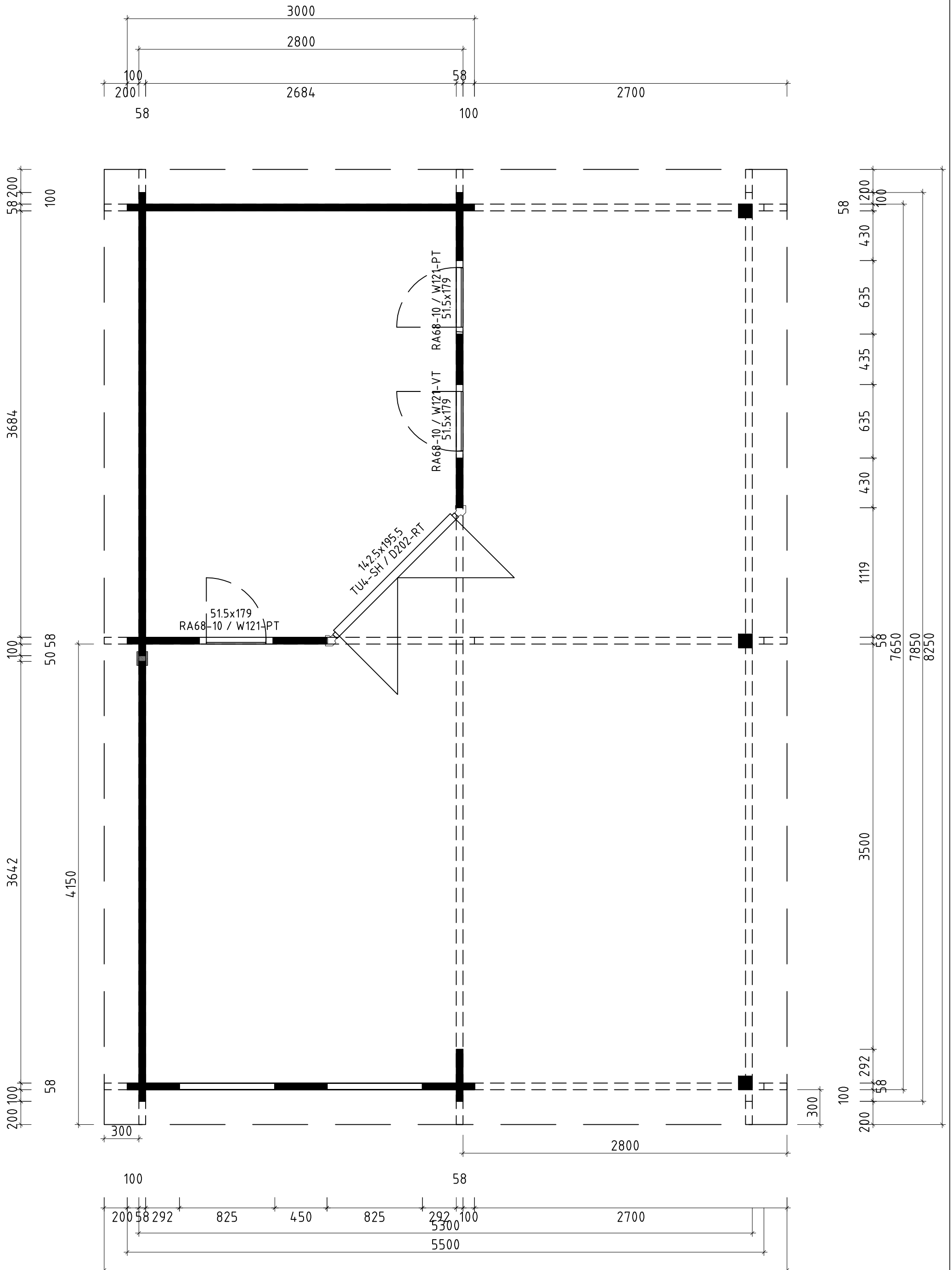


Q5 – Qualitätsklasse für Fenster und Türen/
Quality class for windows and doors

* Fenster und Türen sind ohne Sprossen
Windows and doors are without muntins




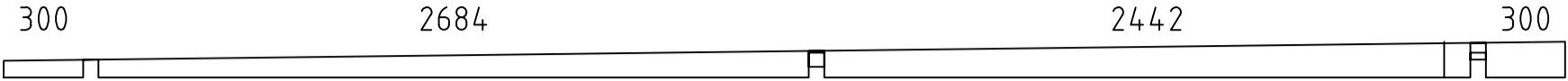
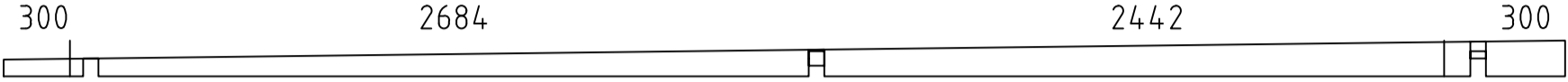
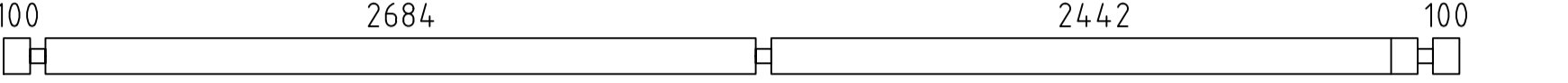
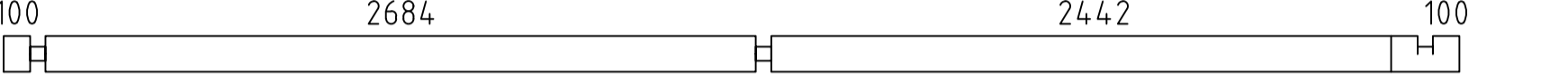
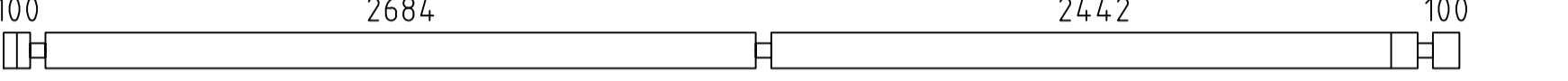
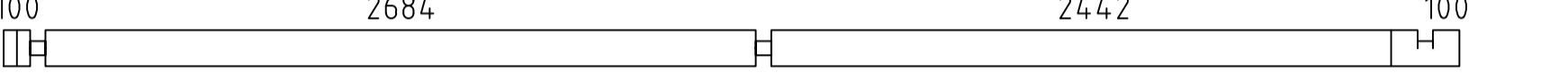












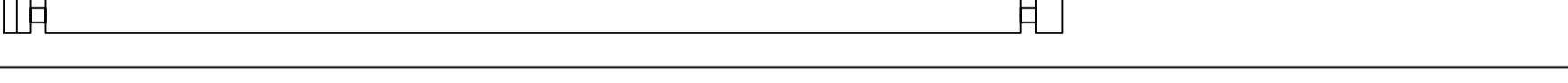




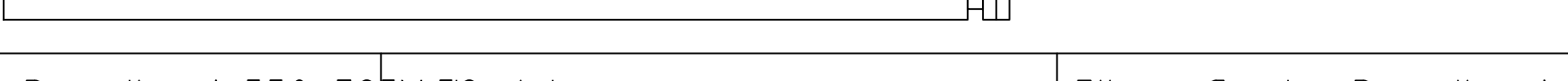
Name	Garden Paradise A 550x785_58		
Zeichnung/Drawing	Grundplan_Plan, Lagerholzplan_Foundation beams		
Profil/Profile	5.8x13.5	Datum/Date	19.08.2021

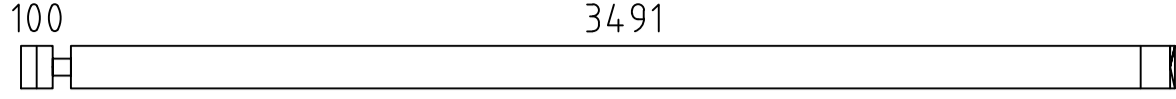
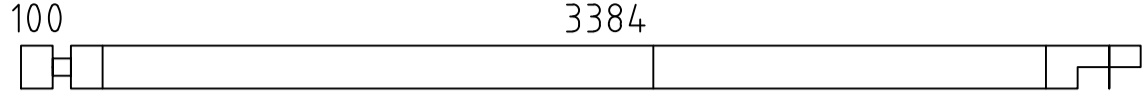
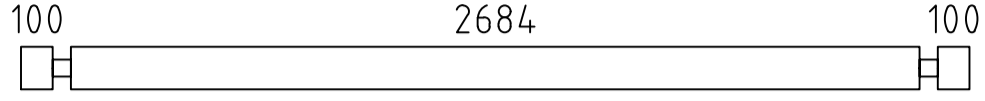
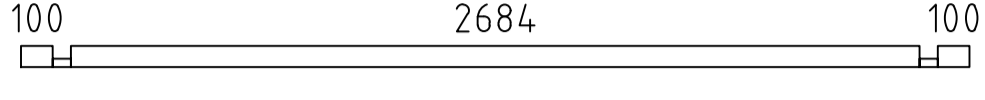
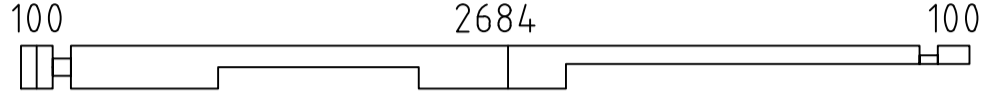
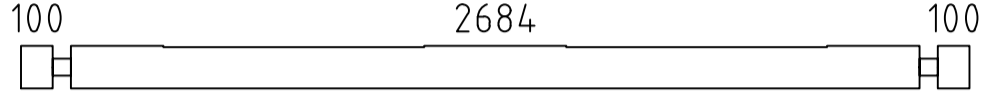
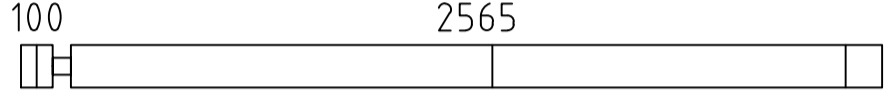
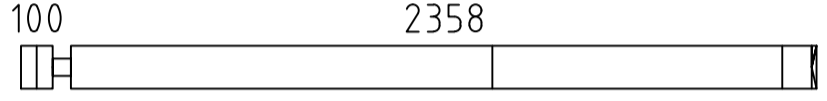
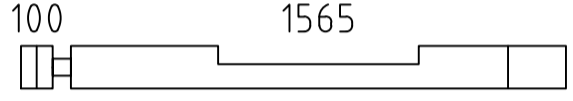
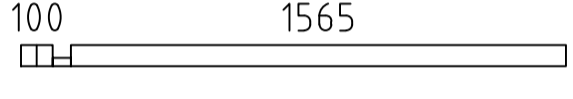
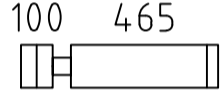
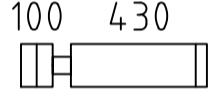

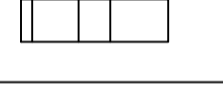



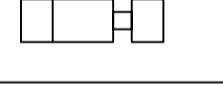
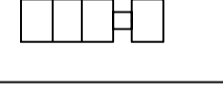

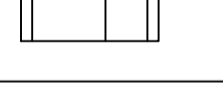
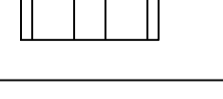
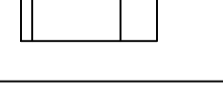
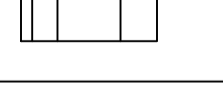
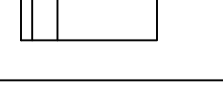








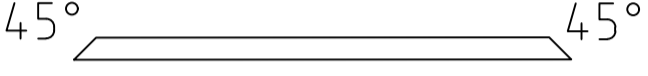





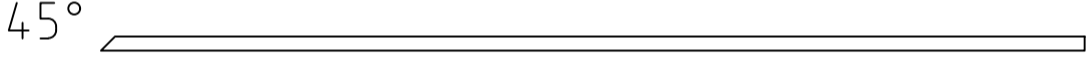



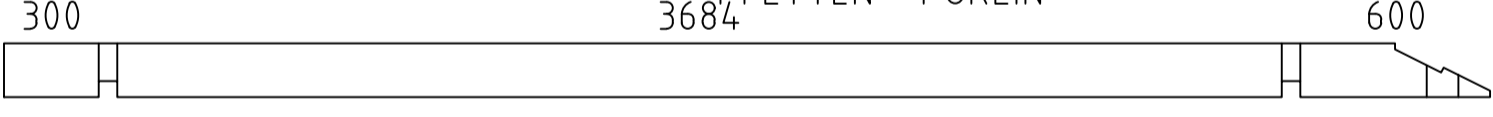
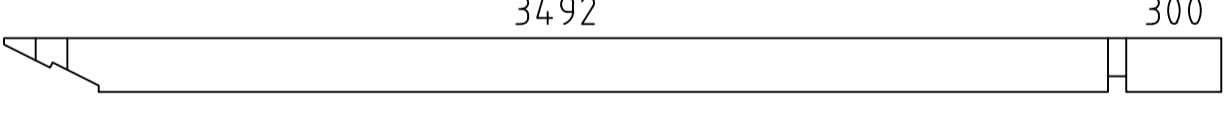

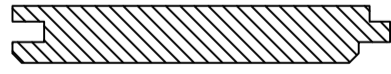
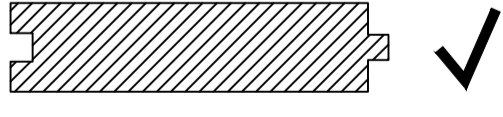

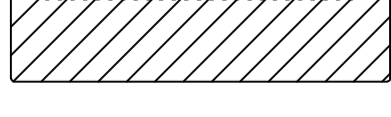


Q5 – Qualitätsklasse für Fenster und Türen/
 Quality class for windows and doors

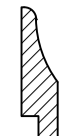
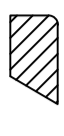


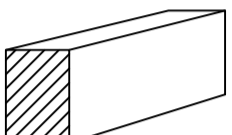


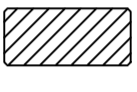
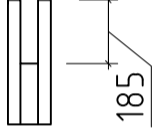
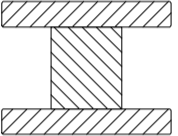
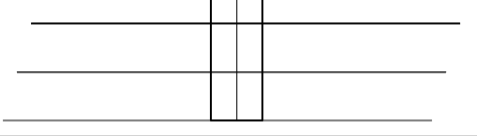
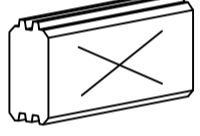







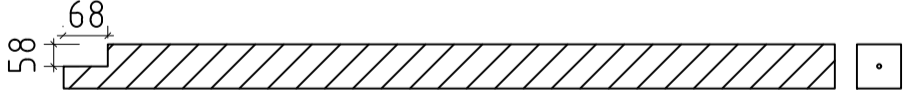

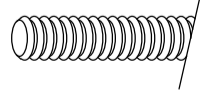
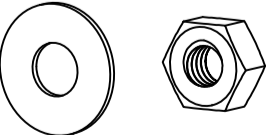
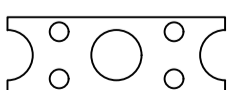
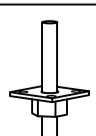
* Fenster und Türen sind ohne Sprossen
 Windows and doors are without muntins





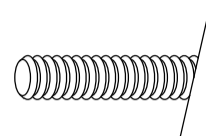
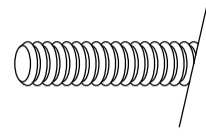
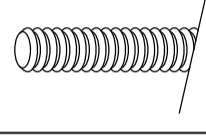
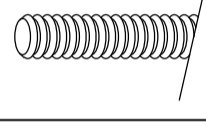
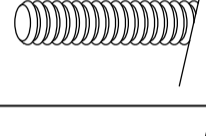
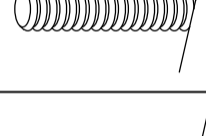
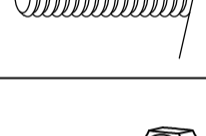

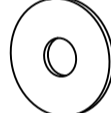
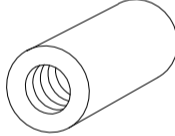


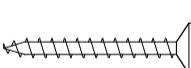
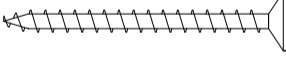
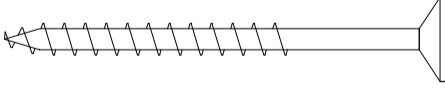
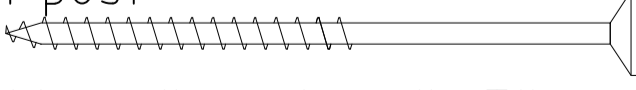

Name	Garden Paradise A 550x785_58		
Zeichnung/Drawing	Grundplan_Plan (Spiegelverkehrt_Mirrored)		
Profil/Profile	5.8x13.5	Datum/Date	19.08.2021

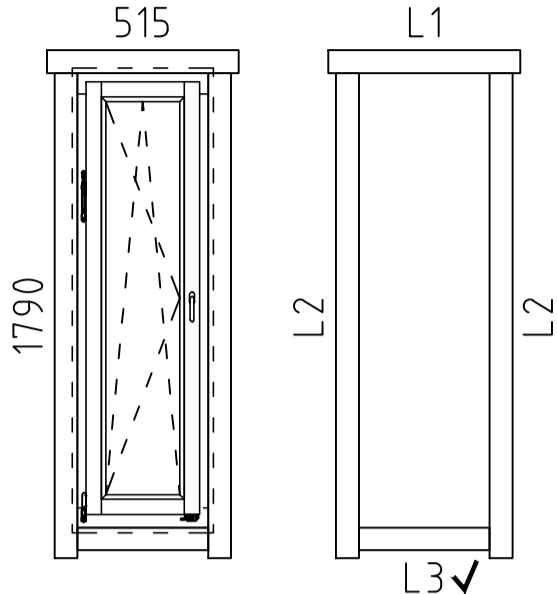
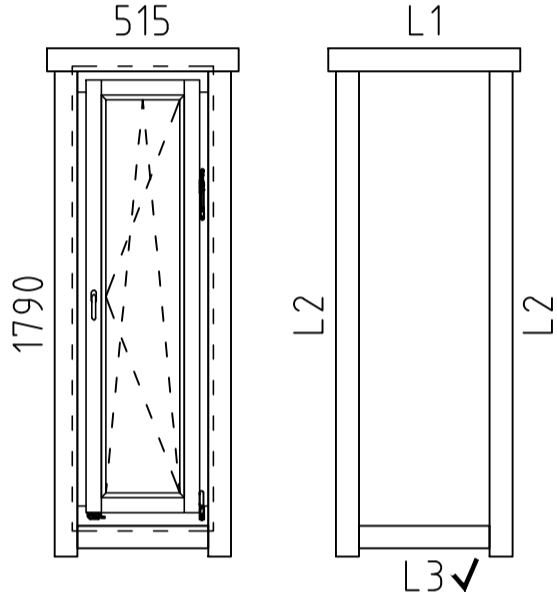
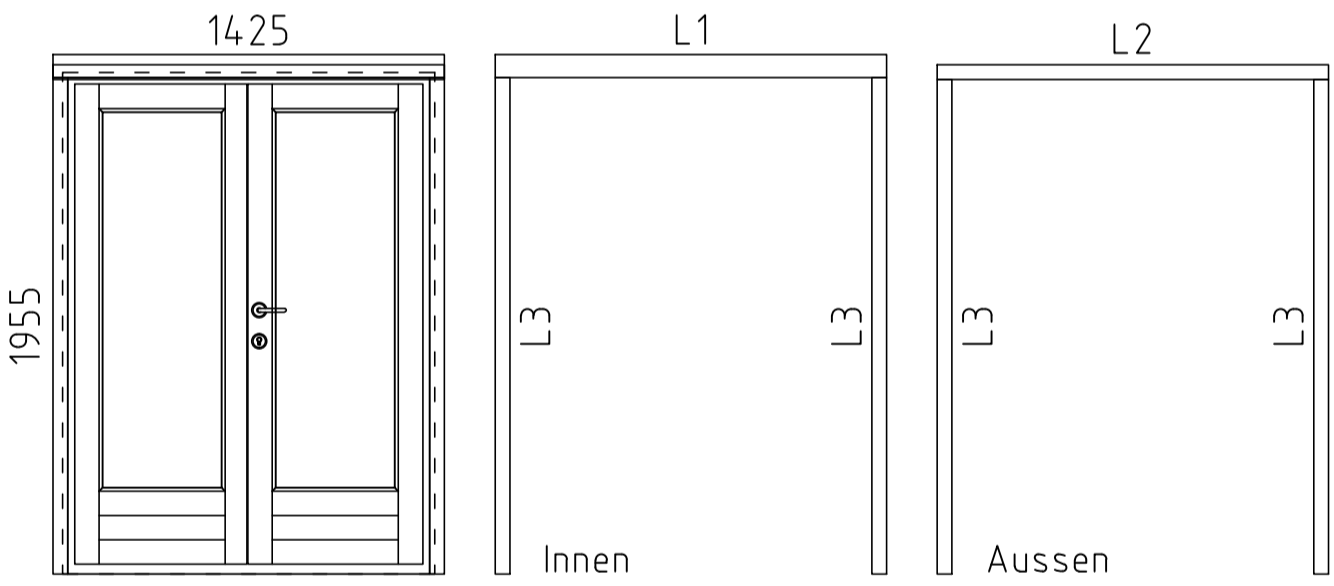
Pos	Teieliste/Specification Garden Paradise A 550x785_58	Stck Pcs.	Profil Profile (mm)	Länge Length (mm)
	<u>Achtung!</u> Die Giebelbohlen können teilweise schon vormontiert sein! Bitte beachten - diese erscheinen nicht ganz so wie in der Teieliste beschrieben.			
	<u>Notice!</u> The gable pieces can be partly pre-assembled! Please notice - those differ from the description given in the specification list.			
000	Extra Log 	1	58x135	5900
001		2	58x135	5900
002		1	58x135	5900
003		2	58x135	5500
004		2	58x135	5500
005		1	58x135	5500
006		1	58x135	5500
007		1	58x135	5349
008		1	58x135	4600
009		1	58x135	4508
010		1	58x135	4416
011		1	58x135	4216
012		1	58x135	4179
013		1	58x33	4179
014		1	58x64	4179
015		1	58x33	4071
016		1	58x64	4071
017		1	58x135	4071
018		1	58x135	4000
019		15	58x135	4000
020		1	58x135	3979
021		1	58x135	3871
022		1	58x135	3850
023		1	58x135	3850
024		16	58x135	3800


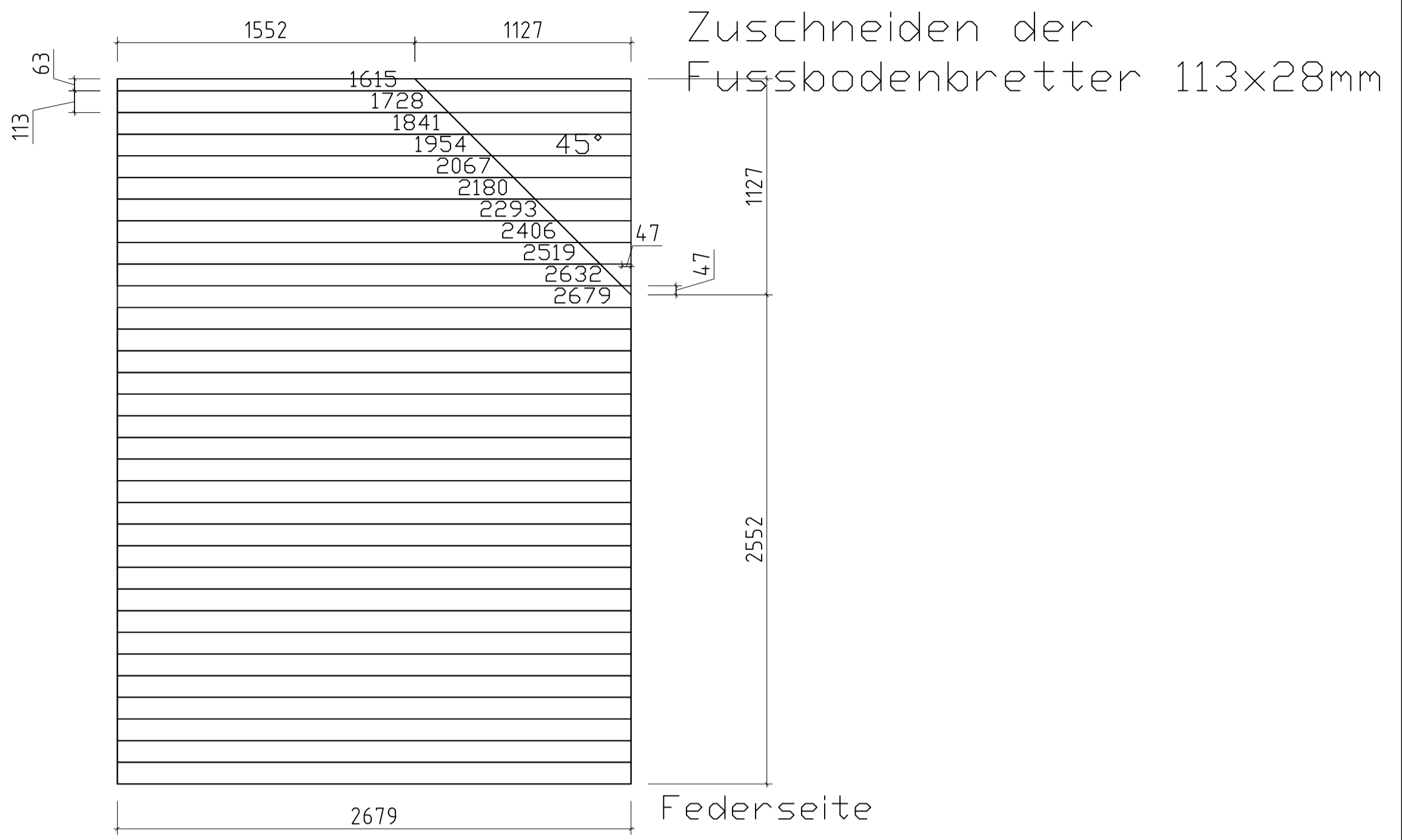
Pos	Teileliste/Specification Garden Paradise A 550x785_58	Stck Pcs.	Profil Profile (mm)	Länge Length (mm)
025	100 3491 	1	58x135	3649
026	100 3384 	1	58x135	3542
027	100 2684 100 	16	58x135	3000
028	100 2684 100 	2	58x68	3000
029	100 2684 100 	1	58x135	3000
030	100 2684 100 	7	58x135	3000
031	100 2565 	1	58x135	2723
032	100 2358 	1	58x135	2516
033	100 1565 	1	58x135	1723
034	100 1565 	1	58x68	1723
035	100 465 	13	58x135	623
036	100 430 	14	58x135	588
037		6	58x135	465
038		4	58x135	465
039		3	58x135	465
040		7	58x135	450
041	292 100 	14	58x135	450
042	292 100 	8	58x135	450
043	292 100 	4	58x135	450
044	292 100 	3	58x135	450
045		10	58x135	435
046		4	58x135	435
047		6	58x135	430
048		5	58x135	430
049		3	58x135	430

Pos	Teileliste/Specification Garden Paradise A 550x785_58		Stck Pcs.	Profil Profile (mm)	Länge Length (mm)
FH11	FUNDAMENTHOLZ (imprägniert) - FOUNDATION BEAM (impregnated) 		2	70x95	5140
FH2	FUNDAMENTHOLZ (imprägniert) - FOUNDATION BEAM (impregnated) 		1	70x95	3869
FH10	FUNDAMENTHOLZ (imprägniert) - FOUNDATION BEAM (impregnated) 		1	70x95	3847
FH9	FUNDAMENTHOLZ (imprägniert) - FOUNDATION BEAM (impregnated) 		1	70x95	3784
FH1	FUNDAMENTHOLZ (imprägniert) - FOUNDATION BEAM (impregnated) 		1	70x95	3761
FH7	FUNDAMENTHOLZ (imprägniert) - FOUNDATION BEAM (impregnated) 		1	70x95	2732
FH15	FUNDAMENTHOLZ (imprägniert) - FOUNDATION BEAM (impregnated) 		1	70x95	1573
FH14	FUNDAMENTHOLZ (imprägniert) - FOUNDATION BEAM (impregnated) 		1	70x95	1433
FH12	FUNDAMENTHOLZ (imprägniert) - FOUNDATION BEAM (impregnated) 		1	45x95	5140
FH4	FUNDAMENTHOLZ (imprägniert) - FOUNDATION BEAM (impregnated) 		8	45x95	3754
FH8	FUNDAMENTHOLZ (imprägniert) - FOUNDATION BEAM (impregnated) 		4	45x95	3691
FH3	FUNDAMENTHOLZ (imprägniert) - FOUNDATION BEAM (impregnated) 		3	45x95	3646
FH5	FUNDAMENTHOLZ (imprägniert) - FOUNDATION BEAM (impregnated) 		1	45x95	3112
FH13	FUNDAMENTHOLZ (imprägniert) - FOUNDATION BEAM (impregnated) 		1	45x95	1719
FH6	FUNDAMENTHOLZ (imprägniert) - FOUNDATION BEAM (impregnated) 		1	45x95	556
PF4	PFETTEN - PURLIN 		2	58x170	4808
PF1	PFETTEN - PURLIN 		2	58x170	4700
PF2	PFETTEN - PURLIN 		2	58x170	3850
PF3	PFETTEN - PURLIN 		2	58x170	3742
	DACHBRETTER - ROOF BOARDS 		74+1	113x18	5800
	FUSSBODENBRETTER - FLOOR BOARDS 		33+1	113x28	2680
	TERRASSENBRETTER (imprägniert) - TERRACE BOARDS (impregnated) 		31+2	120x28	5235
	TERRASSENBRETTER (imprägniert) - TERRACE BOARDS (impregnated) 		21	120x28	2495
	TERRASSENBRETTER (imprägniert) - TERRACE BOARDS (impregnated) 		1	120x28	2395
	TERRASSENBRETTER (imprägniert) - TERRACE BOARDS (impregnated) 		9	120x28	3555
Kood	Garden Paradise A 550x785	Material	File	Garden Paradise A 550x785	Leistung 3/7

Pos	Teileliste/Specification Garden Paradise A 550x785_58		Stck Pcs.	Profil Profile (mm)	Länge Length (mm)	
	FUSSBODENLEISTE - FLOOR STRIPS		✓	14x55	13.0 lfm/rm	
	DECKENLEISTEN - CEILING STRIPS		✓	15x28	15.0 lfm/rm	
BL-1	DACHBLENDEN - PARAPET 336mm		2	18x336	5000	
			2	18x336	3286	
BL-2	DACHBLENDEN - PARAPET 336mm		2	18x336	5900	
BS-1	DACHBLENDEN- Blendenstützen - PARAPET- Parapet support 44x65		12	44x65	300	
UPB-1	DACHBLENDEN- U-Profil für Blenden - PARAPET- U-Profile		✓	65x44	29.0 lfm/rm	
DPL-1	DACHPAPPENLEISTEN - ROOFING FELT STRIPS 15x28		✓	15x28	20.0 lfm/rm	
T06-1	TRAUFENLEISTEN - EAVES STRIPS 18x40		✓	18x40	16.5 lfm/rm	
A58-1	ADAPTER 58	Obere Seite Upper side 		1	94x120	2295
VL-1	DACHBLENDEN- Verbindungsleisten - PARAPET- connecting strips		2	18x120	336	
SH	SCHLAGHÖLZER - MOUNTING PIECES		3			
DzT 40-1	ECKTÜR- Deckbrett zum Tür - CORNER DOOR- cover strip for door 40		1	18x40	1585	
VK2-1	ECKTÜR- Verkleidungsleisten für Vordachelement - CORNER DOOR- trim strips for canopy element 70mm		✓	2	70x12	1110
P9L3-1	ECKTÜR- linke Türpfoste - CORNER DOOR- left hand doorpost 58		1	90x90	2045	
P9R3-1	ECKTÜR- rechte Türpfoste - CORNER DOOR- right hand doorpost 58		1	90x90	2045	
VE1	ECKTÜR- Vordachelement - CORNER DOOR- canopy element 1435x745		1			
TL58-1	T-LEISTEN - T-STRIPS 58		2	45x58	1705	
TL58-2	T-LEISTEN - T-STRIPS 58		4	45x58	1840	
TP1 20-1	STÜTZPFOSTE - SUPPORT POST 120x120		2	120x120	2160	
TP1 20-2	STÜTZPFOSTE - SUPPORT POST 120x120		1	120x120	2160	
KL-1	Gewindestange - Threaded rod M12- für die Pfetten - for purlins		8		170	
MUT26	Mutter - Nut M12 U-Scheibe - Washer Ø30- für die Pfetten - for purlins		16			
VS	Verbindungsstreifen für verbinden der Wandbohlen - Connecting strip for connecting the wall parts		4			
VP3	Verstellbare Pfostenstütze - Adjustable post support M20		3			

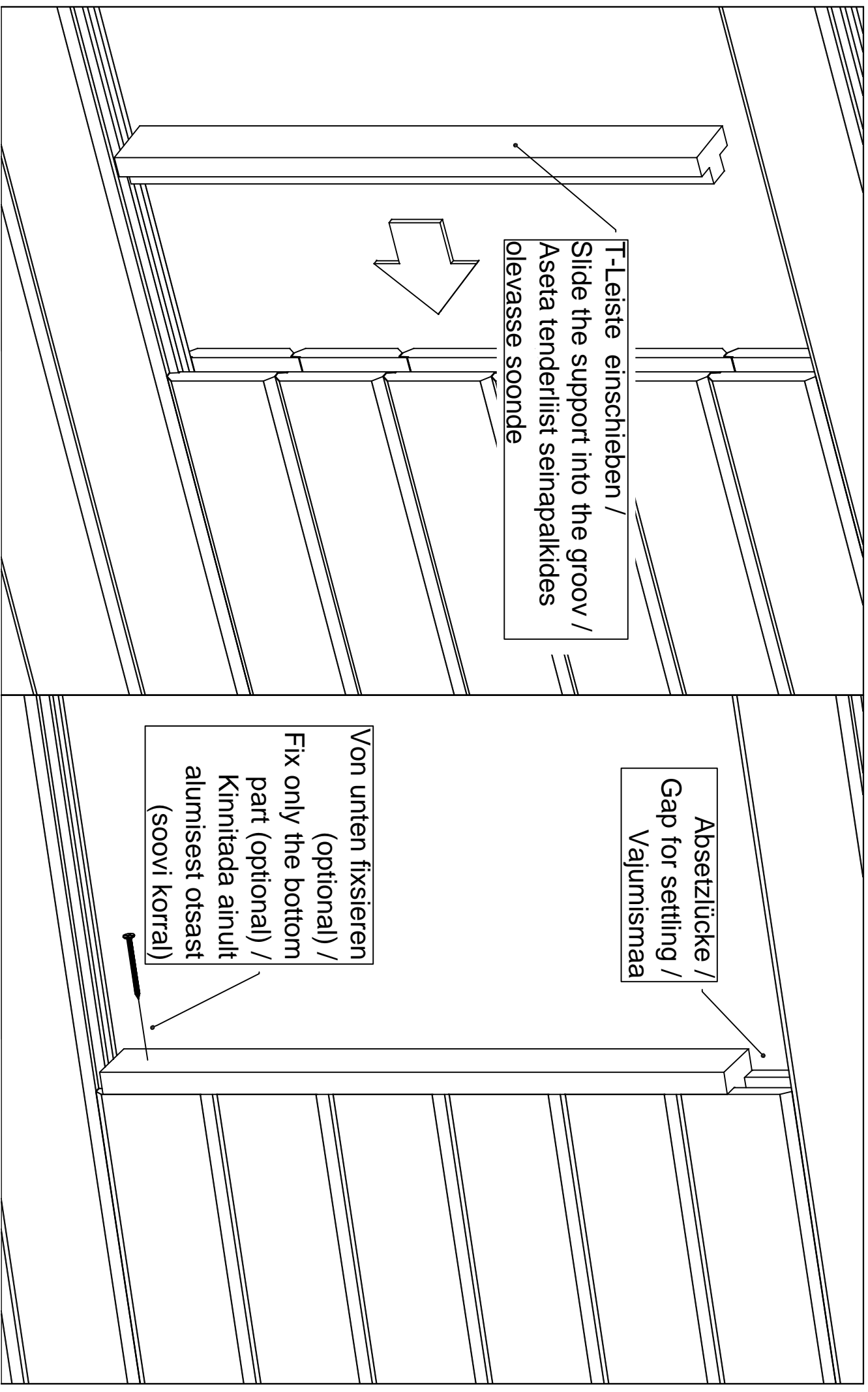
Pos	Teileliste/Specification Garden Paradise A 550x785_58		Stck Pcs.	Profil Profile (mm)	Länge Length (mm)
ML1	Metallstange - Metal bar		9	D10	900
ML2	Metallstange - Metal bar		2	D10	770
ML3	Metallstange - Metal bar		1	D10	630
ML4	Metallstange - Metal bar		4	D10	360
KL1	Gewindestange - Threaded Rod M8		4		2000
KL2	Gewindestange - Threaded Rod M8		1		528
KL3	Gewindestange - Threaded Rod M8		1		493
KL4	Gewindestange - Threaded Rod M8		2		460
KL5	Gewindestange - Threaded Rod M8		4		438
KL6	Gewindestange - Threaded Rod M8		3		405
KL7	Gewindestange - Threaded Rod M8		10		334
KV M UT M8	Mutter - Nut M8		42		
KV S EIB M8X25	U-Scheibe - Washer M8 Ø25		42		
KV MU TJ M8	Befestigungsmutter - Fixing nut M8		4		
NG04	NÄGEL - NAILS 2.5x50 Dachbretter - Roof boards		1036		
NG05	NÄGEL - NAILS 2.5x60 Fussbodenbretter - Floor boards Terrassenbretter - Terrace boards		1388		
SR32	SCHRAUBEN - SCREWS 3.0x30 Deckenleisten - Cover strips Fussbodenleisten - Floor strips Traufenleisten - Eaves strips 40x18 Dachpappenleisten - Roofing felt Verbindungsleisten - Connecting strips		150		
SR37	SCHRAUBEN - SCREWS 3.5x45 Vordachelement - Canopy element Deckbrett - Cover strip Verkleidungsleiste - Trim strip U-Profil für Blenden - Parapet U-Profile Verbindungsstreifen - Connecting strip Türleisten - Window/Door strips		186		
SR55	SCHRAUBEN - SCREWS 5.0x70 Dachblende - Parapet Blendenstützen - Parapet support Verstellbare ... - adjustable post support		76		
SR57	SCHRAUBEN - SCREWS 5.0x100 Stützpfole - Support post Pos 028 Pos 032 und 034 (1. Bohlenreihe neben die Tür - 1. log next to Door) Fundamenthölzer - Foundation beams		156		
SR61	Schrauben - Screws 6.0x140 Blendenstützen - Parapet support		24		

Pos	Teileliste/Specification Garden Paradise A 550x785_58	Stck Pcs.	Profil Profile (mm)	Länge Length (mm)
	<p>Q5 FENSTER/WINDOW W5-S58V-0XT-05151790</p>  <p>RA68-10 / W121-VT</p> <p>L1 18x90 L=755mm 2x L2 18x90 L=1910mm 4x L3 18x90 L=515mm 2x ✓</p> <p>DIN links / Left handed</p>	1		
	<p>Q5 FENSTER/WINDOW W5-S58P-0XT-05151790</p>  <p>RA68-10 / W121-PT</p> <p>L1 18x90 L=755mm 2x L2 18x90 L=1910mm 4x L3 18x90 L=515mm 2x ✓</p> <p>DIN rechts / Right handed</p>	2		
	<p>Q5 TÜR/DOOR D5-M58R-0XT-14251955</p>  <p>TU4-SH / D202-RT</p> <p>L1 18x90 L=1540mm 1x L2 18x58 L=1540mm 1x L3 18x58 L=1955mm 4x ✓</p> <p>DIN rechts - Right handed</p>	1		
✓	- Bitte selber anpassen (falls nötig)! / Cut into length on site (if needed)!			



Zuschneiden der
Terrassenbretter 120x28mm

Montageanleitung für T-Leisten / Installing the door and window supports / Tenderliistu paigaldusjuhend.



Aken	Q4-Q6	-	paigaldusjuhis
Window	Q4-Q6	-	assembly instructions
Fenster	Q4-Q6	-	Montageanleitung

5-10mm

3.5x45

Lõika mõõtu
Cut to length
Absägen
- 10mm / -20mm

NB!

3.5x45

Vihmaliist / Rain strip / Wasserleiste

Q5-Q6

*Silikoon
*Silicon
*Silikon

*Vajumispilu
*Settling gap
*Senkungs spalt

ca 40-50mm

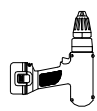
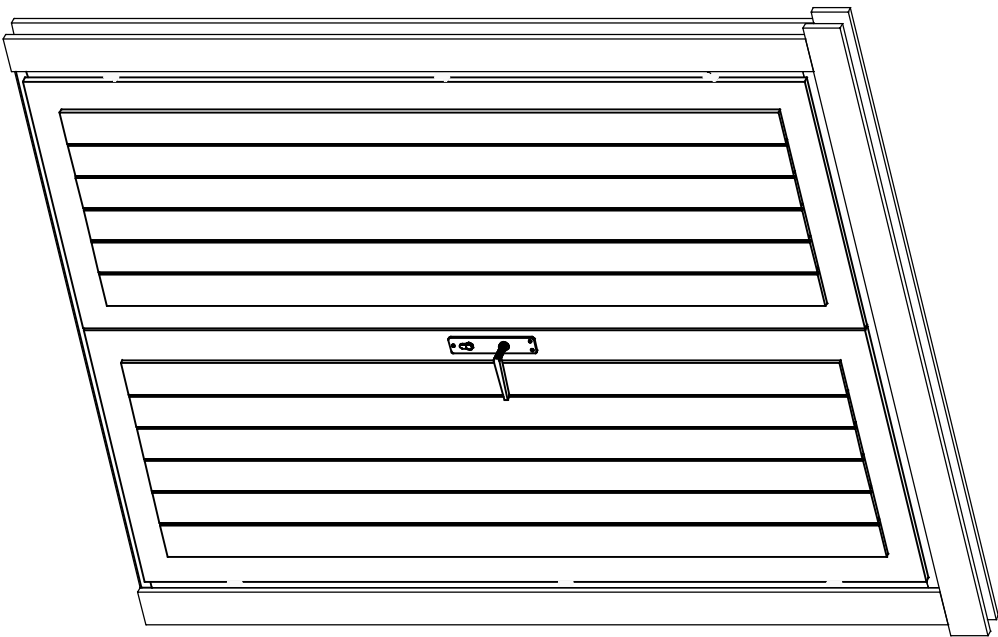
NB!

- Monteerida juhul kui ese on välja toodud maja spetsifikatsioonis!
- Install only if the item is listed in the house specification!
- Nur montieren wenn die Leiste in der Teileliste gezeigt ist!


Veeplekk / Window sill / Fensterbank

4,2x16

Ukse montaa 0 / Tür montage / Door assembly
(GH+ / SH)

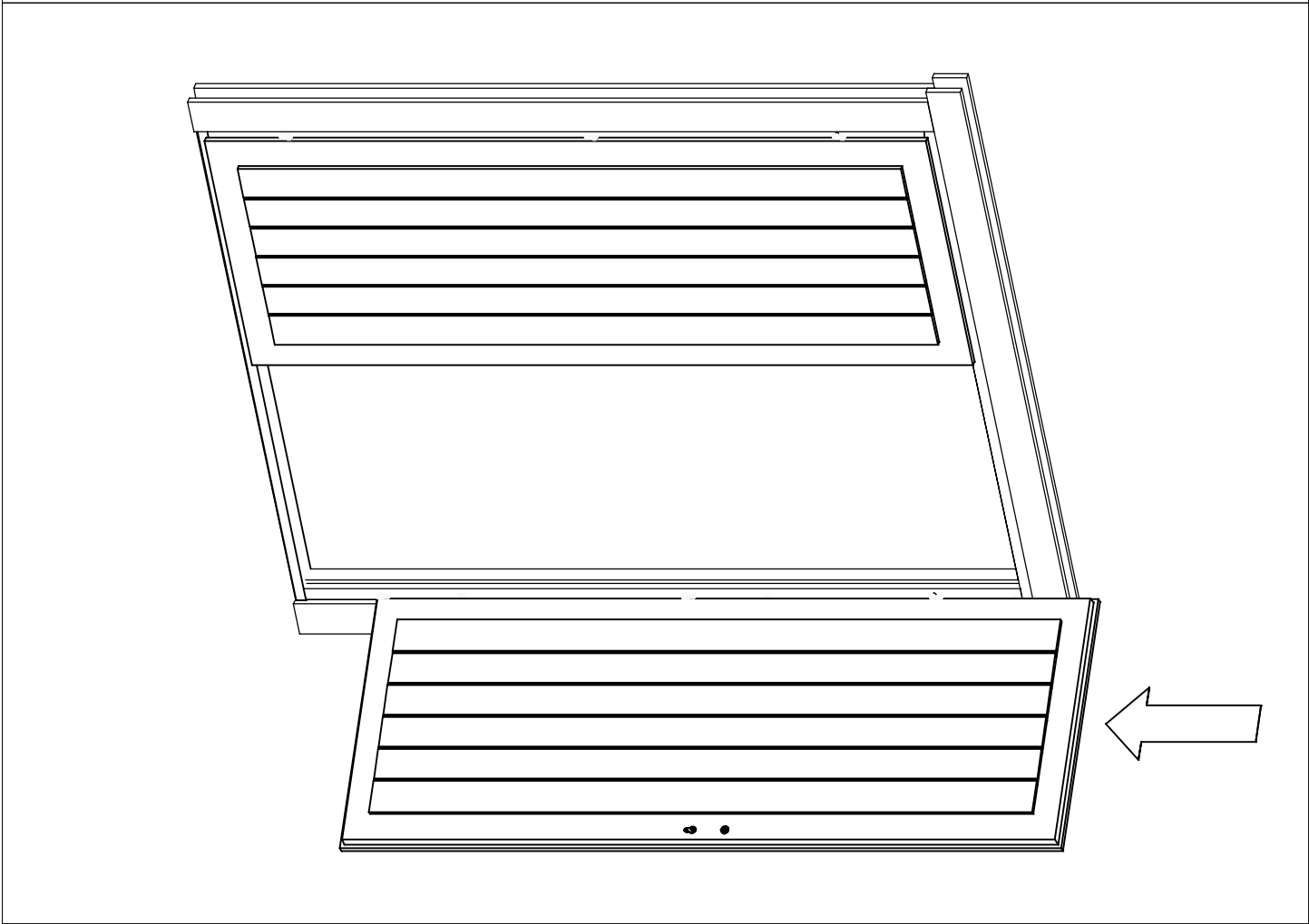
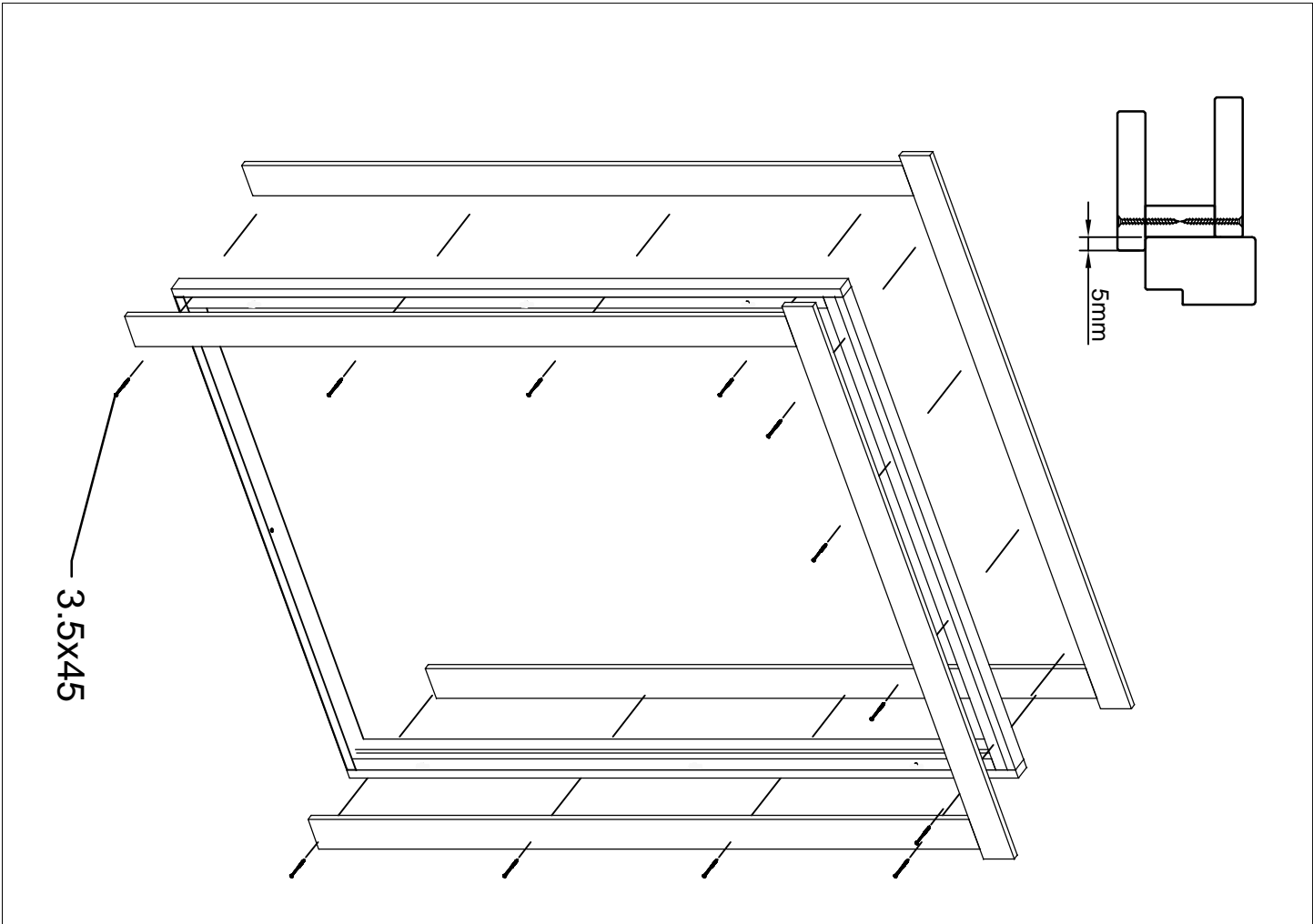


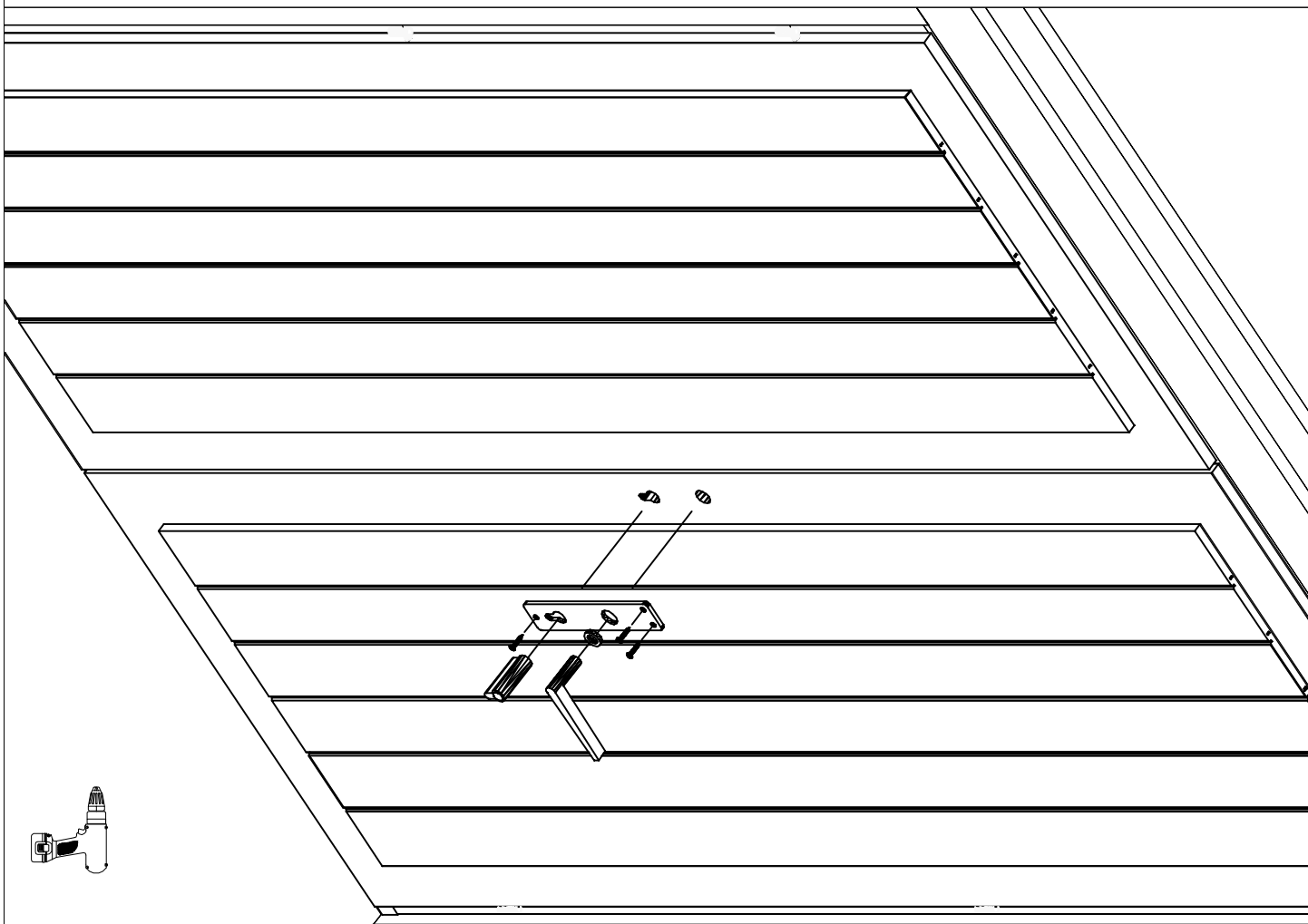
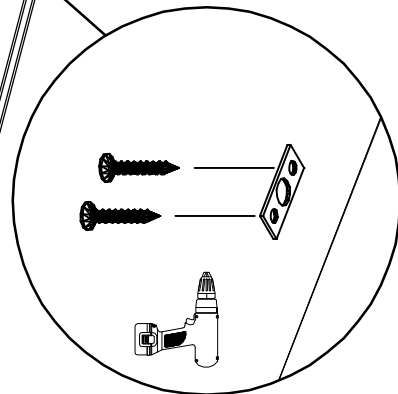
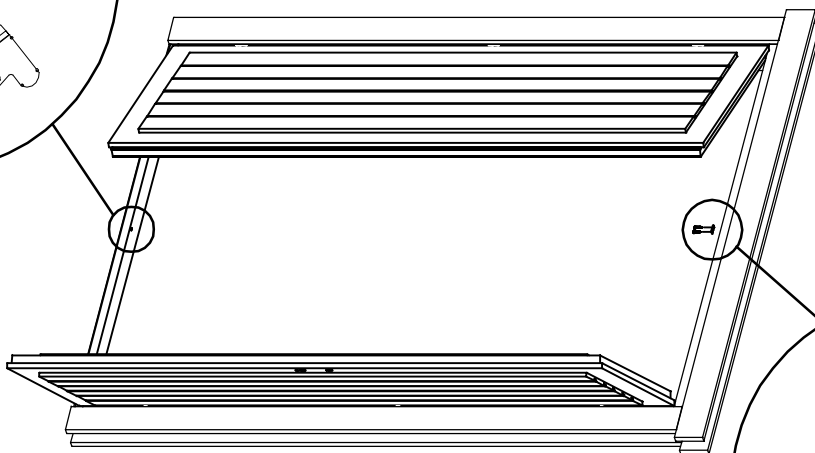
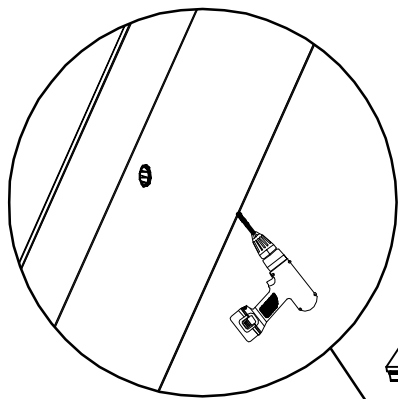
4.5x90



4.5x90







.....

.....

Vordachelement/Canopy element

