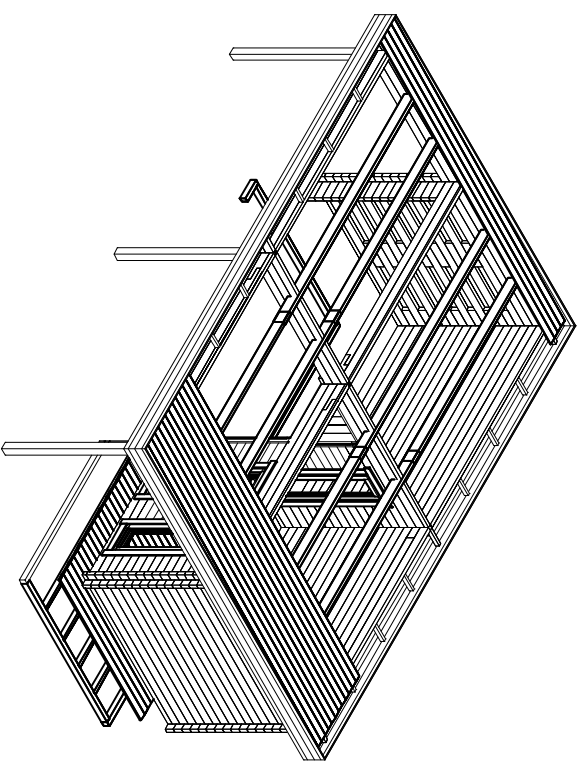
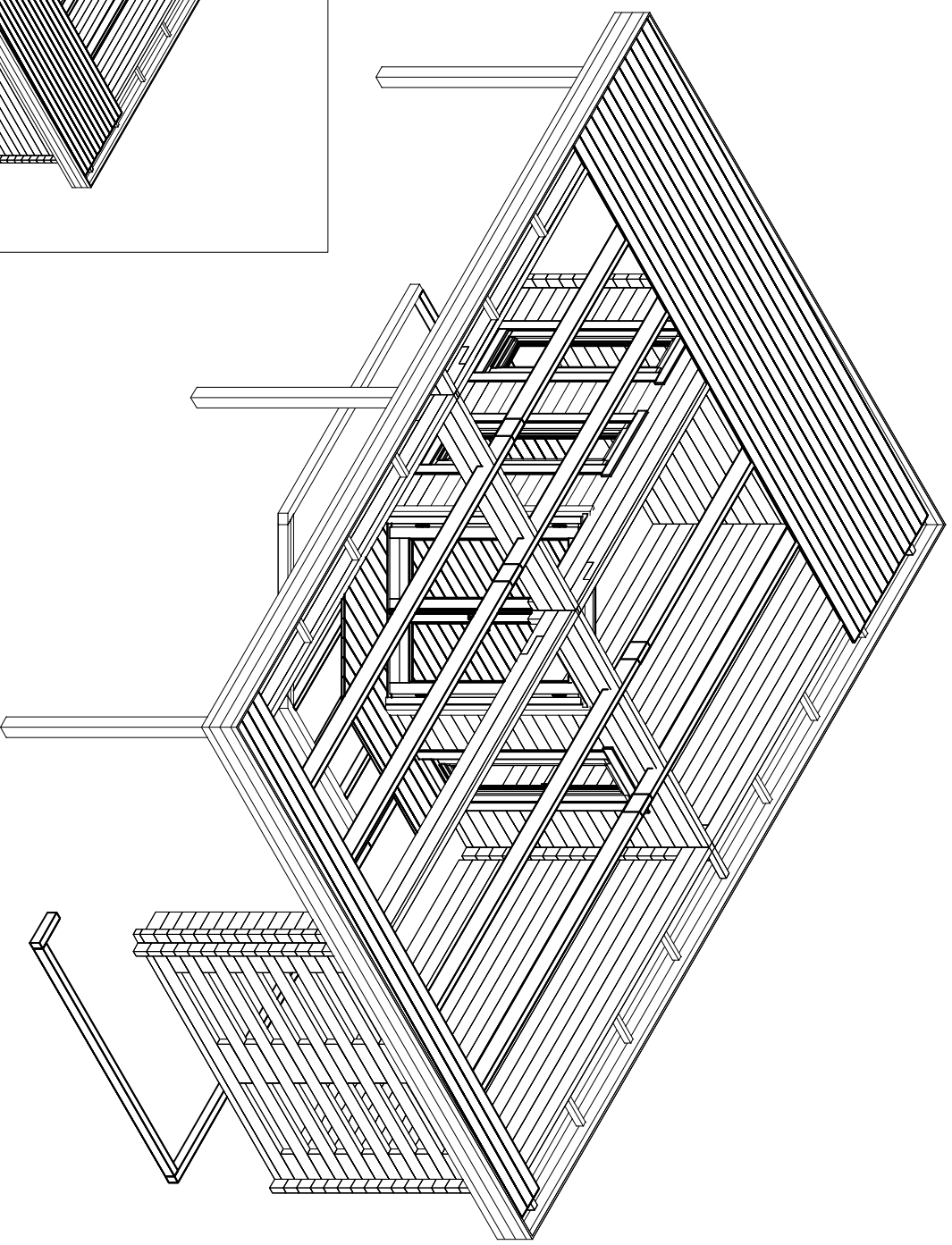
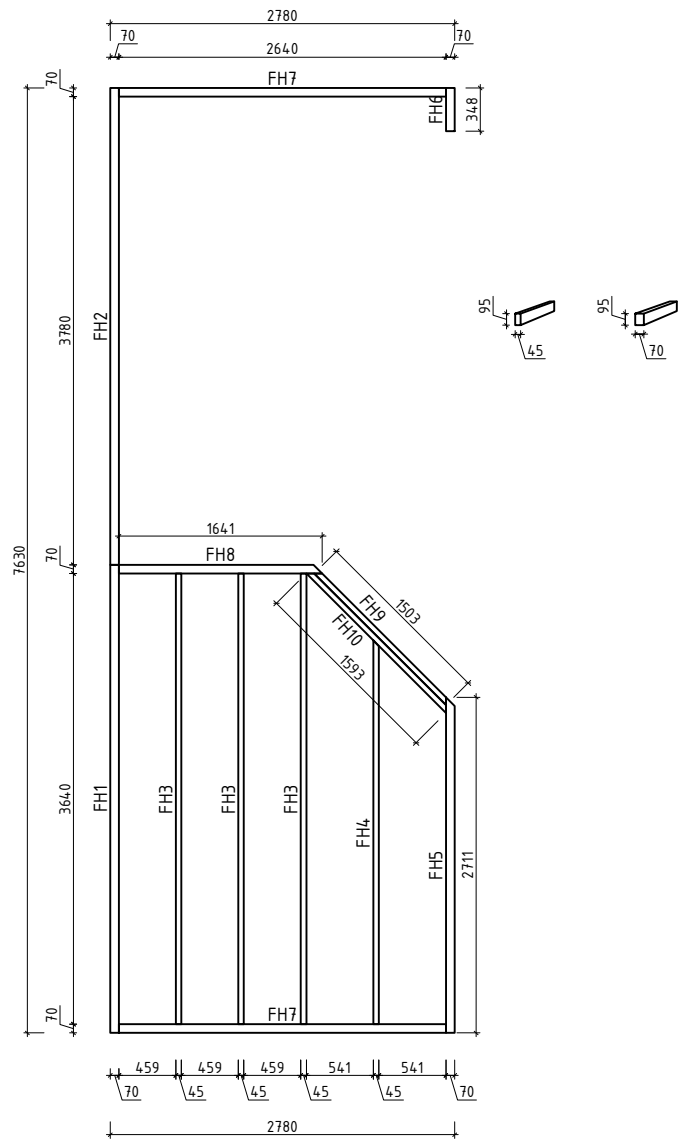
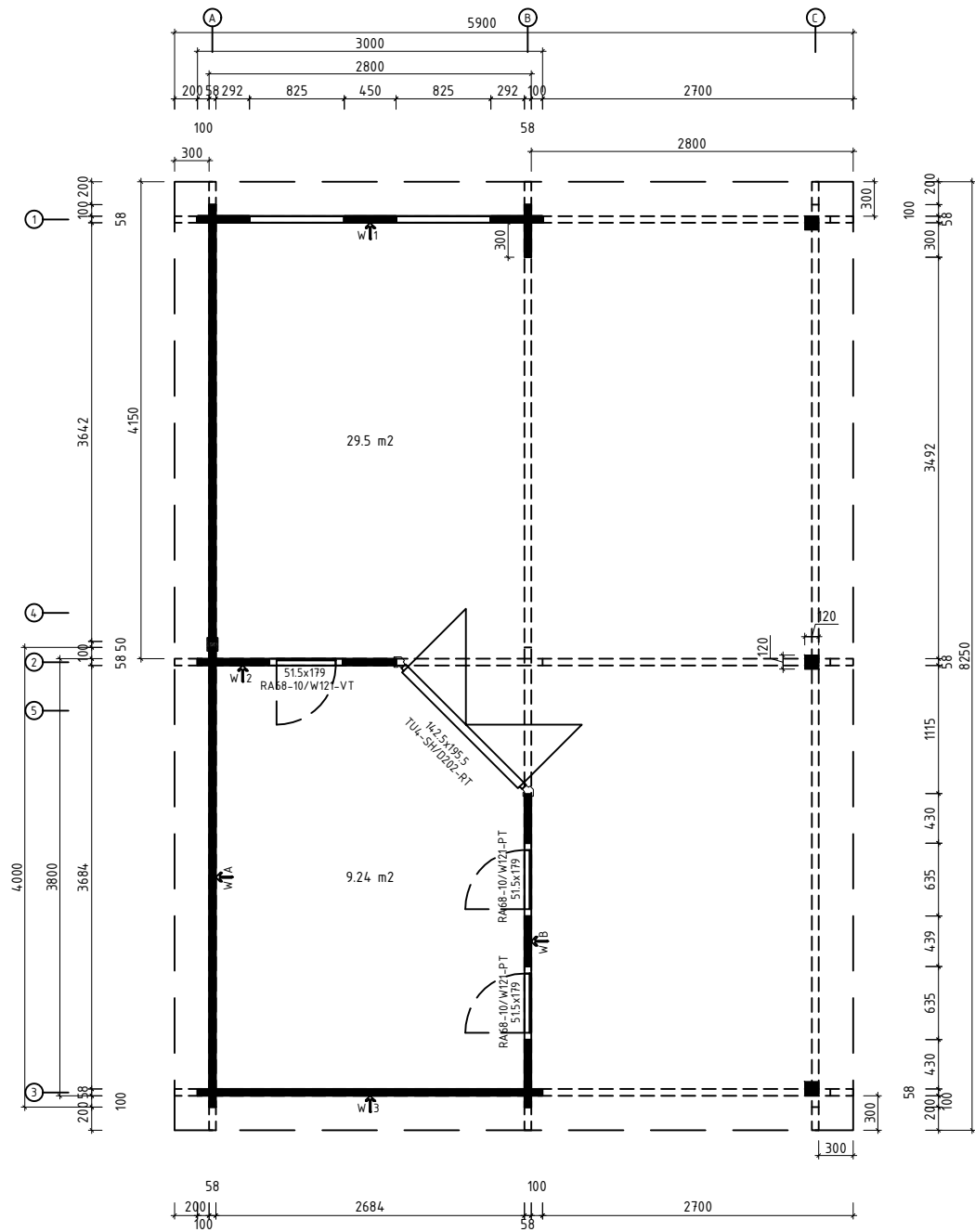


Das Haus Garden Paradise A lässt sich auch spiegelverkehrt aufbauen.
Daher ist es erforderlich, die Fußbodenretter im Eingangsbereich laut
beigefügter Zeichnung selbst zuzuschneiden.

Cabin Garden Paradise A can be built mirrored. Therefore it is necessary
to cut the floor boards at building
site according to the drawing enclosed.



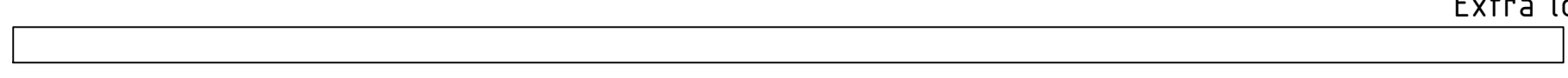
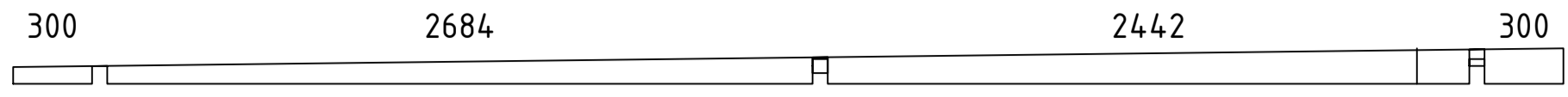
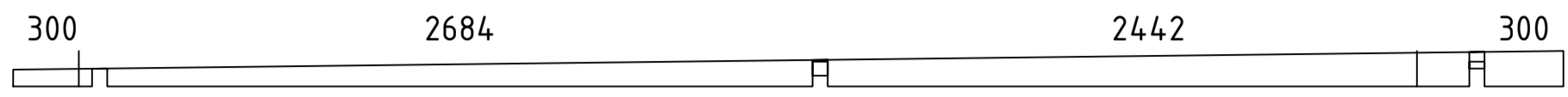
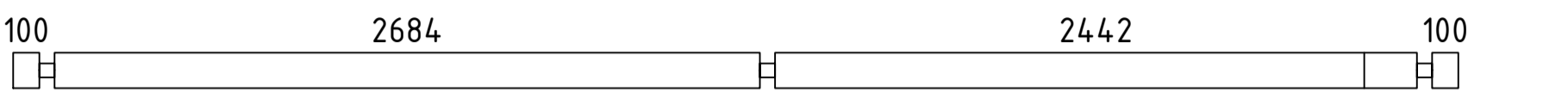
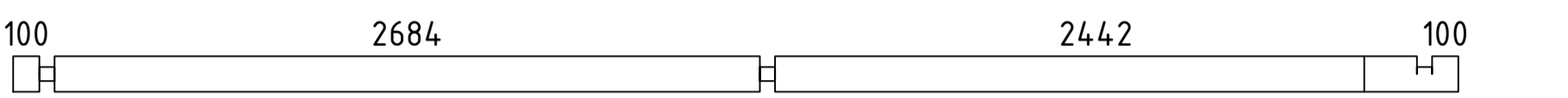
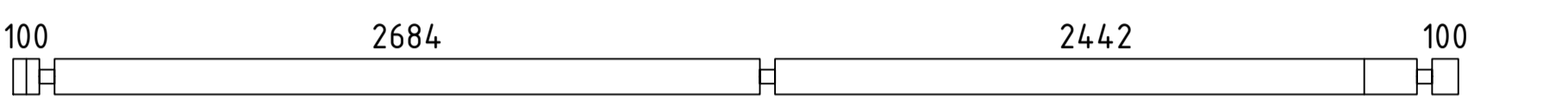
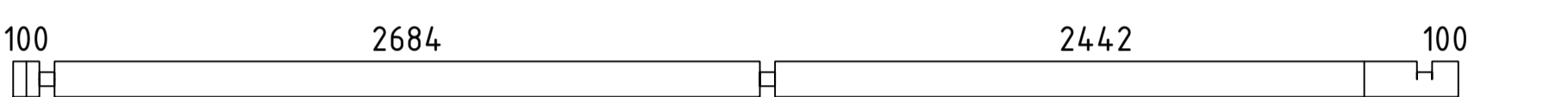



















Name	Garden Paradise B 550x785_58		
Zeichnung/Drawing	3D		
Profil/Profile	5.8x13.5	Datum/Date	25.11.2021

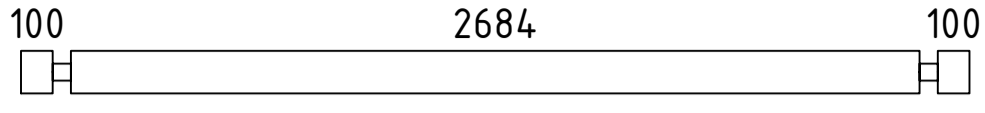
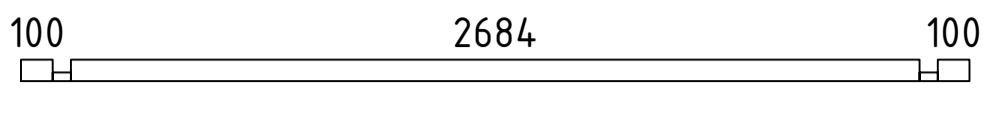
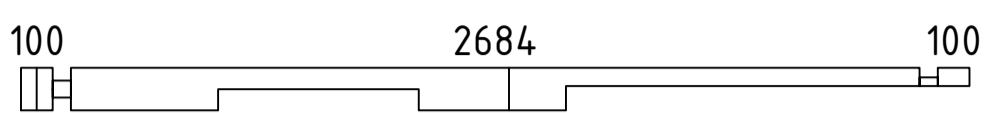
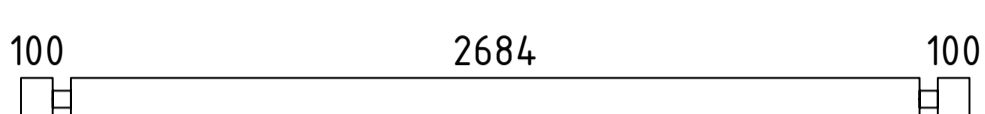
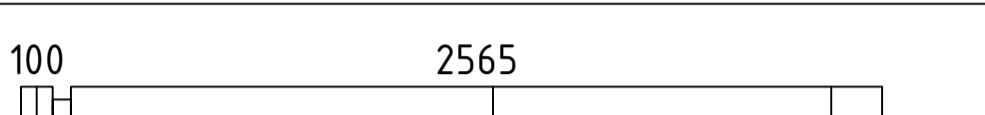




























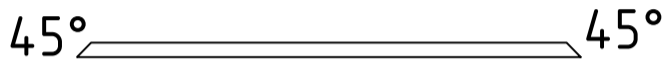

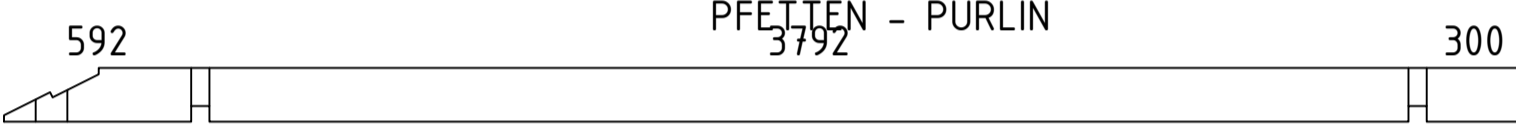
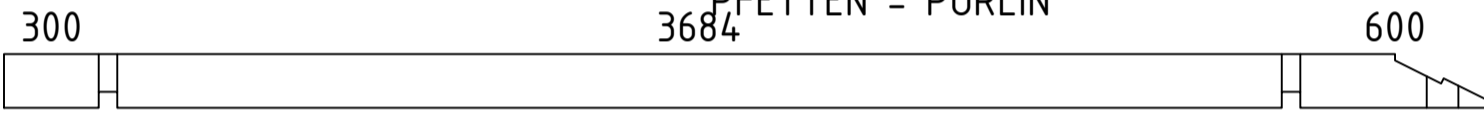
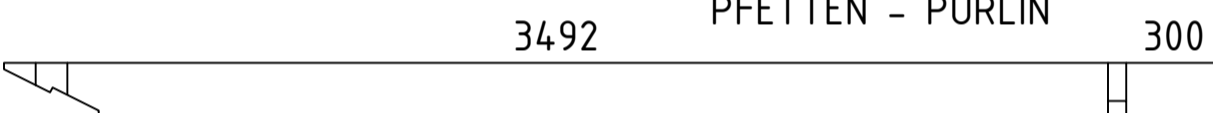
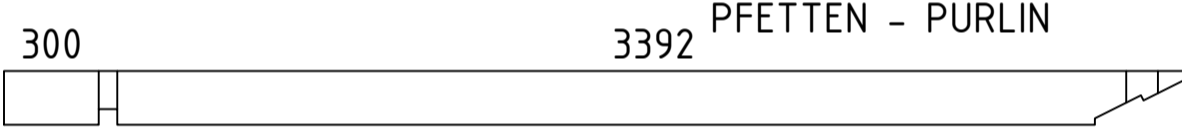
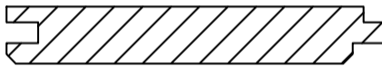
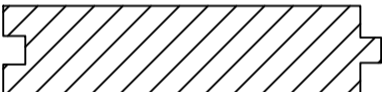




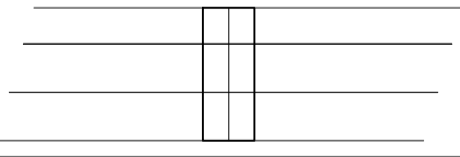
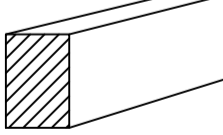
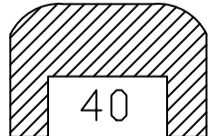

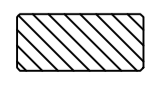
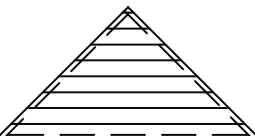
* Fenster und Türen sind ohne Sprossen
Windows and doors are without muntins


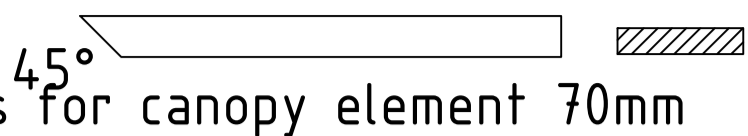


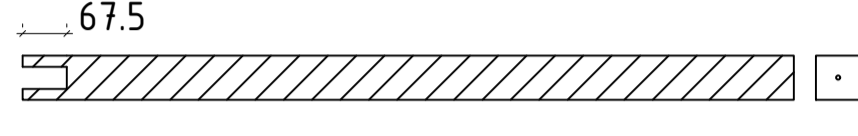
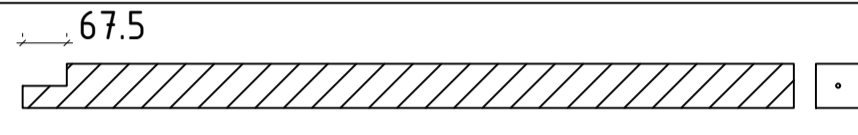
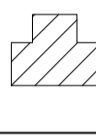
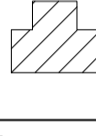
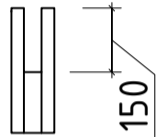
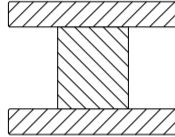
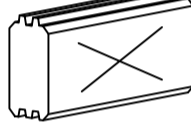




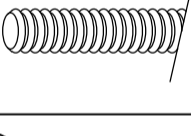
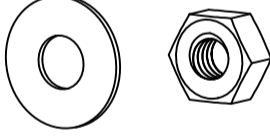

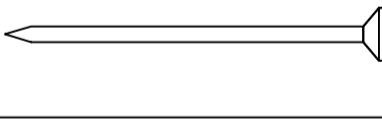
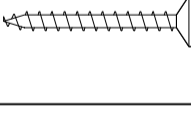
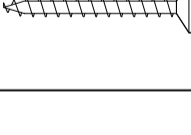


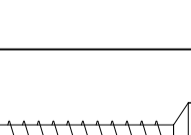
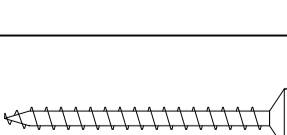

Q5 – Qualitätsklasse für Fenster und Türen/
Quality class for windows and doors

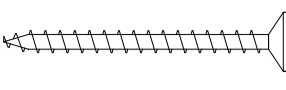
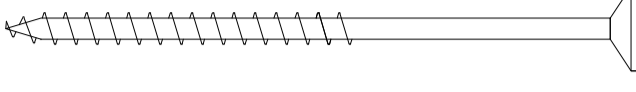
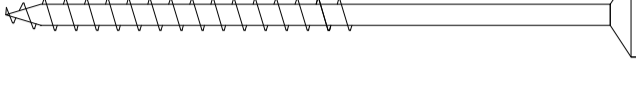
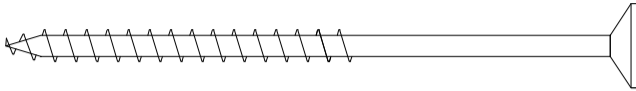
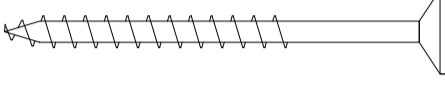
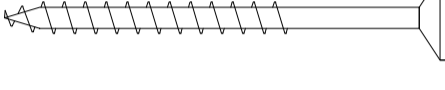
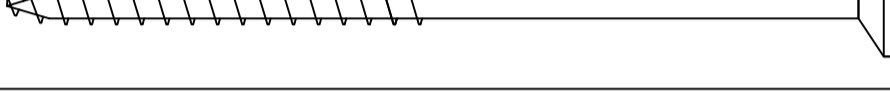
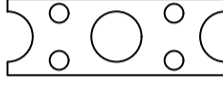
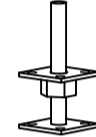
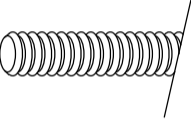
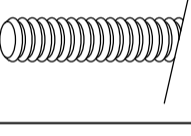
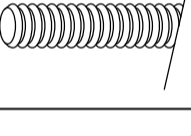
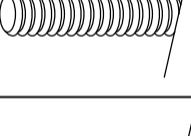
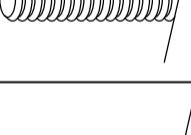
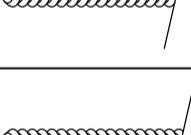
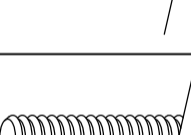

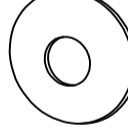

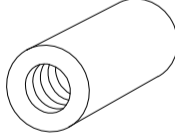
Name	Garden Paradise B 550x785_58	
Zeichnung/Drawer	Grundplan_Plan, Lagerholzplan_Foundation beams	
Profil/Profile	5.8x13.5	Datum/Date
		25.11.2021

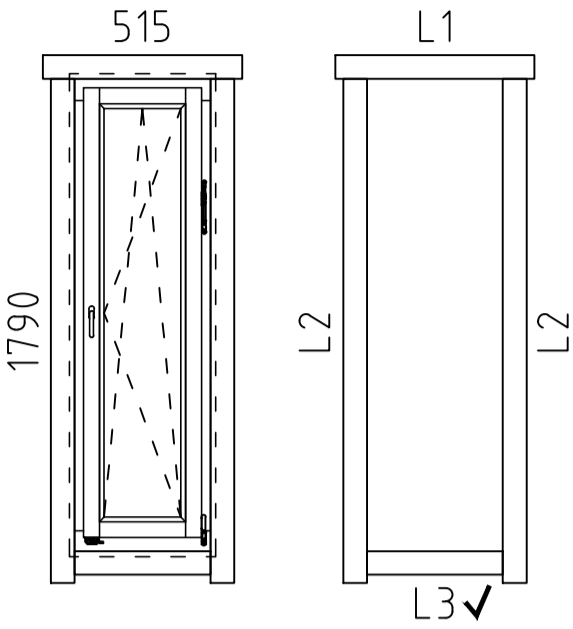
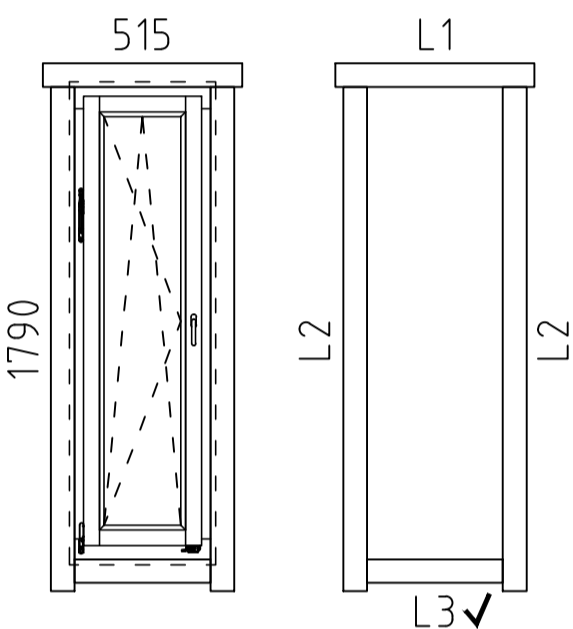
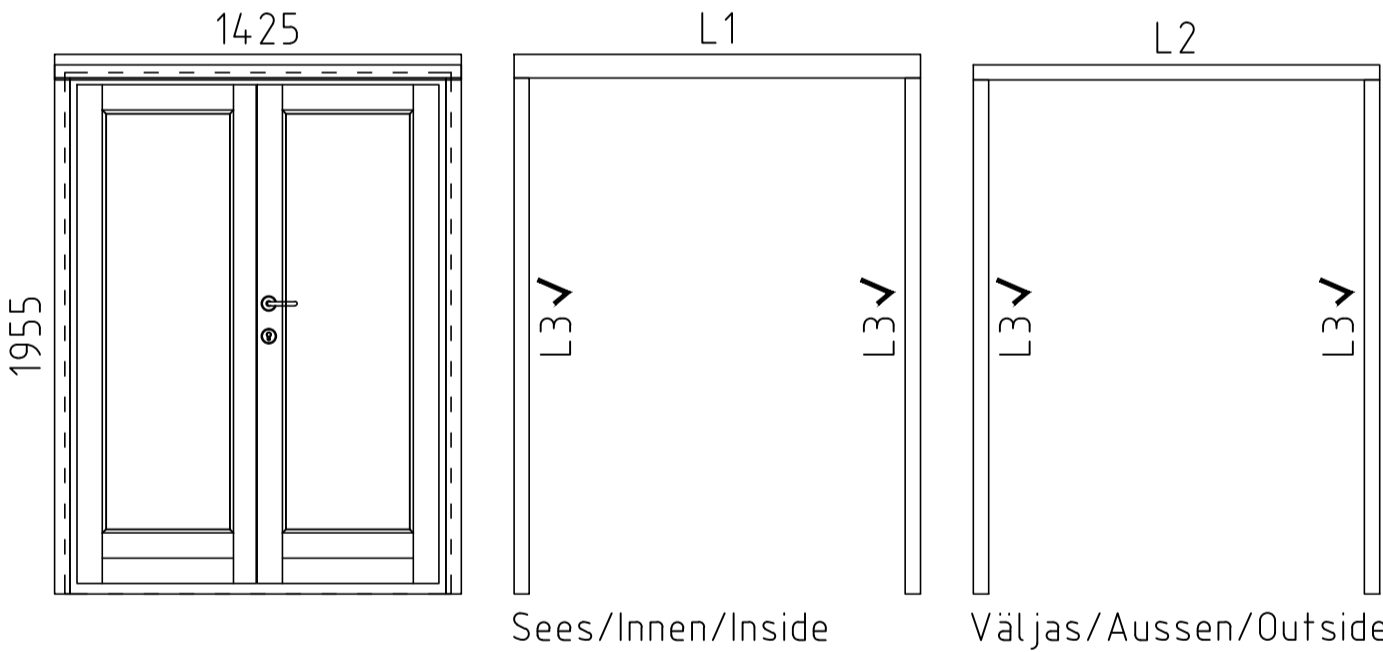
Pos	Teileliste/Specification Garden Paradise B 550x785_58	Stck. Pcs.	Profil Profile (mm)	Länge Length (mm)
000		1	58x135	5900
001		2	58x135	5900
002		1	58x135	5900
003		2	58x135	5500
004		2	58x135	5500
005		1	58x135	5500
006		1	58x135	5500
007		1	58x135	4708
008		1	58x135	4708
009		1	58x135	4400
010		1	58x135	4400
011		1	58x135	4216
012		1	58x33	4179
013		1	58x135	4179
014		1	58x64	4179
015		1	58x64	4071
016		1	58x33	4071
017		1	58x135	4071
018		1	58x135	4000
019		1	58x135	4000
020		15	58x135	4000
021		16	58x135	3800
022		1	58x135	3742
023		1	58x135	3742
024		2	58x135	3650
025		1	58x135	3649

Pos	Teileliste/Specification Garden Paradise B 550x785_58	Stck. Pcs.	Profil Profile (mm)	Länge Length (mm)
026		16	58x135	3000
027		2	58x68	3000
028		1	58x135	3000
029		7	58x135	3000
030		1	58x135	2723
031		1	58x135	1723
032		1	58x68	1723
033		13	58x135	623
034		14	58x135	588
035		6	58x135	465
036		4	58x135	465
037		3	58x135	465
038		9	58x135	458
039		4	58x135	458
040		3	58x135	458
041		14	58x135	450
042		7	58x135	450
043		7	58x135	435
044		4	58x135	435
045		3	58x135	435
046		7	58x135	430
047		4	58x135	430
048		3	58x135	430
FH2	FUNDAMENTHOLZ (imprägniert) - FOUNDATION BEAM (impregnated) 	1	70x95	3850
FH1	FUNDAMENTHOLZ (imprägniert) - FOUNDATION BEAM (impregnated) 	1	70x95	3780

Pos	Teileliste/Specification Garden Paradise B 550x785_58		Stck. Pcs.	Profil Profile (mm)	Länge Length (mm)
FH5	FUNDAMENTHOLZ (imprägniert) - FOUNDATION BEAM (impregnated) 		1	70x95	2711
FH7	FUNDAMENTHOLZ (imprägniert) - FOUNDATION BEAM (impregnated) 		2	70x95	2640
FH8	FUNDAMENTHOLZ (imprägniert) - FOUNDATION BEAM (impregnated) 		1	70x95	1641
FH6	FUNDAMENTHOLZ (imprägniert) - FOUNDATION BEAM (impregnated) 		1	70x95	348
FH3	FUNDAMENTHOLZ (imprägniert) - FOUNDATION BEAM (impregnated) 		3	45x95	3640
FH4	FUNDAMENTHOLZ (imprägniert) - FOUNDATION BEAM (impregnated) 		1	45x95	3099
FH10	FUNDAMENTHOLZ (imprägniert) - FOUNDATION BEAM (impregnated) 		1	45x95	1593
FH9	FUNDAMENTHOLZ (imprägniert) - FOUNDATION BEAM (impregnated) 		1	45x95	1503
PF4	PFETTEN - PURLIN 		2	58x170	4800
PF1	PFETTEN - PURLIN 		2	58x170	4700
PF2	PFETTEN - PURLIN 		2	58x170	3850
PF3	PFETTEN - PURLIN 		2	58x170	3750
	DACHBRETTEN - ROOF BOARDS 		74+1	113x18	5800
	FUSSBODENBRETTEN - FLOOR BOARDS 		33+1	113x28	2680
	FUSSBODENLEISTEN - FLOOR STRIPS 			14x55	15.0 lfm/rm
	DECKENLEISTEN - CEILING STRIPS 			15x28	15.0 lfm/rm
BL-1	DACHBLENDEN - PARAPET 336mm 		2	18x336	4500
			2	18x336	3786
BL-2	DACHBLENDEN - PARAPET 336mm 		2	18x336	5900
VL-1	DACHBLENDEN- Verbindungsleisten - PARAPET- connecting strips 		2	18x120	336
BS-1	DACHBLENDEN- Blendenstützen - PARAPET- Parapet support 44x65 		12	44x65	300
UPB-1	DACHBLENDEN- U-Profil für Blenden - PARAPET- U-Profile 			65x44	29.0 lfm/rm
DPL-1	DACHPAPPENLEISTE - ROOFING FELT STRIPS 15x28 			15x28	20.0 lfm/rm
T4-1	TRAUFENLEISTE - EAVES STRIPS 40x18 			40x18	16.5 lfm/rm
VE1	ECKTÜR- Vordachelement - CORNER DOOR- canopy element 1435x745 		1		
Kood	Garden Paradise B 550x785_58.rjal		File	Garden Paradise B 550x785_58.rdwg3/6	

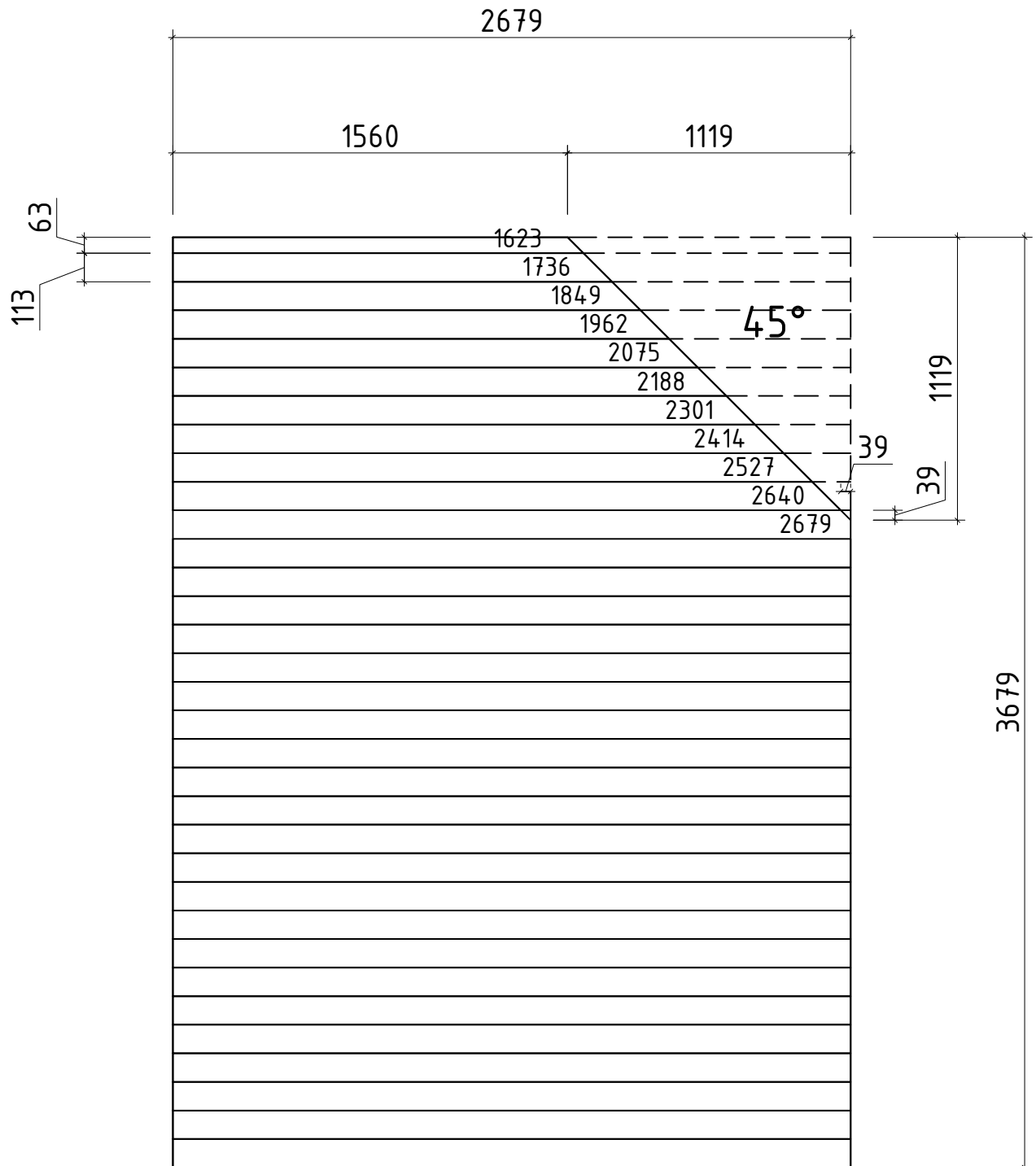
Pos	Teileliste/Specification Garden Paradise B 550x785_58		Stck. Pcs.	Profil Profile (mm)	Länge Length (mm)	
DzT 40-1	ECKTÜR- Deckbrett zum Tür - CORNER DOOR- cover strip for door 40		1	18x40	1585	
VK2-1	ECKTÜR- Verkleidungsleisten für Vordachelement - CORNER DOOR- trim strips for canopy element 70mm		2	70x12	1110	
P9L3-1	ECKTÜR- linke Türpfoste - CORNER DOOR- left hand doorpost 58		1	90x90	2045	
P9R3-1	ECKTÜR- rechte Türpfoste - CORNER DOOR- right hand doorpost 58		1	90x90	2045	
SP3-1	STÜTZPFOSTE - SUPPORT POST 120x120		1	120x120	2160	
SP3-2	STÜTZPFOSTE - SUPPORT POST 120x120		2	120x120	2160	
TL58-1	T-LEISTEN - T-STRIPS 58		2	45x58	1705	
TL5 8-2	T-LEISTEN - T-STRIPS 58		4	45x58	1840	
A58-1	ADAPTER 58	Obere seite Upper side 		1	94x120	2260
SH	SCHLAGHÖLZER - MOUNTING PIECES		3			
ML1	Metallstange - Metal bar		9	D10	900	
ML2	Metallstange - Metal bar		2	D10	770	
ML3	Metallstange - Metal bar		1	D10	630	
ML4	Metallstange - Metal bar		3	D10	360	
KL-1	Gewindestange - Threaded rod M12- für die Pfetten - for purlins		8		170	
MUT26	Mutter - Nut M12 U-Scheibe - Washer Ø30- für die Pfetten - for purlins		16			
NG04	NÄGEL - NAILS 2.5x50 Dachbretter - Roof boards		1036			
NG2 560	NÄGEL - NAILS 2.5x60 Fussbodenbretter - Floor boards		396			
SR3 030	Schrauben - Screws 3.0x30 Dachblenden Verbindungsleisten - Parapet Connecting strips		12			
SR3 030	Schrauben - Screws 3.0x30 Dachpappeleisten - Roofing felt		41			
SR3 030	Schrauben - Screws 3.0x30 Deckenleisten - Ceiling strips		30			
SR3 030	Schrauben - Screws 3.0x30 Fussbodenleisten - Floor strips		26			
SR3 030	Schrauben - Screws 3.0x30 Traufenleisten - Eaves strips		34			
SR37	Schrauben - Screws 3.5x45 Türleisten - Window/Door strips		110			
SR3 545	Schrauben - Screws 3.5x45 U-Profil für Blenden - Parapet U-Profile		58			
Kood	Garden Paradise B 550x785_58	Maßstab	File	Garden Paradise B 550x785_58	dwg4/6	

Pos	Teileliste/Specification Garden Paradise B 550x785_58		Stck. Pcs.	Profil Profile (mm)	Länge Length (mm)
SR354 5-001	Schrauben - Screws 3.5x45 strip	Verbindungsstreifen - Connecting 	12		
SR57	Schrauben - Screws 5.0x100	Pos 030 und 032 (1. Bohlenreihe neben die Tür - 1. log next to Door) Pos 028 	7		
SR5 0100	Schrauben - Screws 5.0x100 Foundation beams	Fundamenthölzer - 	52		
SR5 0100	Schrauben - Screws 5.0x100 Support post	Stützpfoeste - 	6		
SR5 070	Schrauben - Screws 5.0x70 Parapet mounting	Blendenbefestigung - 	64		
SR5 070	Schrauben - Screws 5.0x70	Stützpfoeste - Support post 	12		
SR6 0140	Schrauben - Screws 6.0x140 Blendenstützen - Parapet support		24		
VS	Verbindungsstreifen für verbinden der Wandbohlen - Connecting strip for connecting the wall parts 		3		
VP3	Verstellbare Pfostenstütze - Adjustable post support M20 		3		
KL1	Gewindestange - Threaded Rod M8 		4		2000
KL2	Gewindestange - Threaded Rod M8 		1		528
KL3	Gewindestange - Threaded Rod M8 		1		493
KL4	Gewindestange - Threaded Rod M8 		2		460
KL5	Gewindestange - Threaded Rod M8 		3		438
KL6	Gewindestange - Threaded Rod M8 		3		405
KL7	Gewindestange - Threaded Rod M8 		10		334
KL8	Gewindestange - Threaded Rod M8 		4		303
	Mutter - nut M8 U-Scheibe - washer Ø25	 	48		
	Befestigungsmutter - fixing nut M8		4		
Kood	Garden Paradise B 550x785_58.rjal		File	Garden Paradise B 550x785_58.rdwg5/6	

Pos	Teileliste/Specification Garden Paradise B 550x785_58	Stck. Pcs.	Profil Profile (mm)	Länge Length (mm)
	<p style="text-align: center;">FENSTER/WINDOW Q5 W5-S58P-0XT-05151790</p>  <p style="text-align: right;">RA68-10/W121-PT</p> <p>L1 18x90 L=755mm 2x L2 18x90 L=1910mm 4x L3 18x90 L=515mm 2x ✓</p>	2		
	<p style="text-align: center;">FENSTER/WINDOW Q5 W5-S58V-0XT-05151790</p>  <p style="text-align: right;">RA68-10/W121-VT</p> <p>L1 18x90 L=755mm 2x L2 18x90 L=1910mm 4x L3 18x90 L=515mm 2x ✓</p>	1		
	<p style="text-align: center;">TÜR/DOOR Q5 D5-M58R-0XT-14251955</p>  <p style="text-align: right;">TU4-SH (196)/D202-RT</p> <p>L1 18x90 L=1540mm 1x L2 18x58 L=1540mm 1x L3 18x58 L=1955mm 4x ✓</p> <p>DIN rechts</p>	1		
	<p>Achtung! Die Giebelbohlen können teilweise schon vormontiert sein! Bitte beachten - diese erscheinen nicht ganz so wie in der Teileliste beschrieben.</p>			
	<p>Notice! The gable pieces can be partly pre-assembled! Please notice - those differ from the description given in the specification list.</p>			
	<p>✓ - Bitte selber anpassen (falls nötig)! / Cut into length on site (if needed)!</p>			
Kood	Garden Paradise B 550x785_58	File	Garden Paradise B 550x785_58.dwg/6/6	

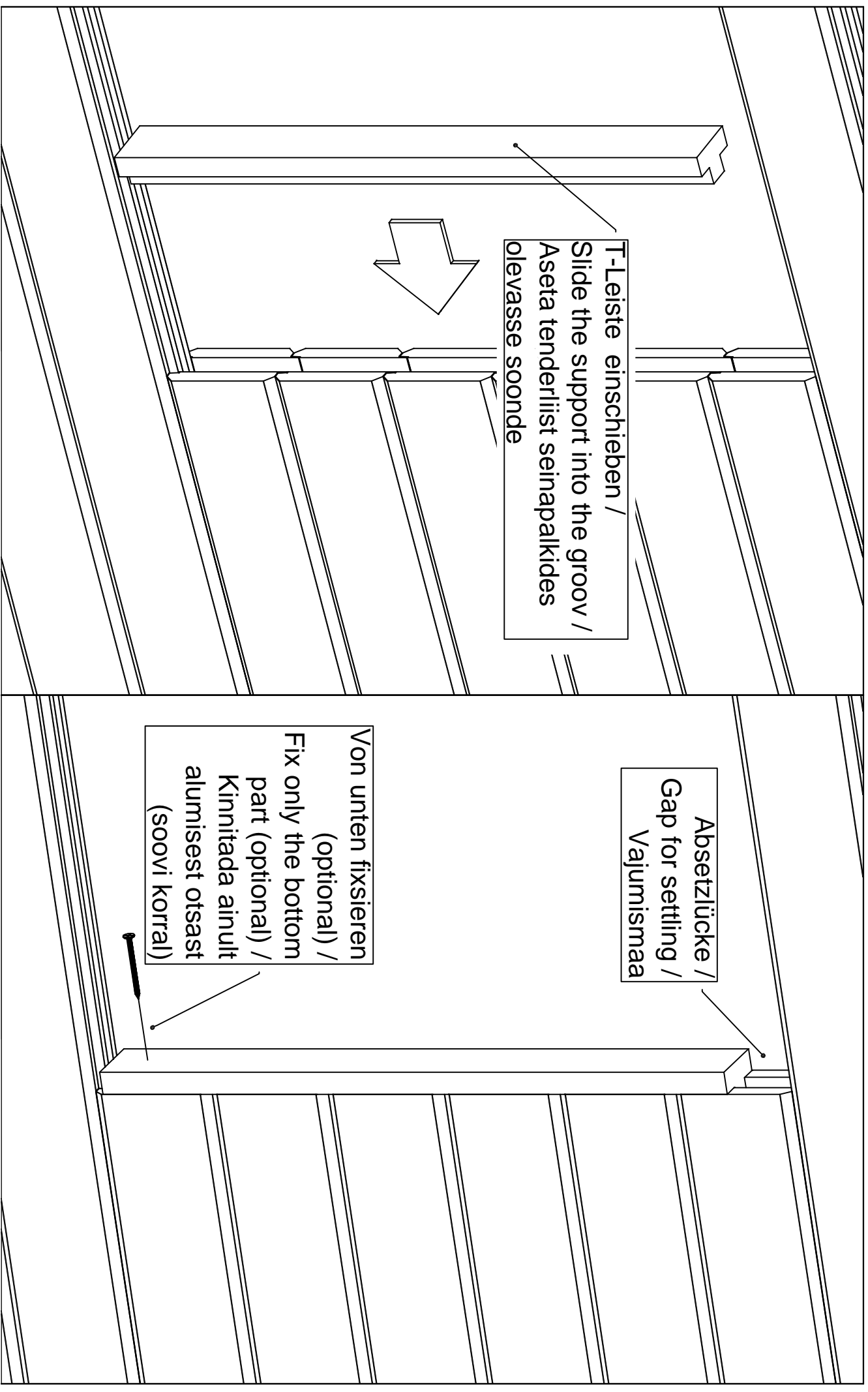
Garden Paradise B 550x785_58

Zuschneiden der
Fussbodenbretter 113x28mm



Federseite

Montageanleitung für T-Leisten / Installing the door and window supports / Tenderliistu paigaldusjuhend.



Aken	Q4-Q6	-	paigaldusjuhis
Window	Q4-Q6	-	assembly instructions
Fenster	Q4-Q6	-	Montageanleitung

5-10mm

3.5x45

Lõika mõõtu
Cut to length
Absägen
- 10mm / -20mm

NB!

3.5x45

Vihmaliist / Rain strip / Wasserleiste

Q5-Q6

*Silikoon
*Silicon
*Silikon

*Vajumispilu
*Settling gap
*Senkungs spalt

ca 40-50mm

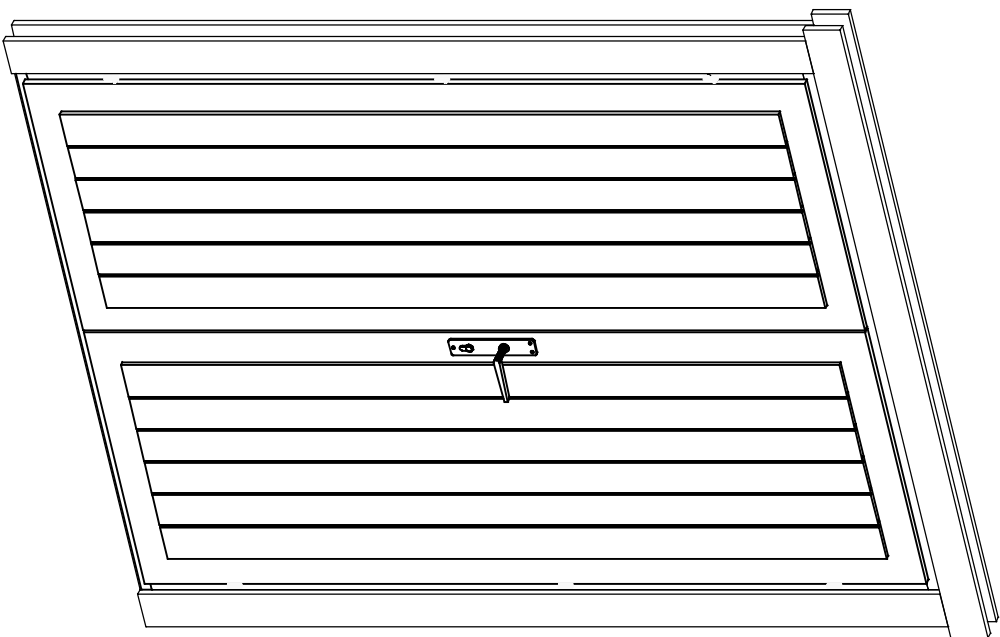
NB!

- Monteerida juhul kui ese on välja toodud maja spetsifikatsioonis!
- Install only if the item is listed in the house specification!
- Nur montieren wenn die Leiste in der Teileliste gezeigt ist!

Veeplekk / Window sill / Fensterbank

4,2x16

Ukse montaa 0 / Tür montage / Door assembly
(GH+ / SH)



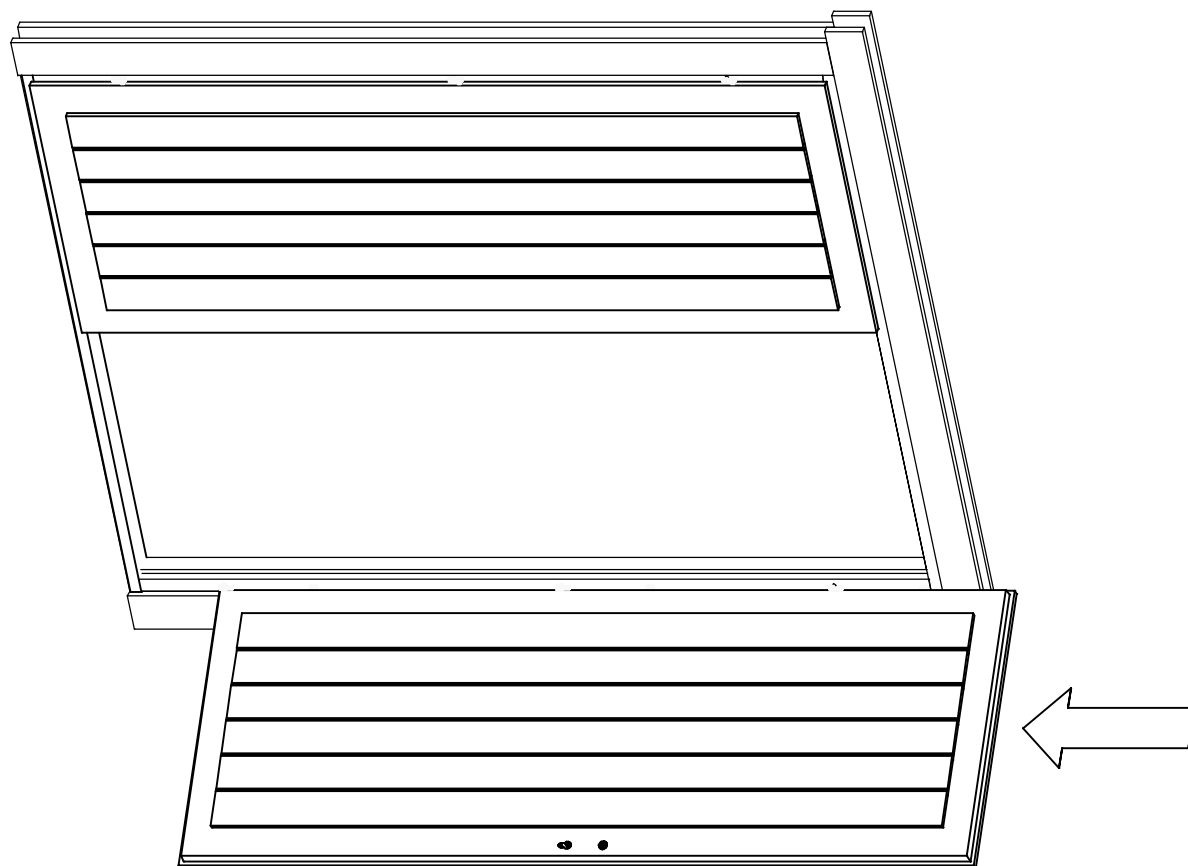
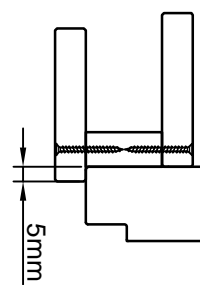
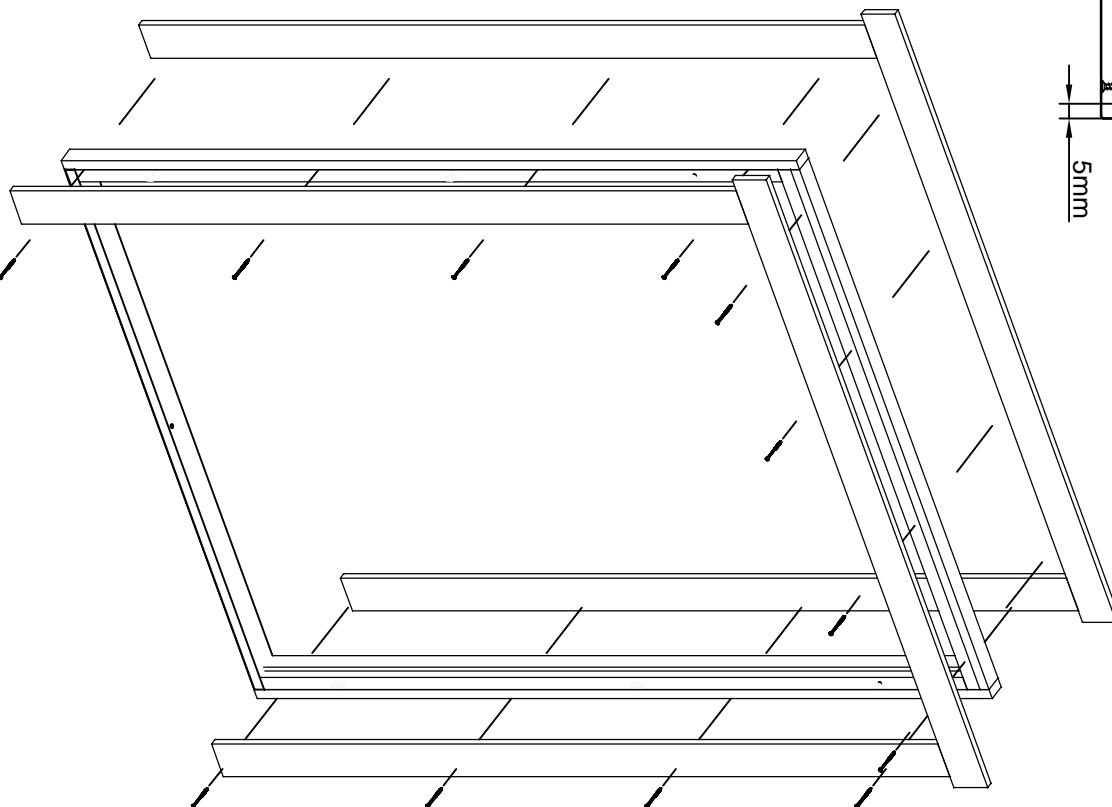
4.5x90

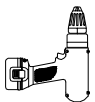
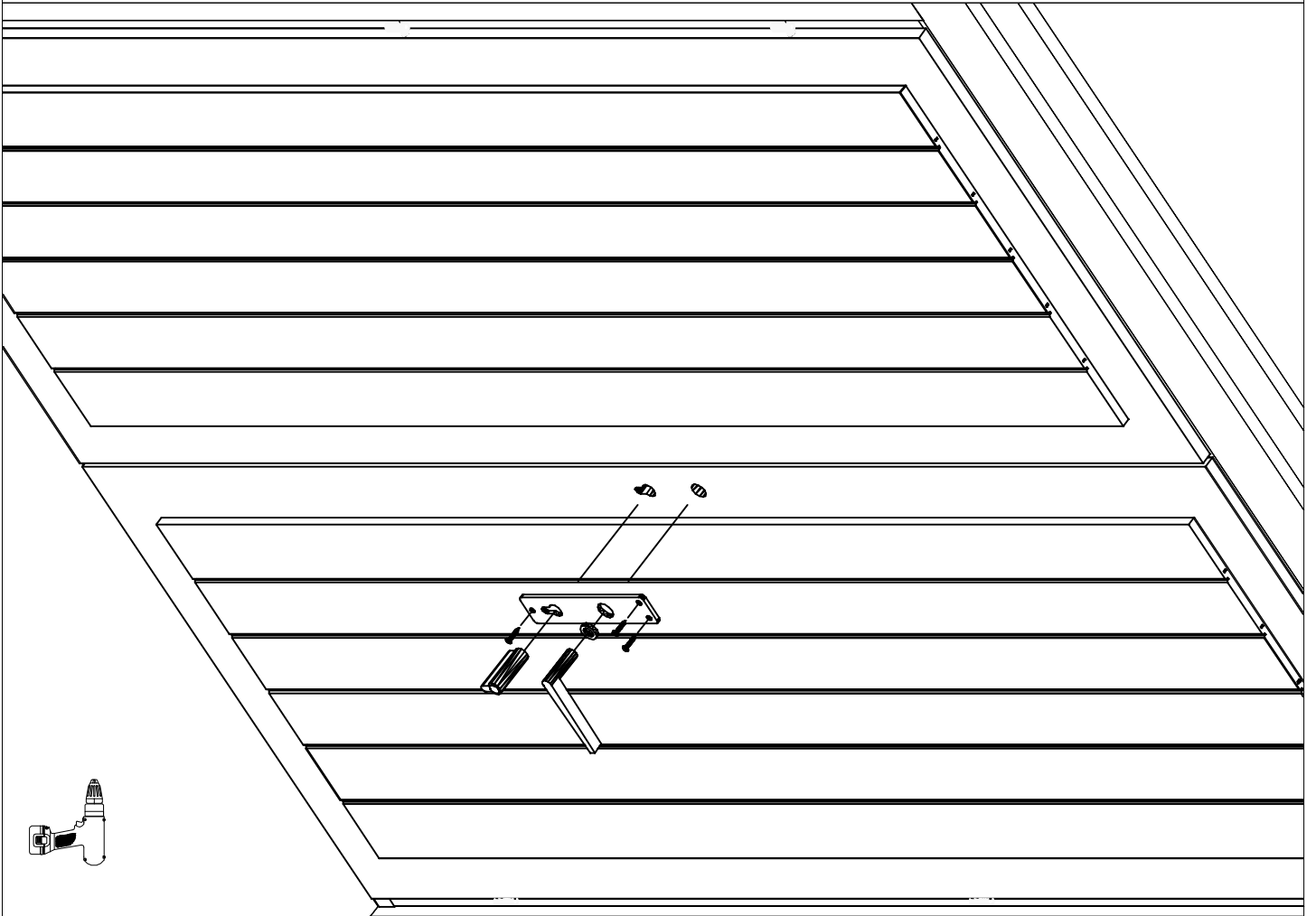
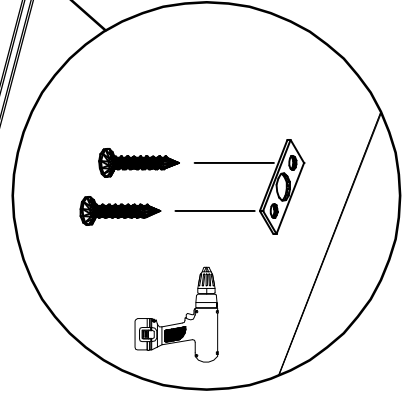
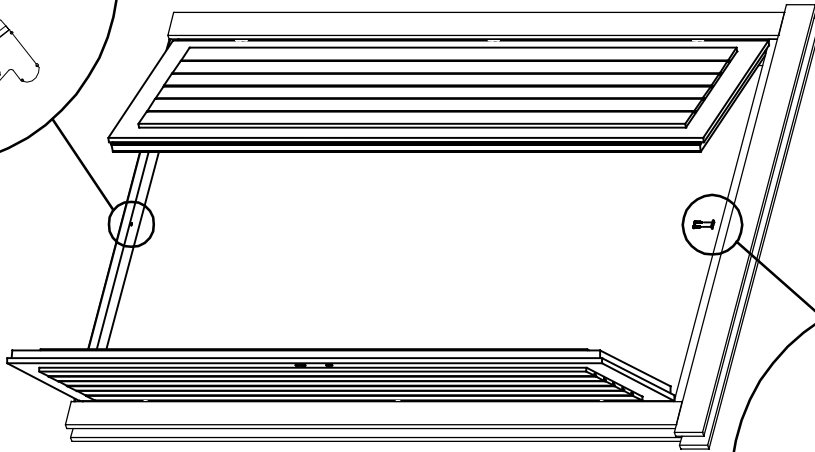
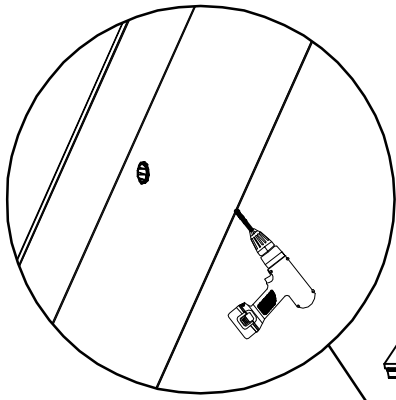


4.5x90

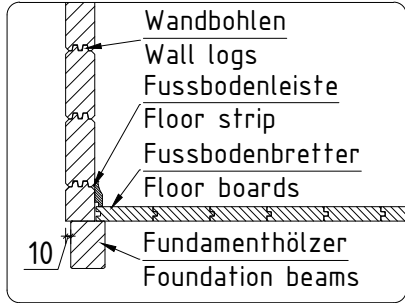
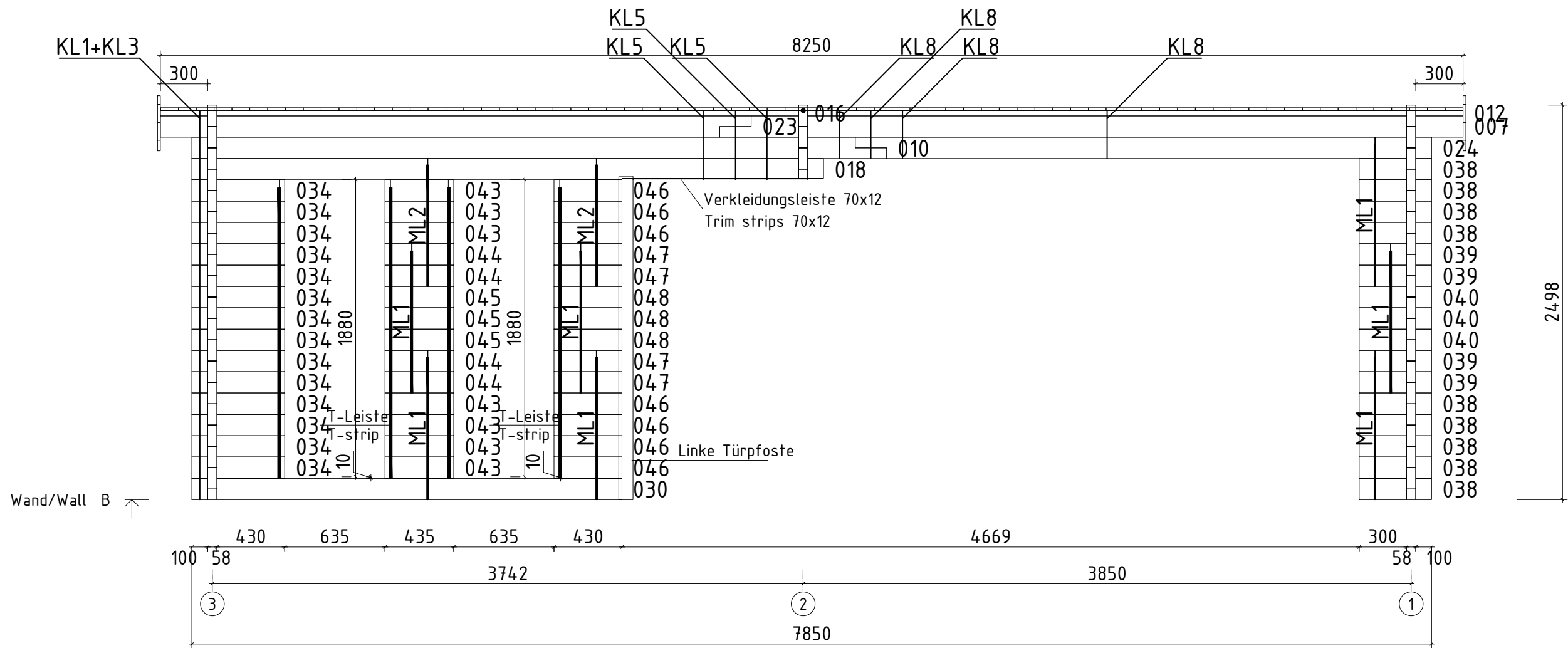


3.5x45

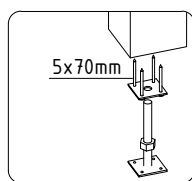
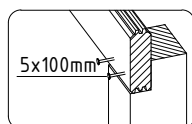
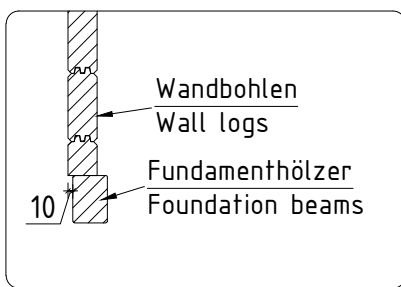
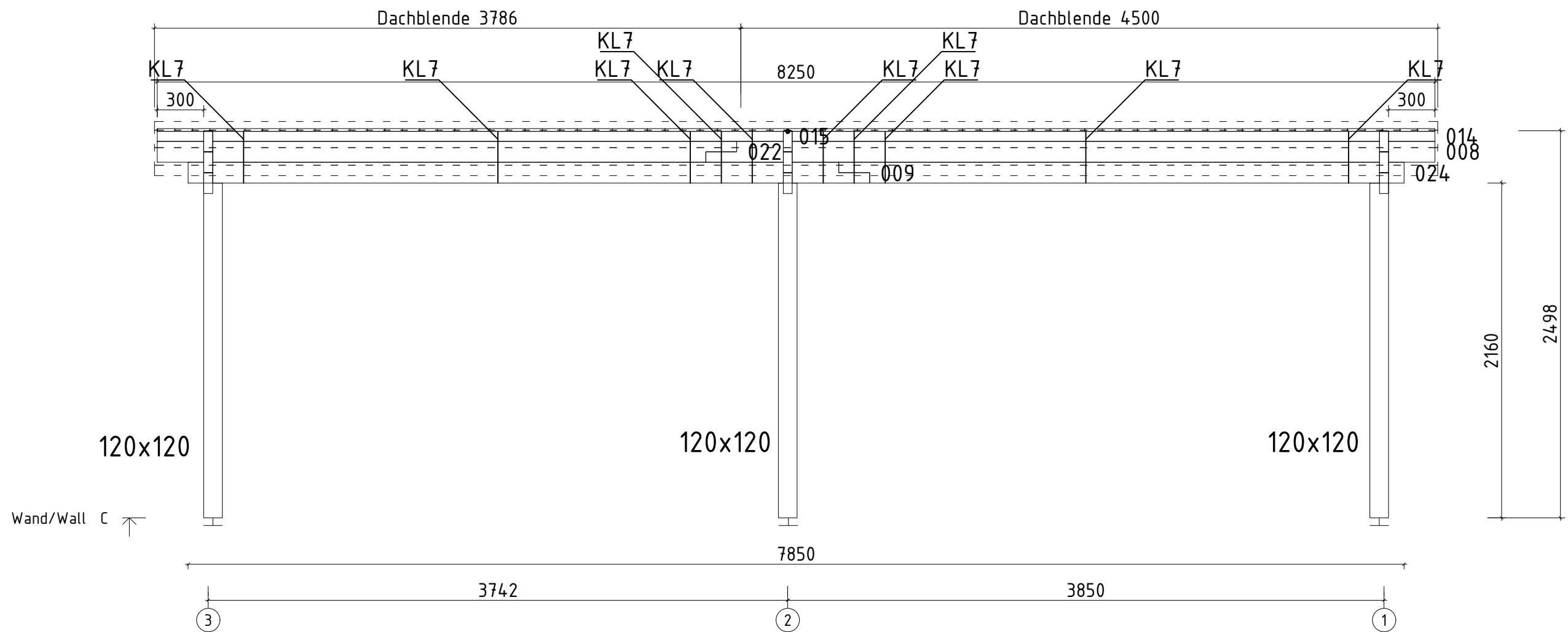





Vordachelement/Canopy element



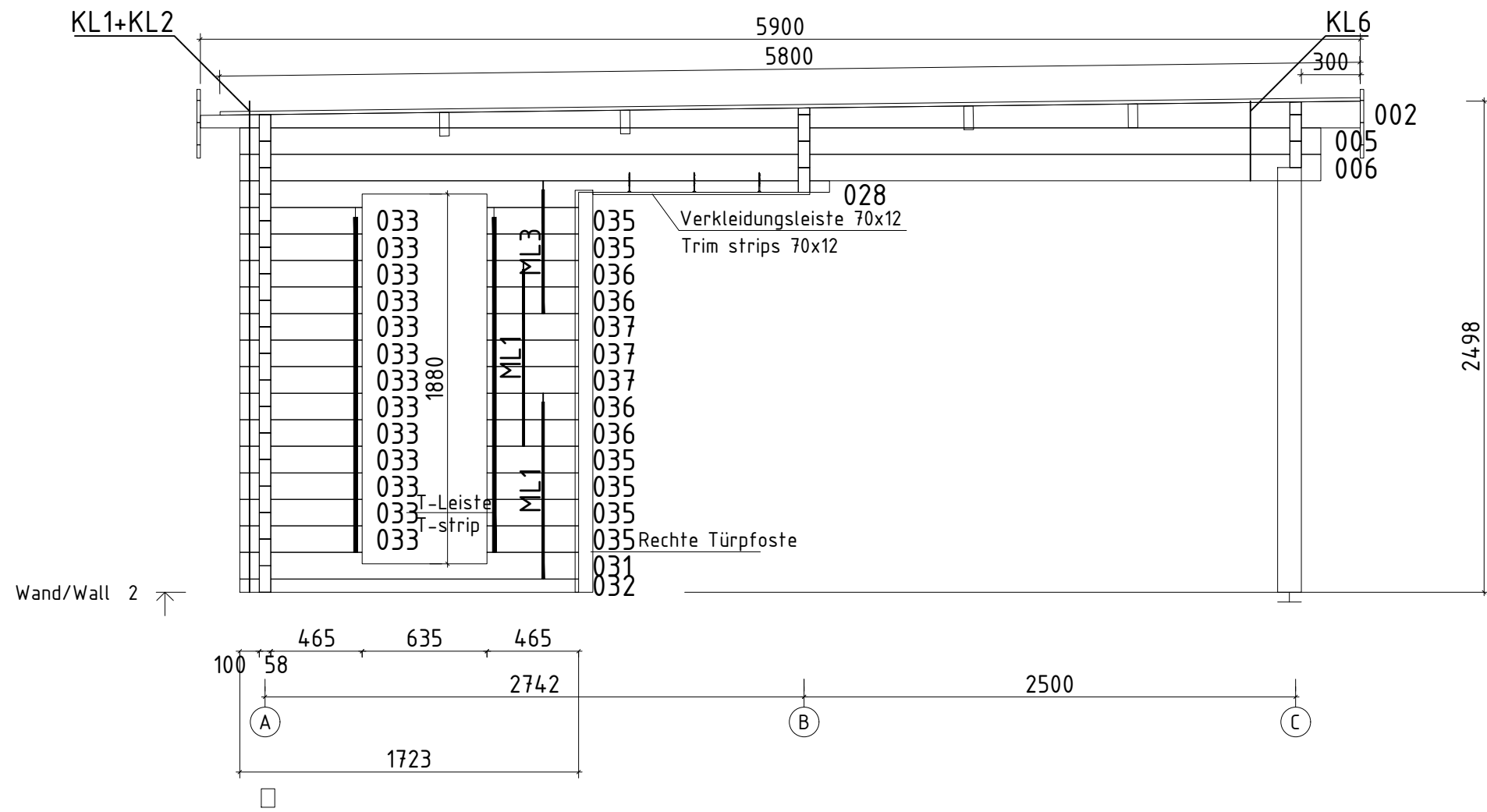
Name	Garden Paradise B 550x785_58		
Zeichnung/Drawing	WAND/WALL B		
Profil/Profile	5.8x13.5	Datum/Date	25.11.2021



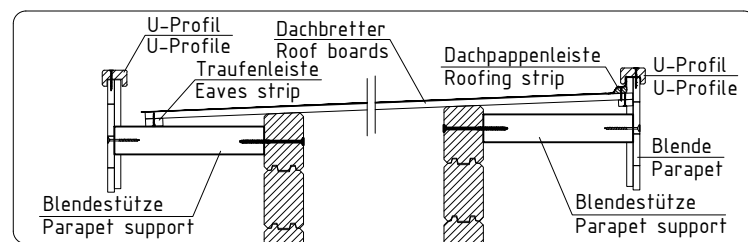
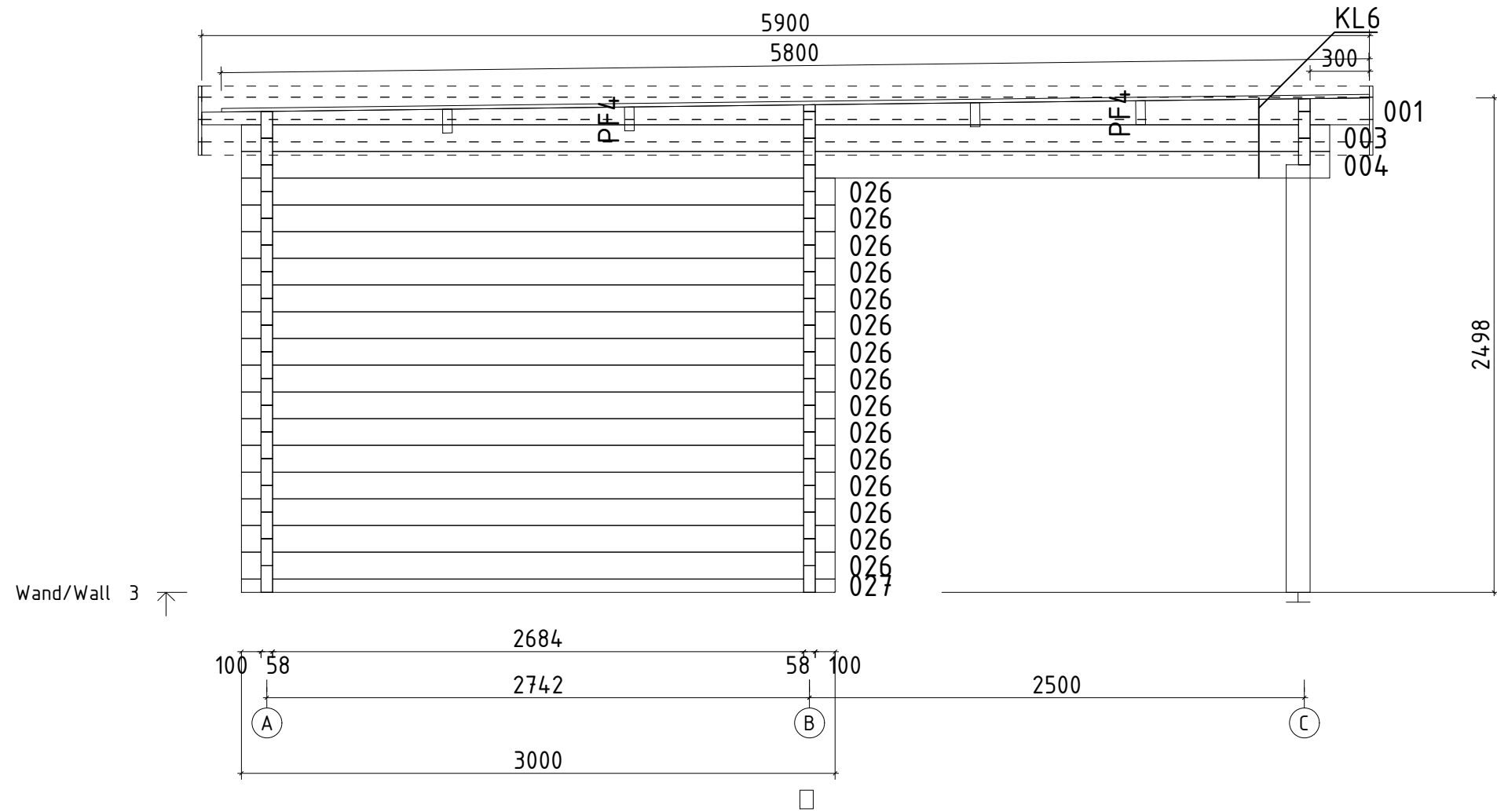
Name	Garden Paradise B 550x785_58		
Zeichnung/Drawing	WAND/WALL C		
Profil/Profile	5.8x13.5	Datum/Date	25.11.2021



Name	Garden Paradise B 550x785_58		
Zeichnung/Drawing	WAND/WALL 1		
Profil/Profile	5.8x13.5	Datum/Date	25.11.2021



Name	Garden Paradise B 550x785_58		
Zeichnung/Drawing	WAND/WALL 2		
Profil/Profile	5.8x13.5	Datum/Date	25.11.2021



Name	Garden Paradise B 550x785_58		
Zeichnung/Drawing	WAND/WALL 3		
Profil/Profile	5.8x13.5	Datum/Date	25.11.2021