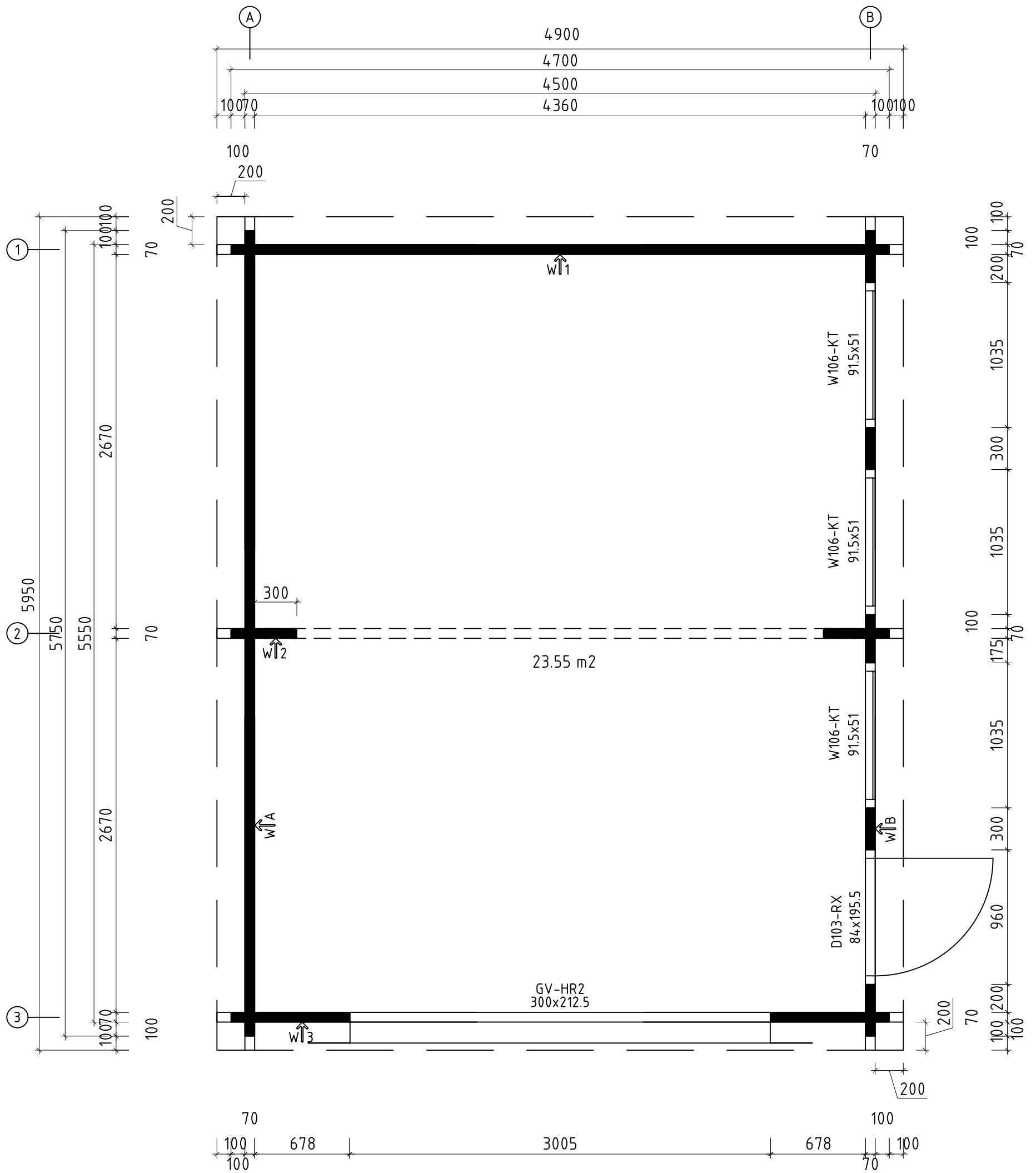


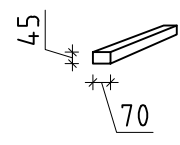
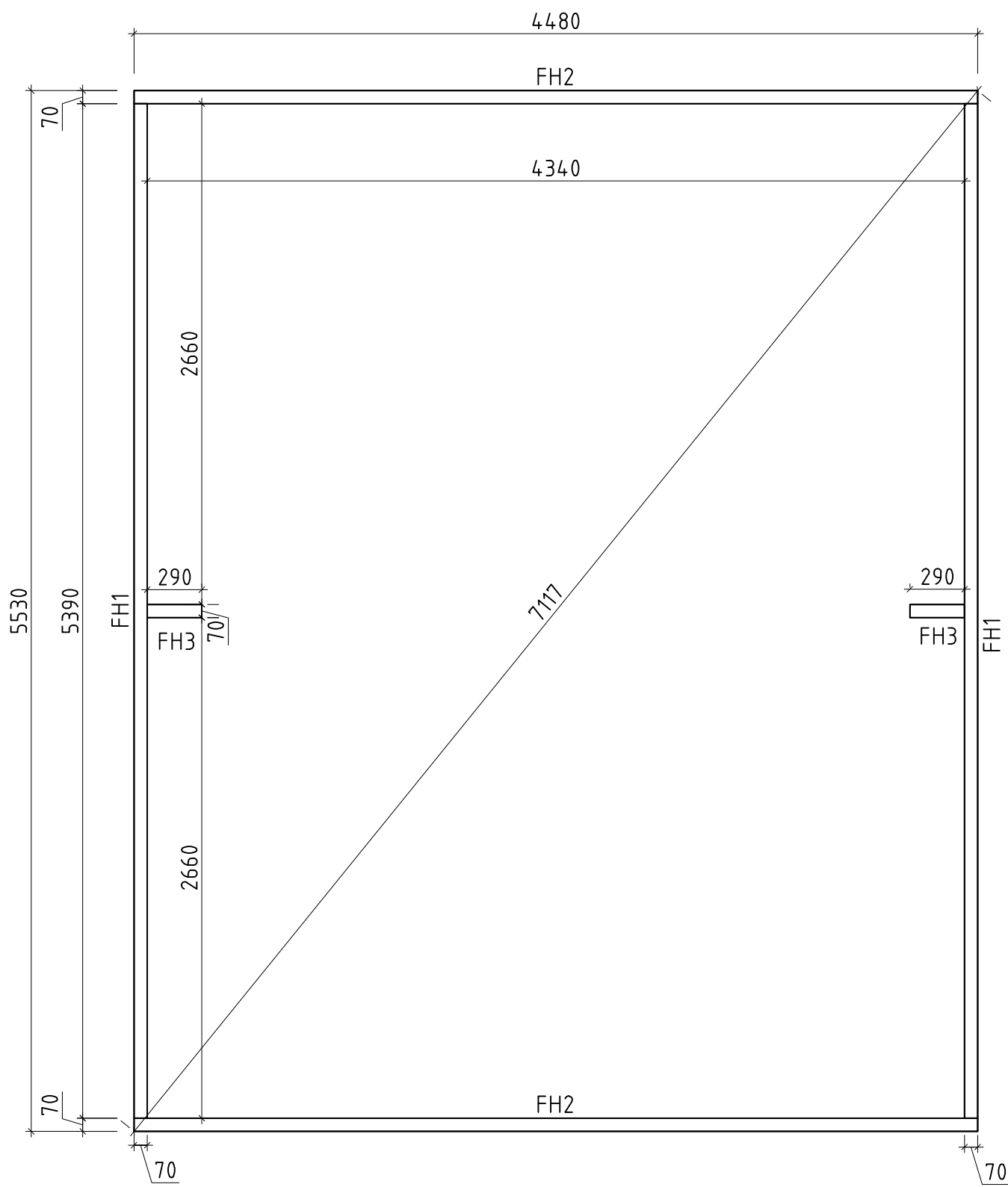
Name	Hansa Garage Deluxe D 470x575_70		
Zeichnung/Drawing	3D		
Profil/Profile	7.0x13.5	Datum/Date	17.04.2023

H = 1.800 m
TOTAL: 23.55 m²


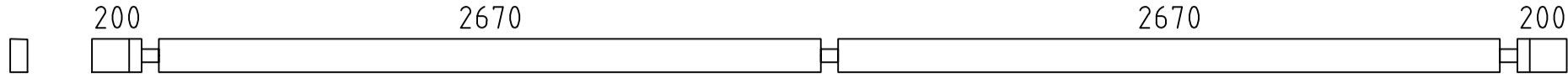
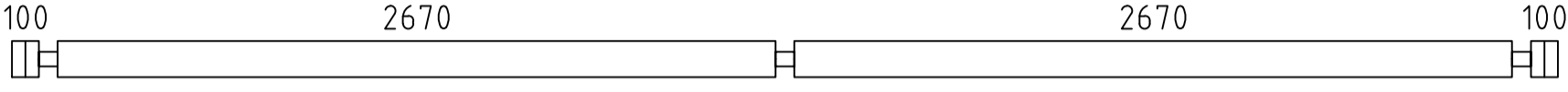
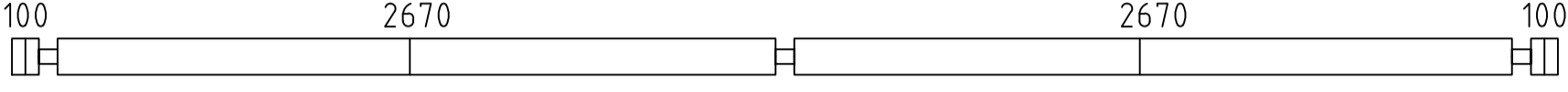
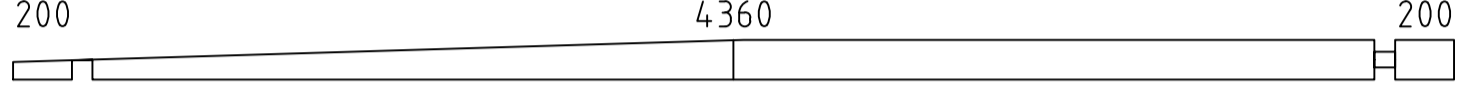
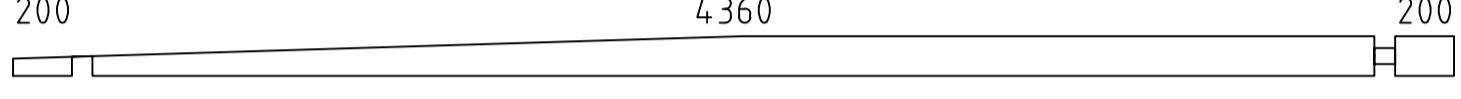
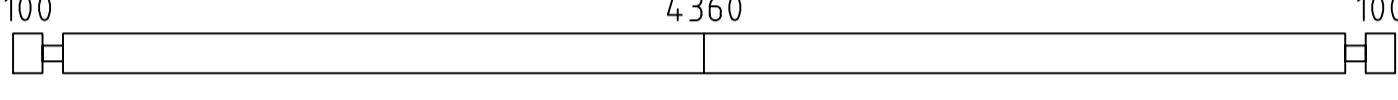
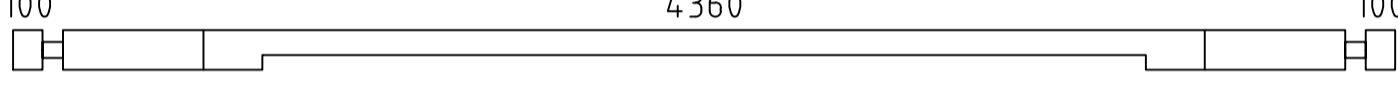
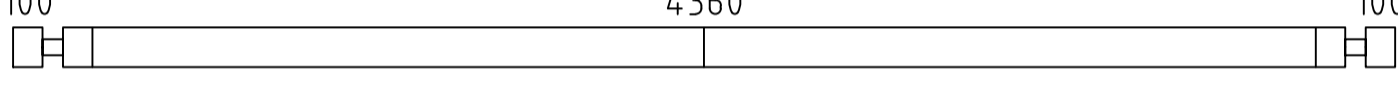




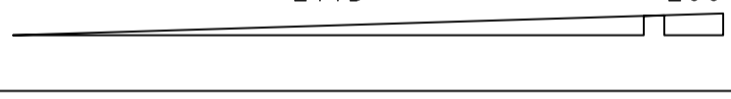








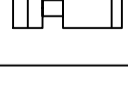








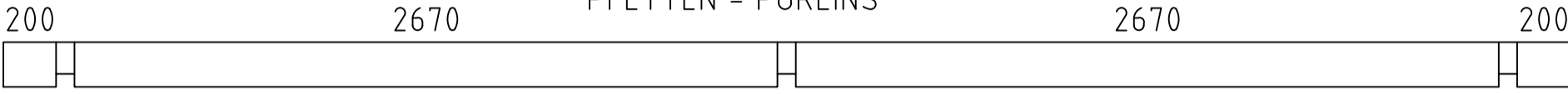
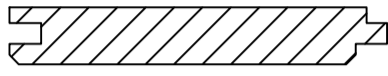



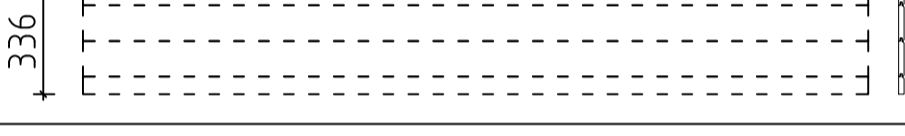
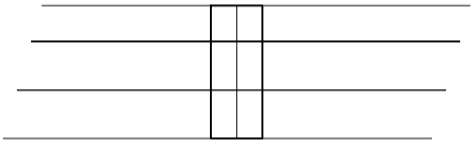
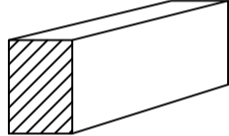
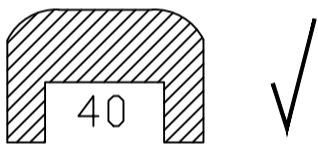

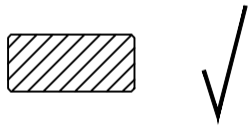
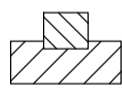
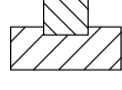



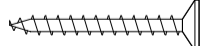
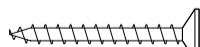



Q5 – Qualitätsklasse für Fenster und Türen/
Quality class for windows and doors

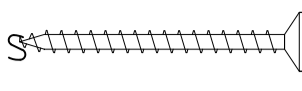
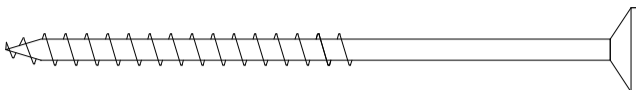
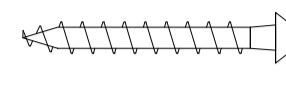
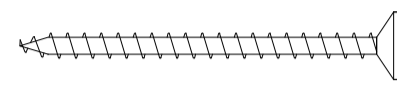
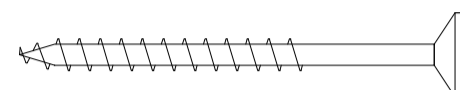
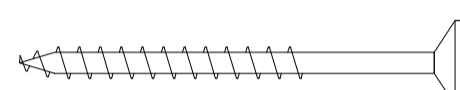
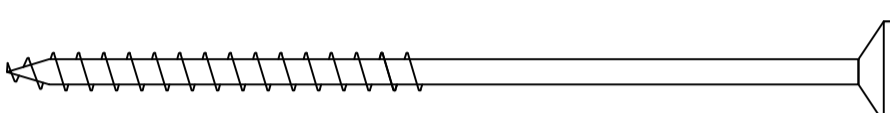





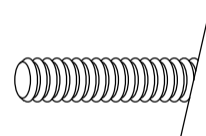
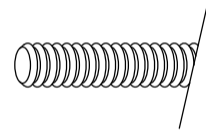
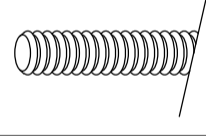
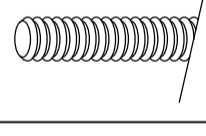


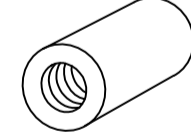
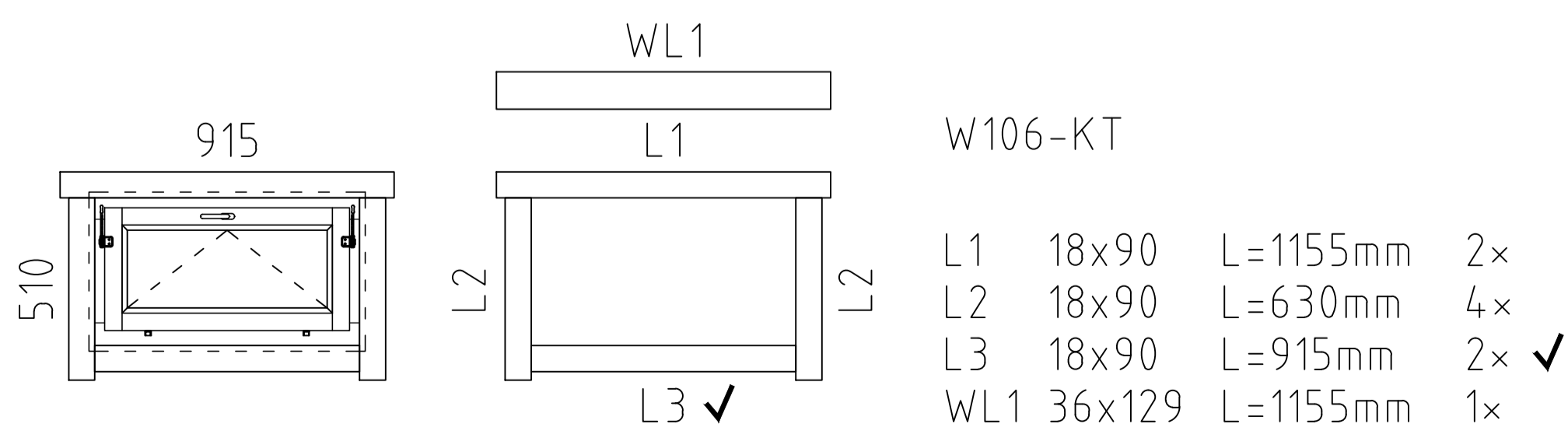
Name	Hansa Garage Deluxe D 470x575_70		
Zeichnung/Drawing	Grundplan		
Profil/Profile	7.0x13.5	Datum/Date	17.04.2023

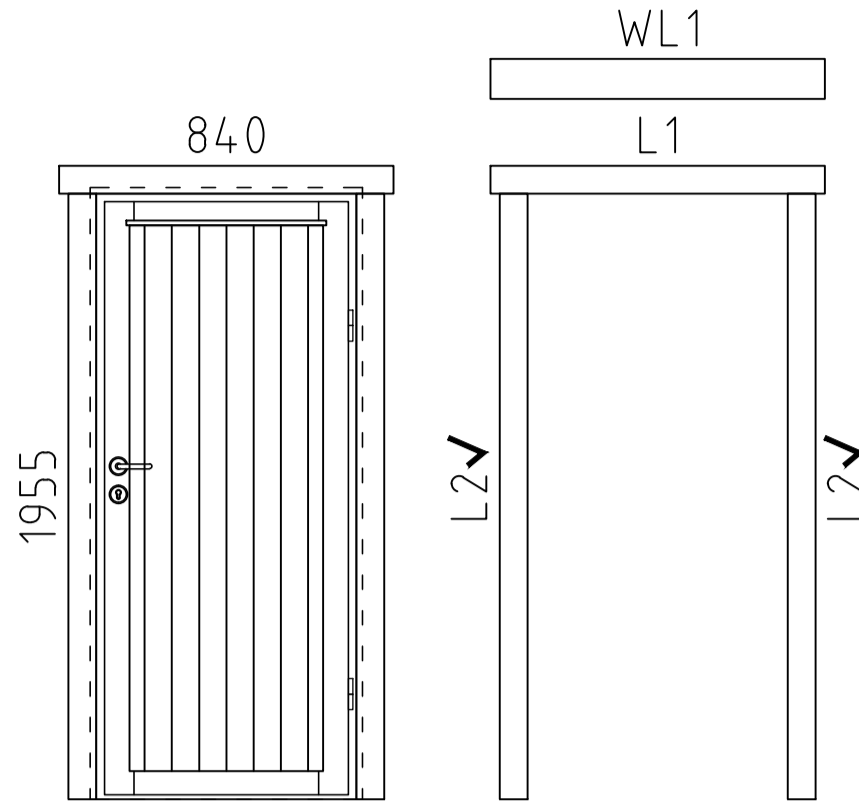


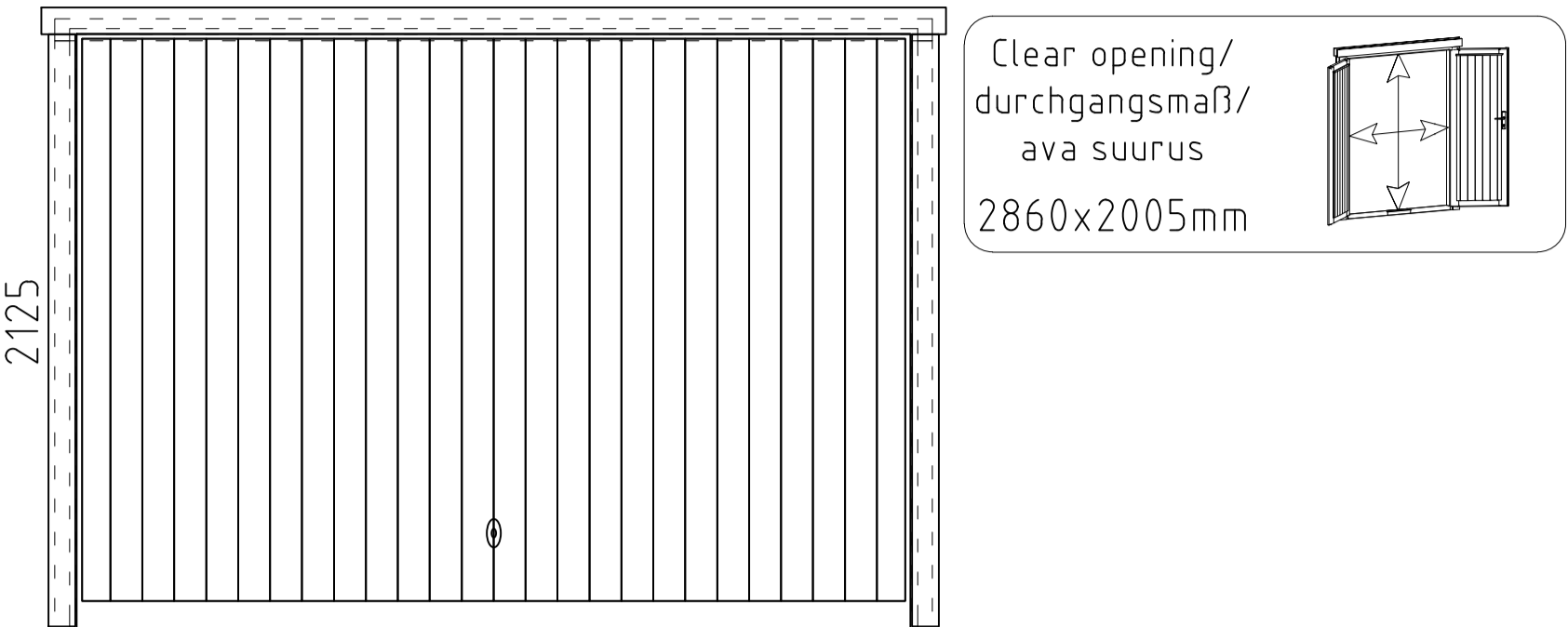
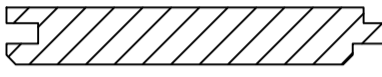
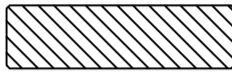
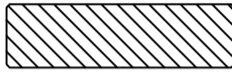
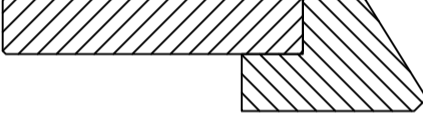
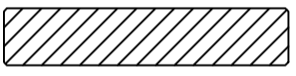
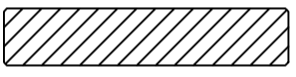

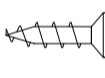
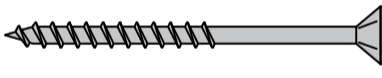
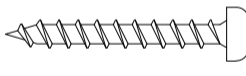
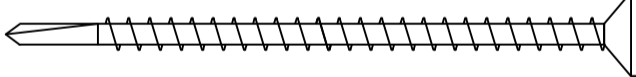

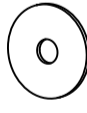
Name	Hansa Garage Deluxe D 470x575_70	
Zeichnung/Drawing	Lagerholzplan , Foundation Plan	
Profil/Profile	7.0x13.5	Datum/Date 17.04.2023

Pos	Teieliste/Specification Hansa Garage Deluxe D 470x575_70	Stck Pcs.	Profil Profile (mm)	Länge Length (mm)
	<u>Achtung!</u> Die Giebelbohlen können teilweise schon vormontiert sein! Bitte beachten - diese erscheinen nicht ganz so wie in der Teieliste beschrieben.			
	<u>Notice!</u> The gable pieces can be partly pre-assembled! Please notice - those differ from the description given in the specification list.			
000		1	70x135	5950
001		2	70x135	5950
002		21	70x135	5750
003		1	70x135	5750
004		2	70x135	4900
005		1	70x135	4900
006		3	70x135	4700
007		1	70x135	4700
008		1	70x135	4700
009		18	70x135	4700
010		1	70x68	4700
011		10	70x135	4420
012		1	70x135	4420
013		3	70x74	2415
014		2	70x68	848
015		14	70x135	848
016		4	70x135	848
017		12	70x135	848
018		14	70x135	470
019		4	70x135	470
020		14	70x135	470
021		2	70x68	470
022		19	70x135	370
023		4	70x135	345
024		8	70x135	300
Kood	Hansa Garage Deluxe D 470x575_70	Materjal		Leht 1/5

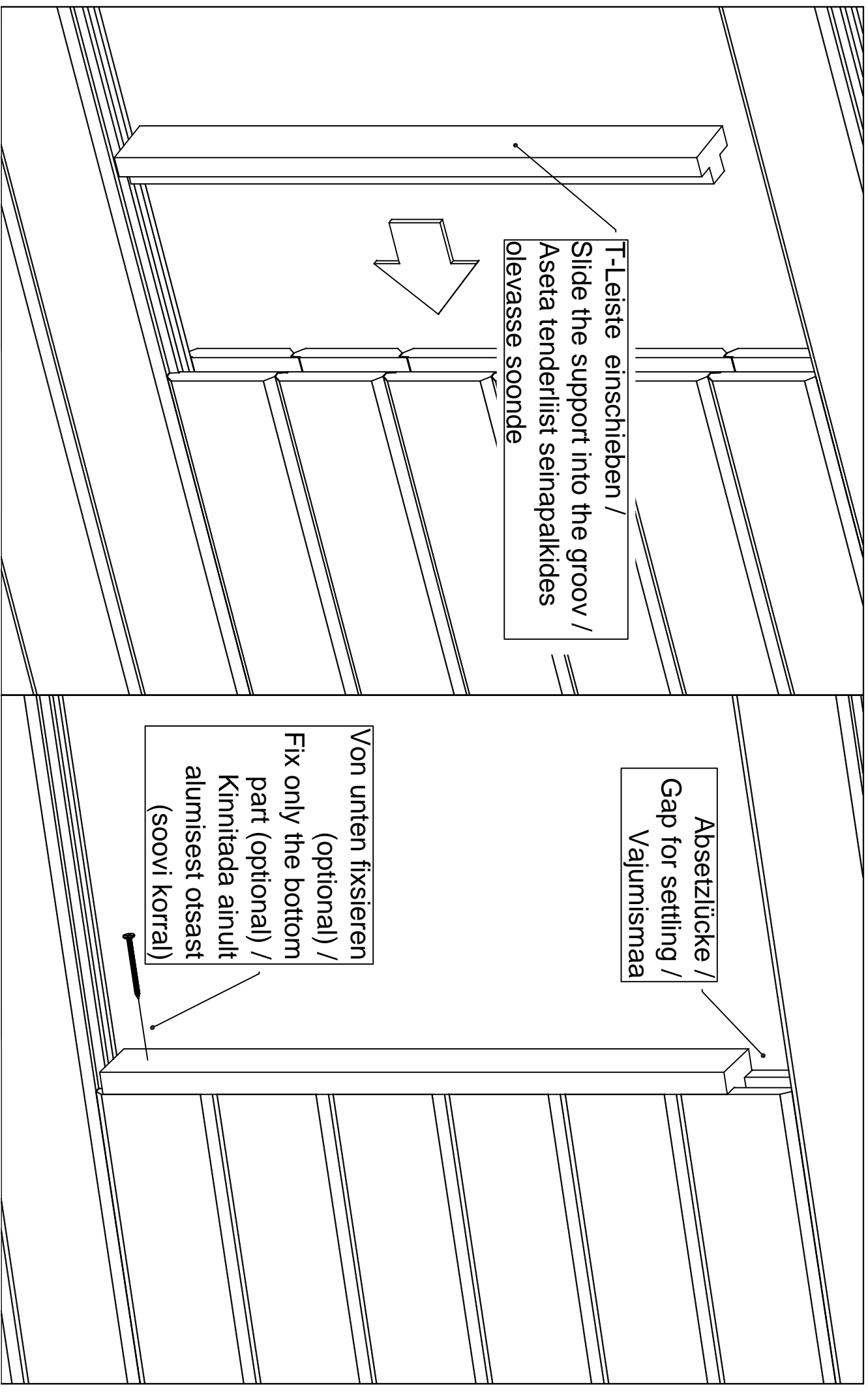
Pos	Teileliste/Specification Hansa Garage Deluxe D 470x575_70		Stck Pcs.	Profil Profile (mm)	Länge Length (mm)
FH1	FUNDAMENTHOLZ (imprägniert) - FOUNDATION BEAM (impregnated) 		2	70x45	5390
FH2	FUNDAMENTHOLZ (imprägniert) - FOUNDATION BEAM (impregnated) 		2	70x45	4480
FH3	FUNDAMENTHOLZ (imprägniert) - FOUNDATION BEAM (impregnated) 		2	70x45	290
TB1	TRÄGEBALKE - SUPPORT BEAM 		1	44x94	4354
PF1	PFETTEN - PURLINS 		4	58x170	5950
	DACHBRETTEN - ROOF BOARDS 		53+1	113x18	4852
	DECKENLEISTEN - CEILING STRIPS 			15x28	24.0 lfm/rm
BL-1	DACHBLENDEN - PARAPET 336mm 		2	18x336	4902
BL-2a	DACHBLENDEN - PARAPET 336mm 		2	18x336	3100
BL-2b	DACHBLENDEN - PARAPET 336mm 		2	18x336	2886
VL-1	DACHBLENDEN- Verbindungsleisten - PARAPET- connecting strips 		2	18x120	336
BS-1	DACHBLENDEN- Blendenstützen - PARAPET- Parapet support 44x65 		8	44x65	200
UPB-1	DACHBLENDEN- U-Profil für Blenden - PARAPET- U-Profile 			65x44	23.0 lfm/rm
DPL-1	DACHPAPPENLEISTEN - ROOFING FELT STRIPS 15x28 			15x28	16.0 lfm/rm
T06-1	TRAUFENLEISTEN - EAVES STRIPS 18x40 			18x40	12.0 lfm/rm
TL70-1	T-LEISTEN - T-STRIPS 70 		6	45x70	490
TL70-2	T-LEISTEN - T-STRIPS 70 		2	45x70	1975
SH	SCHLAGHÖLZER - MOUNTING PIECES 		3		
PS01	PFETTENSCHUH - JOIST HANGER 45X97 		2		
NG2 550	NÄGEL - NAILS 2.5x50 Dachbretter - Roof boards 		636		
SR3 030	Schrauben - Screws 3.0x30 Dachblenden Verbindungsleisten - Parapet Connecting strips 		16		
SR3 030	Schrauben - Screws 3.0x30 Dachpappeleisten - Roofing felt 		32		
SR3 030	Schrauben - Screws 3.0x30 Deckenleisten - Ceiling strips 		44		
SR3 030	Schrauben - Screws 3.0x30 Traufenleisten - Eaves strips 		24		
SR3 545	Schrauben - Screws 3.5x45 U-Profil für Blenden - Parapet U-Profile 		44		
Kood	Hansa Garage Deluxe D 470x575_70		Materjal		Leht 2/5

Pos	Teileliste/Specification Hansa Garage Deluxe D 470x575_70		Stck Pcs.	Profil Profile (mm)	Länge Length (mm)																				
SR37	Schrauben - Screws 3.5x45 Tür/Fensterleisten - Door/Window strips		82																						
SR5 0100	Schrauben - Screws 5.0x100 Fundamenthölzer - Foundation beams		24																						
SR504 2-002	Schrauben - Screws 5.0x42 Pfettenschuhe - joist hanger		20																						
SR44	Schrauben - Screws 4.0x60 Wasserleisten /Rain strips WL1		12																						
SR5 070	Schrauben - Screws 5.0x70 Blendenbefestigung - Parapet mounting		52																						
SR5 070	Schrauben - Screws 5.0x70 Blendenstützen - Parapet support		12																						
SR6 0140	Schrauben - Screws 6.0x140 Blendenstützen - Parapet support		12																						
ML1	Metallstange - Metal bar		2	D10	1310																				
ML2	Metallstange - Metal bar		4	D10	1240																				
ML3	Metallstange - Metal bar		2	D10	1170																				
ML4	Metallstange - Metal bar		2	D10	770																				
ML5	Metallstange - Metal bar		1	D10	360																				
KL1	Gewindestange - Threaded Rod M8		4		2000																				
KL2	Gewindestange - Threaded Rod M8		2		730																				
KL3	Gewindestange - Threaded Rod M8		2		595																				
KL4	Gewindestange - Threaded Rod M8		1		405																				
KV M UT M8	Mutter - Nut M8		10																						
KV S EIB M8X25	U-Scheibe - Washer M8 Ø25		10																						
KV MU TJ M8	Befestigungsmutter - Fixing nut M8		4																						
	<p>FENSTER/WINDOW Q5 W5-S70K-0XT- 09150510</p>  <table border="1" data-bbox="1123 2448 1669 2730"> <thead> <tr> <th colspan="4">W106-KT</th> </tr> </thead> <tbody> <tr> <td>L1</td> <td>18x90</td> <td>L=1155mm</td> <td>2x</td> </tr> <tr> <td>L2</td> <td>18x90</td> <td>L=630mm</td> <td>4x</td> </tr> <tr> <td>L3</td> <td>18x90</td> <td>L=915mm</td> <td>2x ✓</td> </tr> <tr> <td>WL1</td> <td>36x129</td> <td>L=1155mm</td> <td>1x</td> </tr> </tbody> </table>		W106-KT				L1	18x90	L=1155mm	2x	L2	18x90	L=630mm	4x	L3	18x90	L=915mm	2x ✓	WL1	36x129	L=1155mm	1x	3		
W106-KT																									
L1	18x90	L=1155mm	2x																						
L2	18x90	L=630mm	4x																						
L3	18x90	L=915mm	2x ✓																						
WL1	36x129	L=1155mm	1x																						
Kood	Hansa Garage Deluxe D 470x575_70		Materjal		Leht 3/5																				

Pos	Teileliste/Specification Hansa Garage Deluxe D 470x575_70	Stck Pcs.	Profil Profile (mm)	Länge Length (mm)
	<p style="text-align: center;">TÜR/DOOR Q5 D5-S70R-XXX-08401955</p>  <p style="margin-left: 500px;">D103-RX</p> <p style="margin-left: 500px;">L1 18x90 L=1080mm 2x</p> <p style="margin-left: 500px;">L2 18x90 L=1955mm 4x ✓</p> <p style="margin-left: 500px;">WL1 36x129 L=1080mm 1x</p> <p style="margin-left: 500px;">DIN rechts</p>	1		
	<p style="text-align: center;">✓ - Bitte selber anpassen (falls nötig)! / Cut into length on site (if needed)!</p>			
Kood	Hansa Garage Deluxe D 470x575_70	Materjal	Leht	4/5

Pos	Teileliste/Specification Hansa Garage Deluxe D 470x575_70	Stck Pcs.	Profil Profile (mm)	Länge Length (mm)
	<p style="text-align: center;">TÜR/DOOR Hörmann D0-H70H-XXX-30002125 (45)</p> <p style="text-align: center;">GV-HR2 3000</p> 	1		
DB-HR-1	Door boards - Türbretter - Ukse lauad 18x113 GV-HR 	27	18x113	2010
LL4-1	Frame extensions - Verbreiterungsleiste - Laiendusliistud 20x72 	2	20x72	2095
LL4-2	Frame extensions - Verbreiterungsleiste - Laiendusliistud 20x72 	1	20x72	3000
WL-1	Rain strips - Wasserleisten - Vihmaliistud 36x134 	1	36x134	3200
PL3-1	Trims - Rahmenleisten - Piirdeliistud 18x95  ✓	2	18x95	2095
PL3-2	Trims - Rahmenleisten - Piirdeliistud 18x95  ✓	1	18x95	3200
SR35 47-01	3.5x45 C3 Trims - Rahmleisten - Piirdeliistud 	14		
SR40 16-01	4.0x16 Door boards - Türbretter - Ukse lauad 18x113 GV-HR 	220		
SR40 62-01	4.0x60 C3 Rain strip - Wasserleiste - Vihmaliist 	8		
SR45 37-01	4.5x35ÜP Frame - Rahmen - Raam 	12		
SR551 00-01	5.5x100 (Flügel) Frame extensions - Verbreiterungsleiste - Laiendusliistud GV-HR 	8		
W10-01	Slide angle bracket - Setzungswinkel - Vajumisnurgik 30x40x100 	6		
US0 1-01	Washer - U-Scheibe - Seib M5 Ø20 	6		
	✓ - Bitte selber anpassen (falls nötig)! / Cut into length on site (if needed)!			
Kood	Hansa Garage Deluxe D 470x575_70	Materjal	Leht 5/5	

Montageanleitung für T-Leisten / Installing the door and window supports / Tenderliistu paigaldusjuhend.



Aken	Q4-Q6	-	paigaldusjuhis
Window	Q4-Q6	-	assembly instructions
Fenster	Q4-Q6	-	Montageanleitung

5-10mm

3.5x45

Lõika mõõtu
Cut to length
Absägen
- 10mm / -20mm

NB!

3.5x45

Vihmaliist / Rain strip / Wasserleiste

Q5-Q6

*Silikoon

*Silicon

*Silikon

*Vajumispilu

*Settling gap

*Senkungs spalt

ca 40-50mm

NB!

- Monteerida juhul kui ese on välja toodud maja spetsifikatsioonis!
- Install only if the item is listed in the house specification!
- Nur montieren wenn die Leiste in der Teileliste gezeigt ist!

Veeplekk / Window sill / Fensterbank

4,2x16

Ukse montaaž / Tür montage / Door assembly
(GH+ / SH)

4.5x90

4.5x90

5mm

3.5x45

Vihmaliist / Head flashing / Regenschutz

Silikoon
Silicon
Silikon

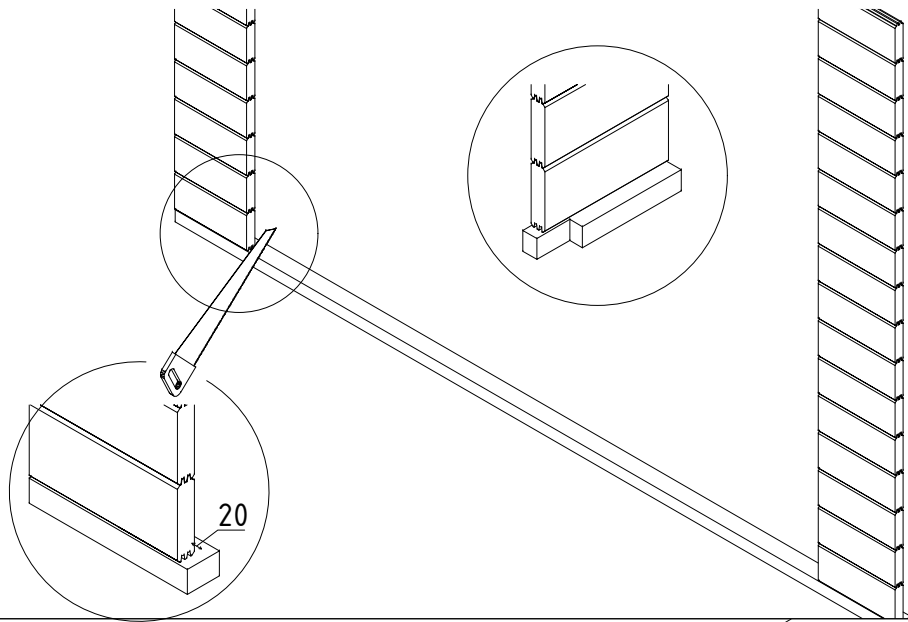
Vajumispilu
Settling gap
Senkungs spalt
40-50mm

NB!

- Monteerida juhul kui ese on välja toodud maja spetsifikatsioonis!
- Install only if the item is listed in the house specification!
- Nur montieren wenn die Leiste in der Teilleiste gezeigt ist!

GV-HR

1. Fundamenthölzer absagen - Cut the Foundation beams



Schraube - Screw 5.0x42

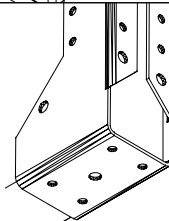
Pfeiffenschuhe - Joist hanger

Trägebalken - support beam

2. Montieren Trägebalken - Install the Support beam

3. Verbinden das Schwingtor - Connect the Up and Over Garage Door

(Siehe die Hörmann Anleitung für Montage - Follow the Hörmann Installation Instructions)



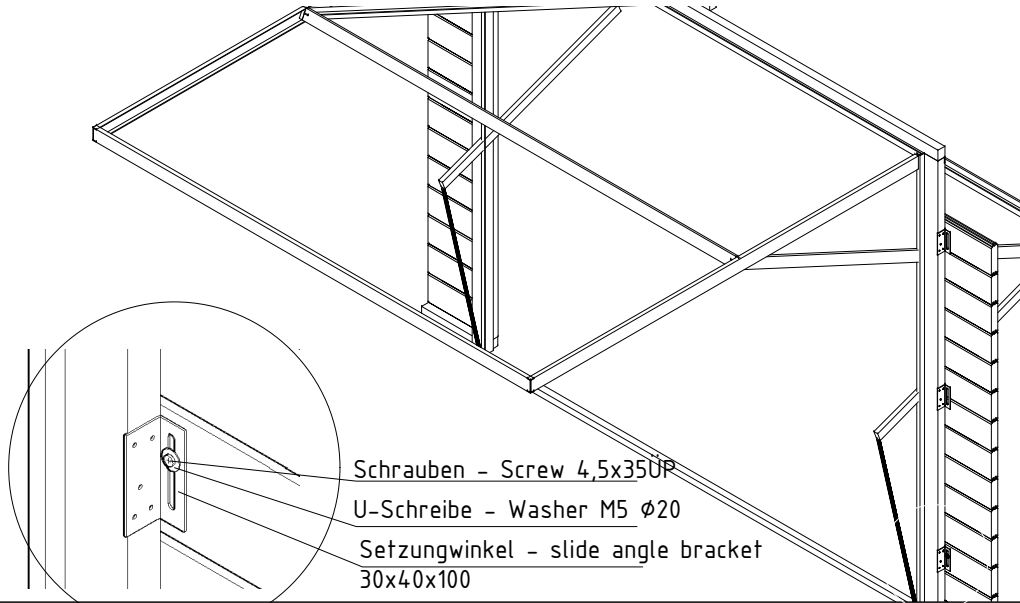
NB! Vorbohren Sie ein Loch - Pre-drill a hole

Schraube - Screw 5.5x100 (Flügel)

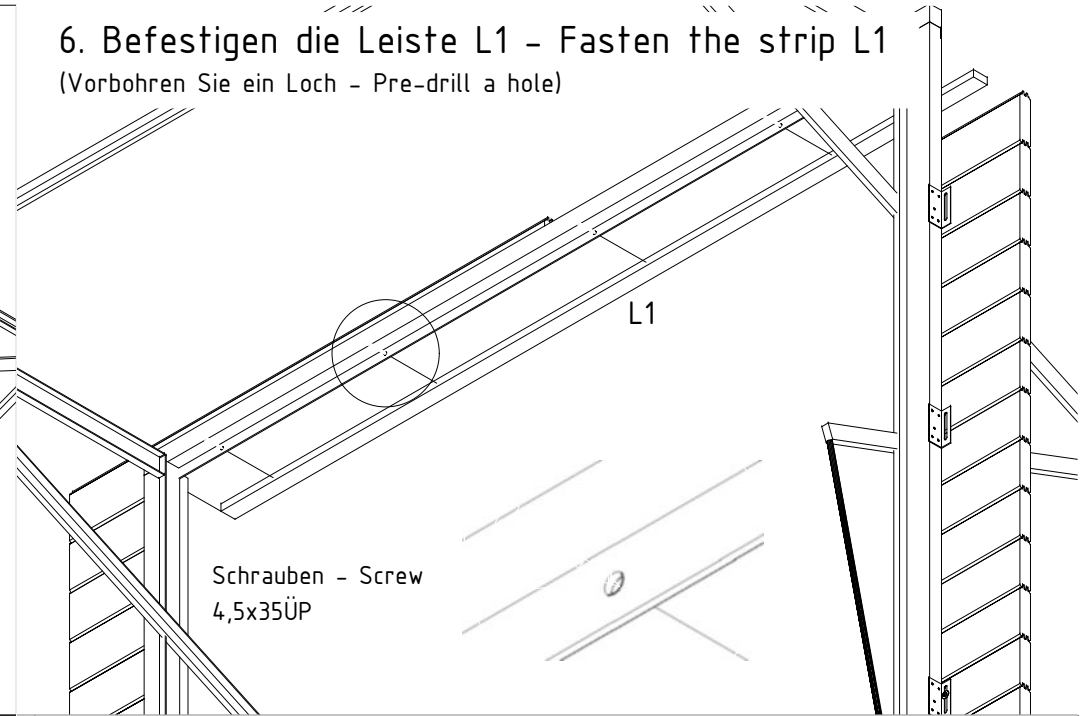
4. Verbinden die Leisten L2 - Connect the Strips L2

GV-HR

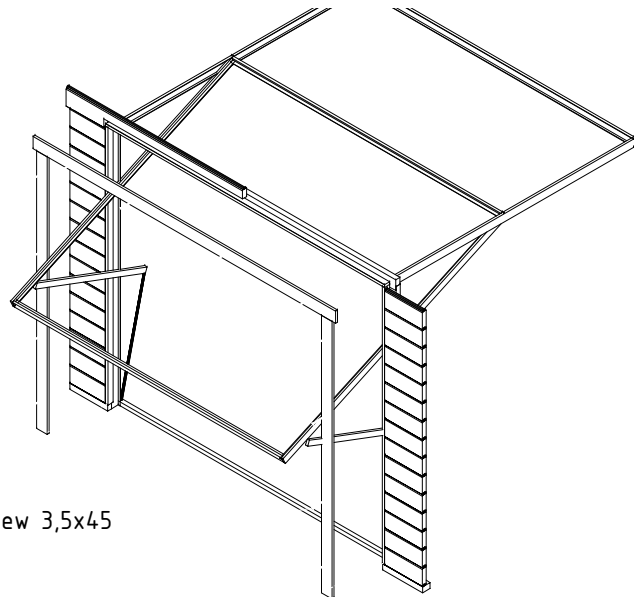
5. Befestigen der Setzungswinkel - Fasten the slide angle bracket



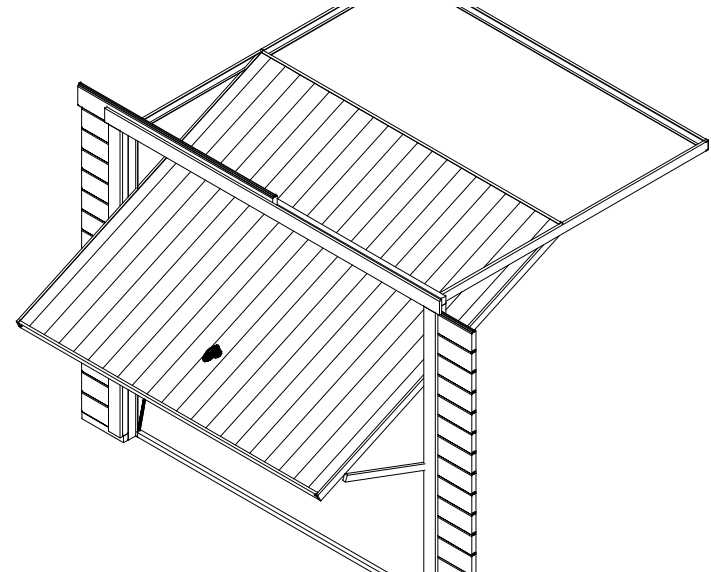
6. Befestigen die Leiste L1 - Fasten the strip L1
(Vorbohren Sie ein Loch - Pre-drill a hole)



7. Befestigen die Leisten - Fasten the Strips

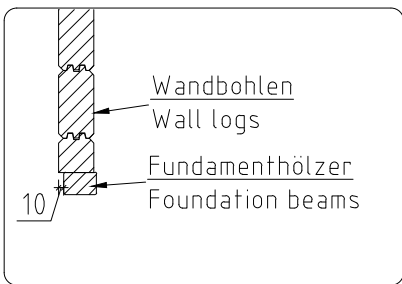
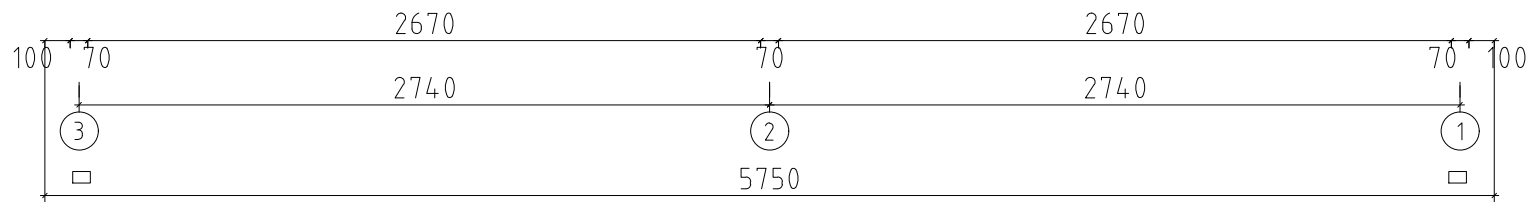
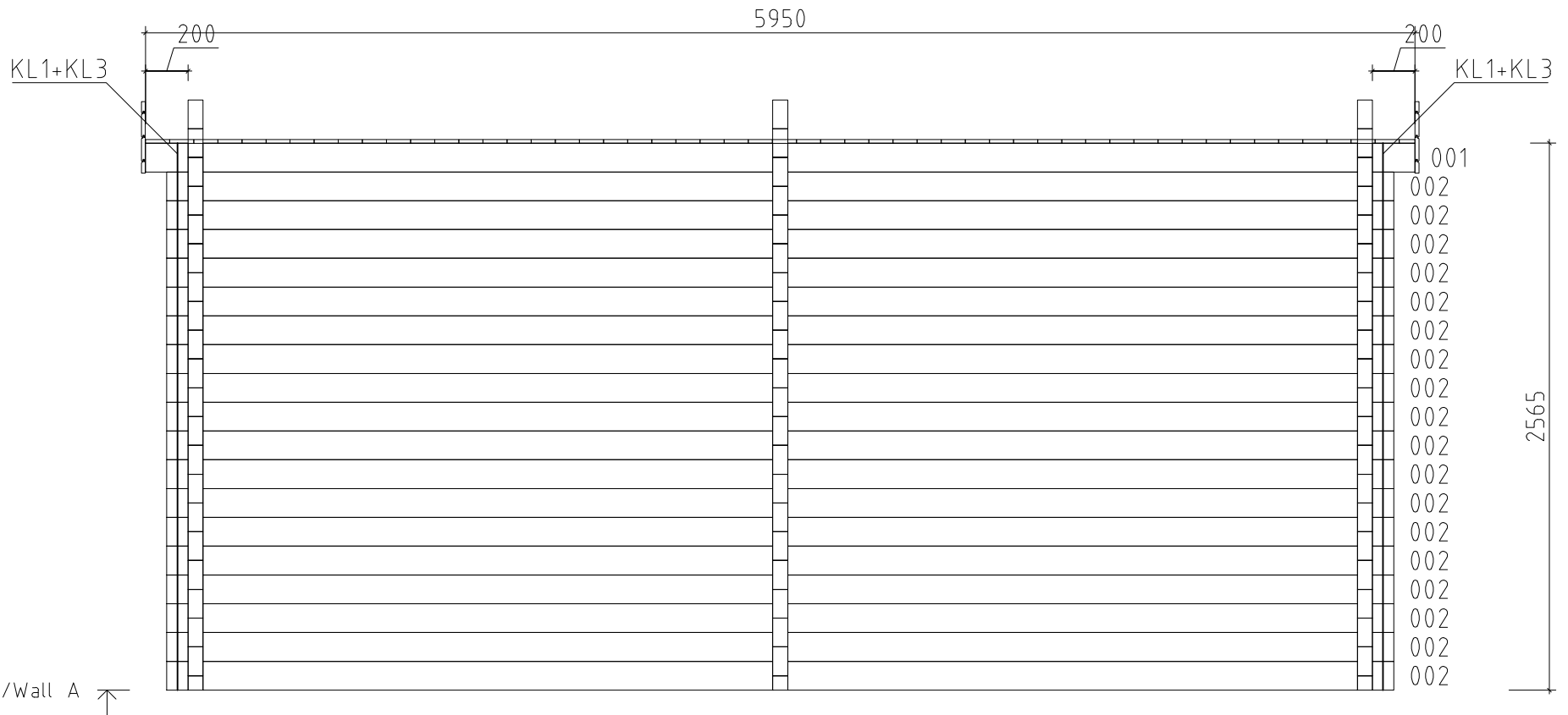


8. Befestigen die Türbretter - Fasten the door board
(mit Schrauben 4.0x16, with Screw 4.0x16)

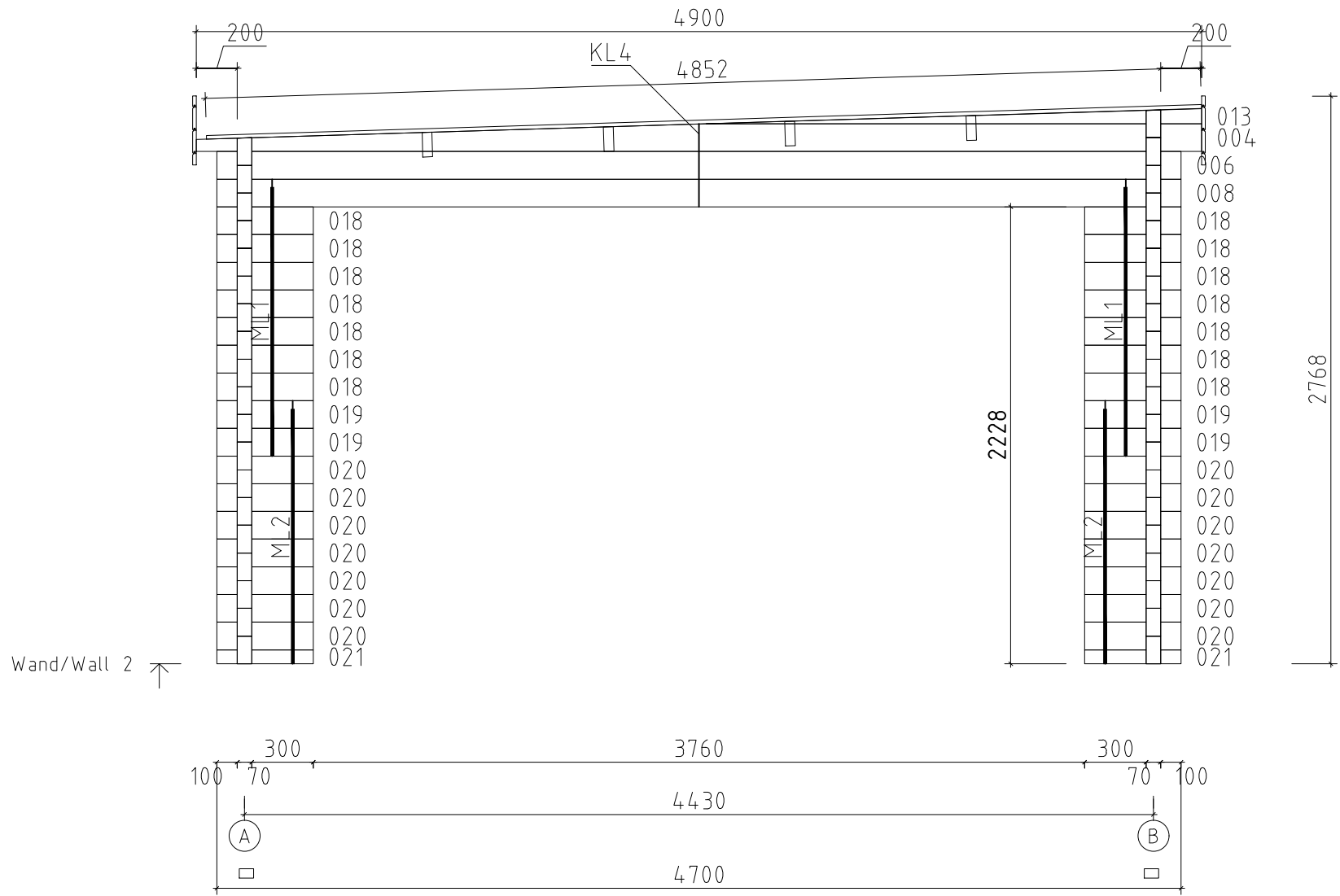


Aussen - Outside

Innen - Inside

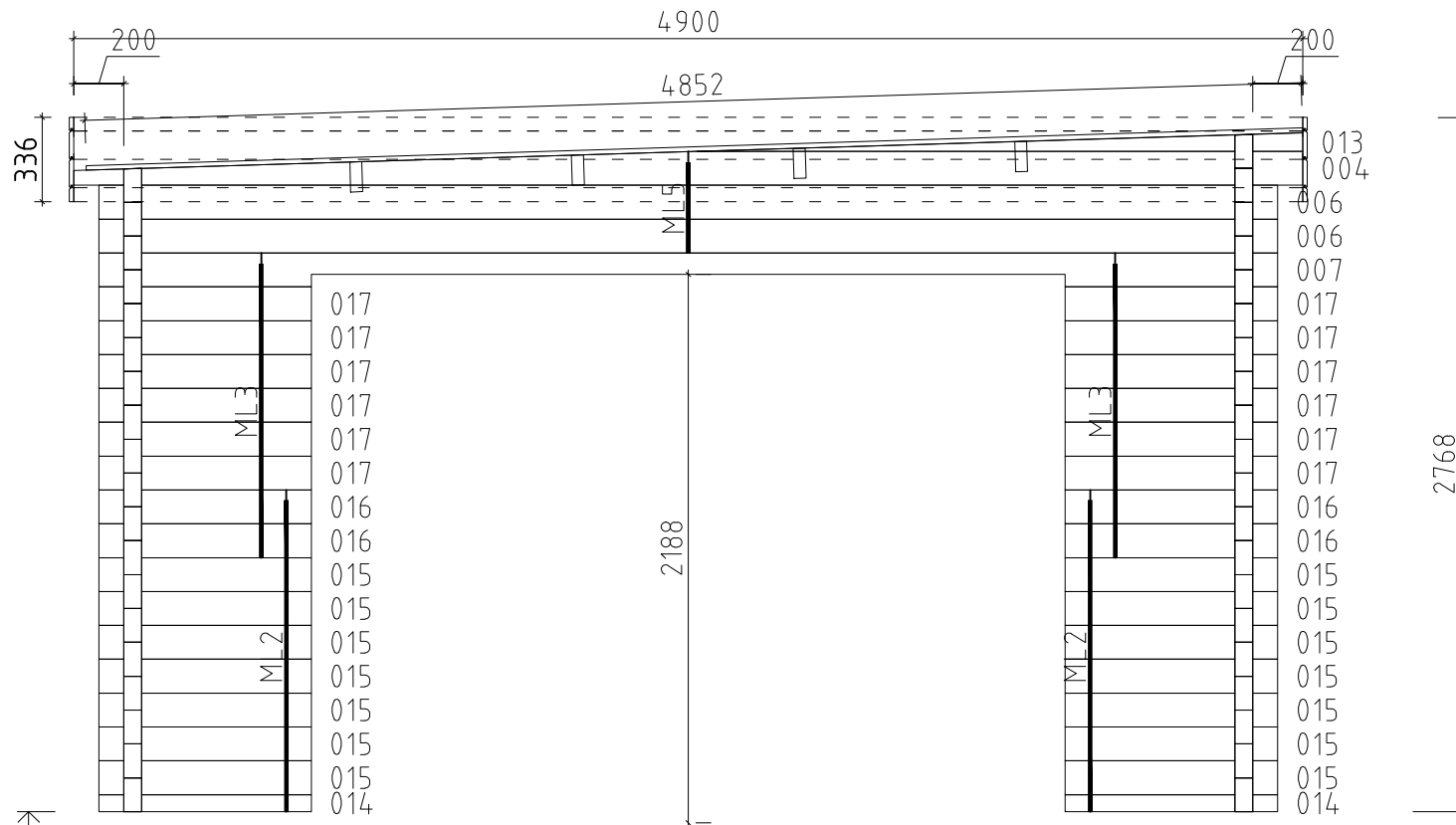


Name	Hansa Garage Deluxe D 470x575_70		
Zeichnung/Drawing	WAND/WALL A		
Profil/Profile	7.0x13.5	Datum/Date	17.04.2023

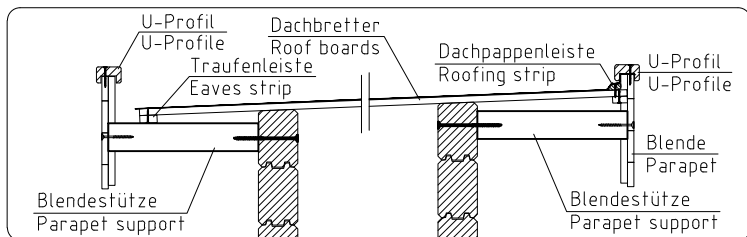
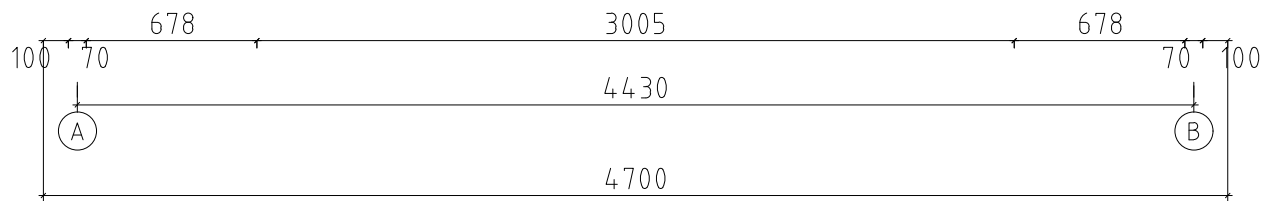


Wand/Wall 2 ↗

Name	Hansa Garage Deluxe D 470x575_70	
Zeichnung/Drawing	WAND/WALL 2	
Profil/Profile	7.0x13.5	Datum/Date 17.04.2023



Wand/Wall 3



Name	Hansa Garage Deluxe D 470x575_70	
Zeichnung/Drawing	WAND/WALL 3	
Profil/Profile	7.0x13.5	Datum/Date 17.04.2023