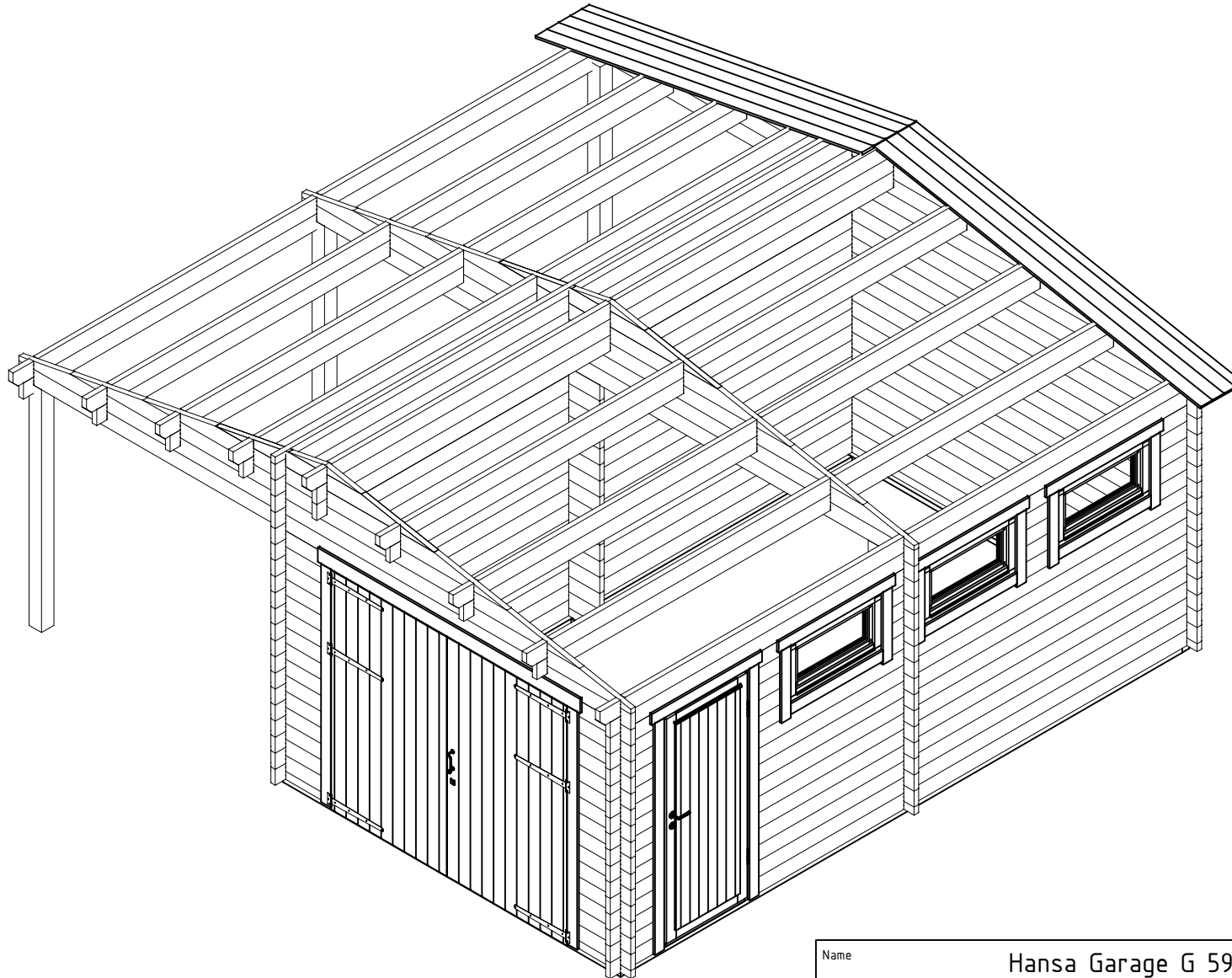
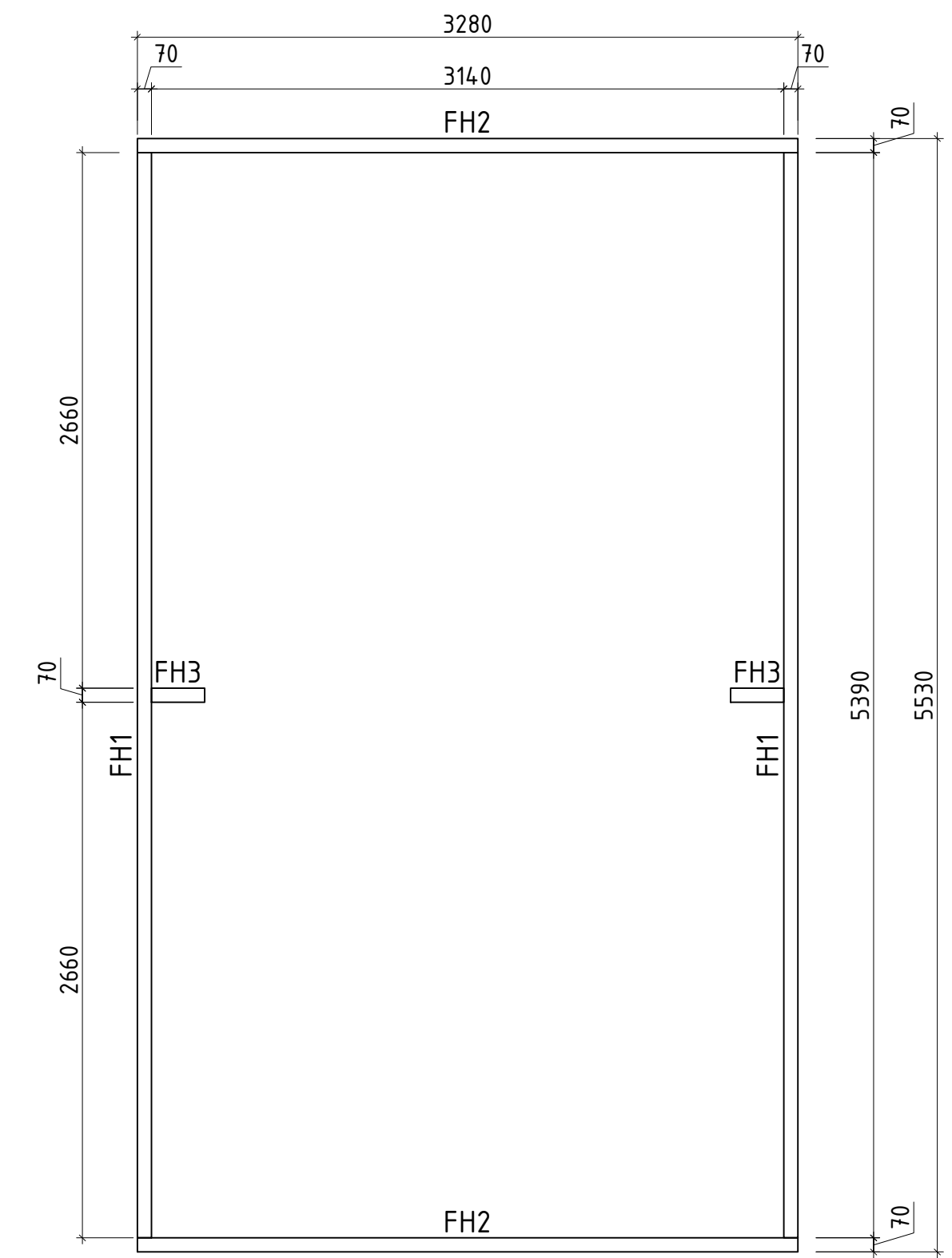
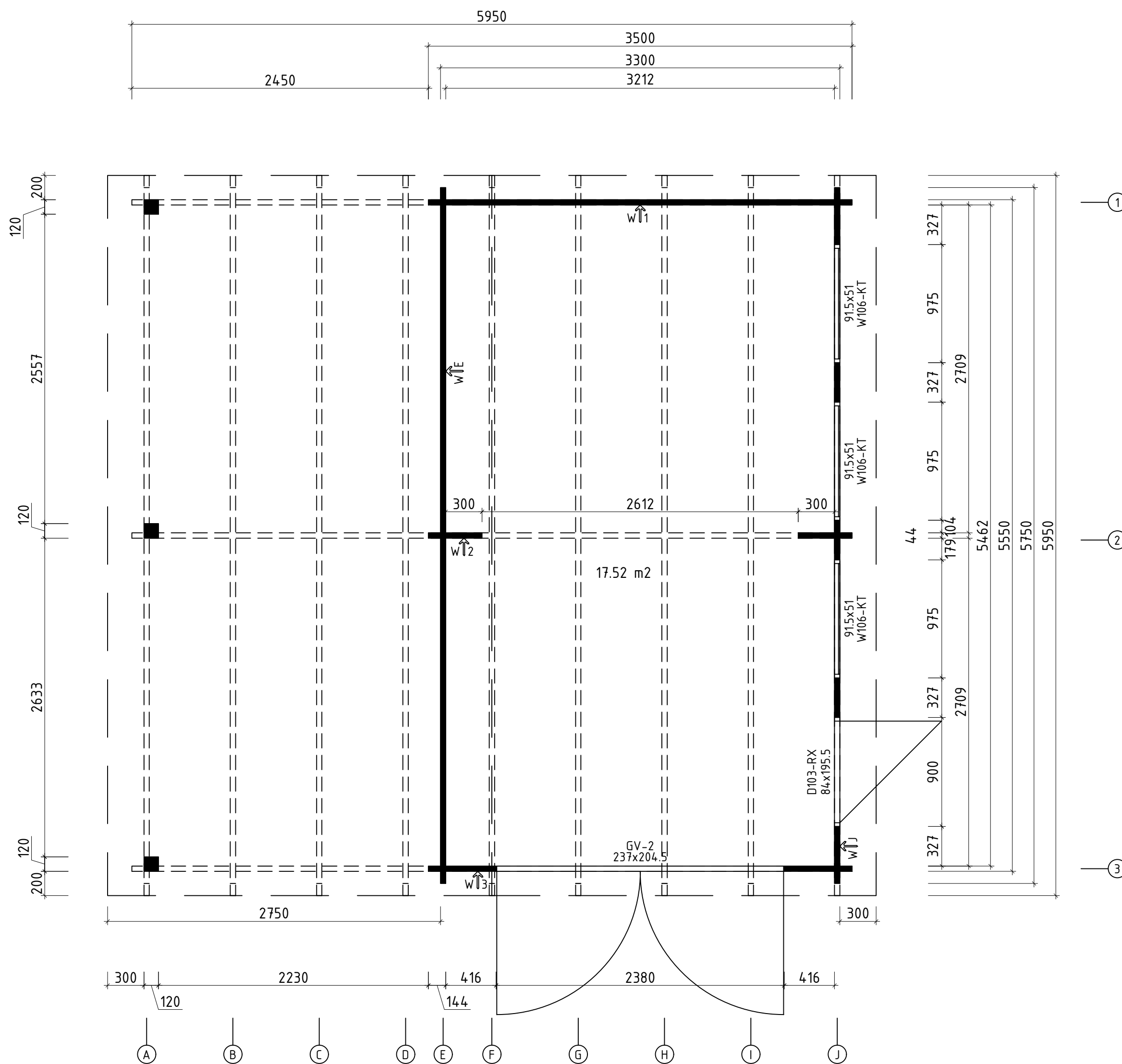


Das Haus lässt sich auch spiegeverkehrt aufbauen.
This cabin can be built mirrored.



Name	Hansa Garage G 595x575/44		
Zeichnung/Drawing	3D		
Profil/Profile	4.4x13.5	Datum/Date	09.05.2022

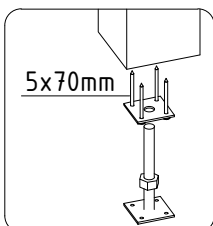
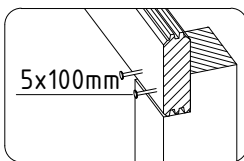
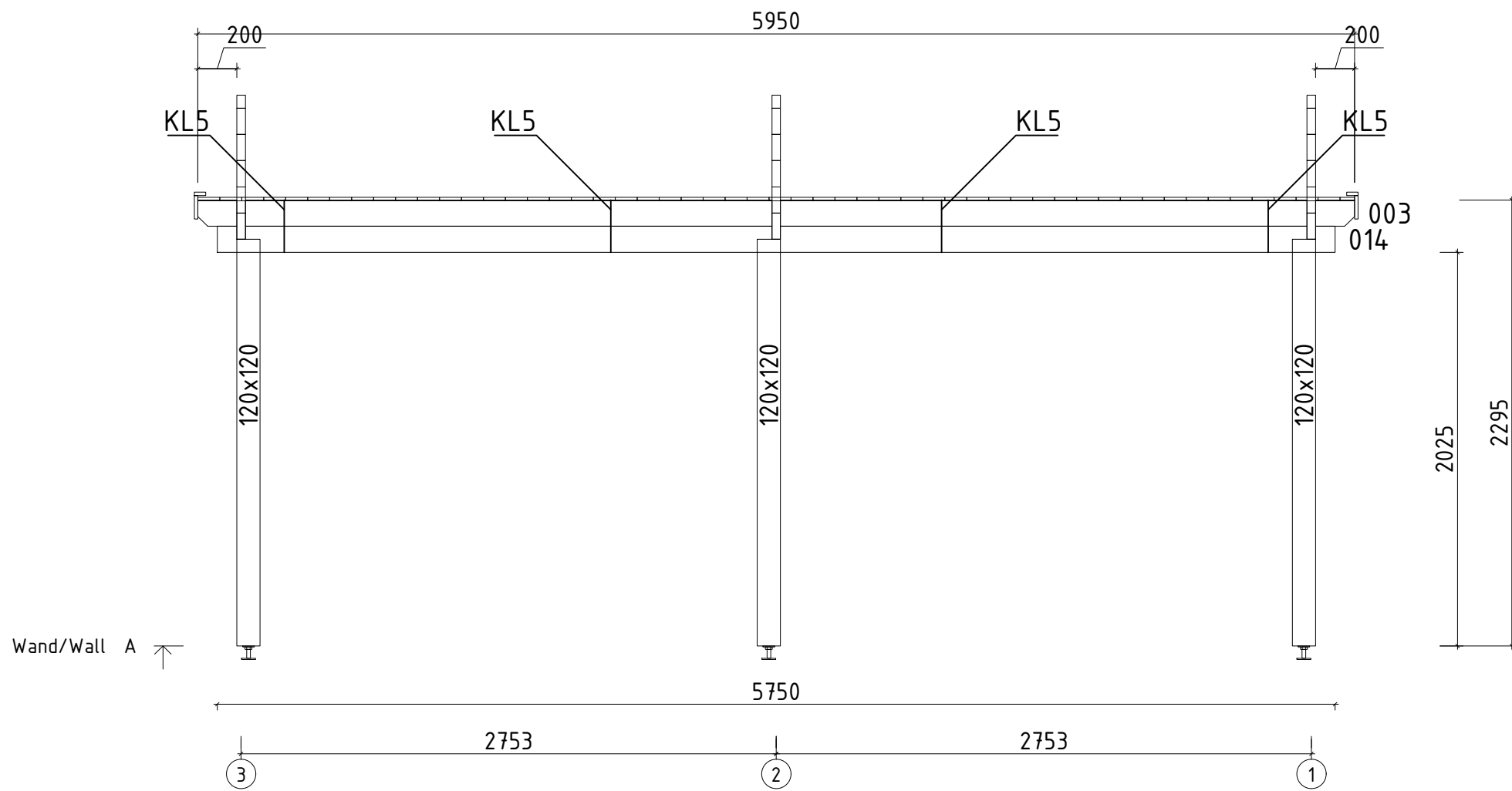


Q5- Qualitätsklasse für Fenster und Türen/
 Quality class for windows and doors

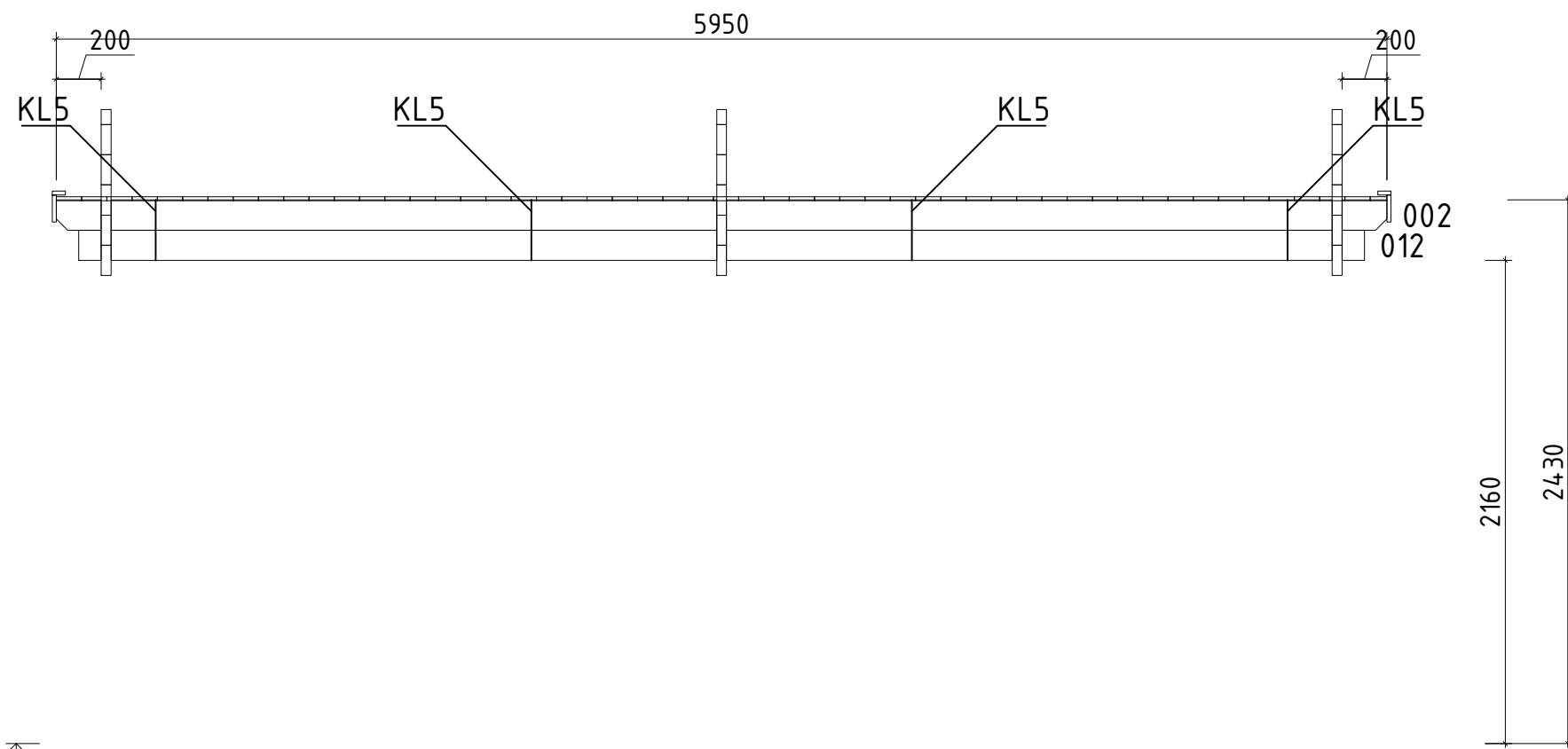
* Fenster und Türen sind ohne Sprossen
 Windows and doors are without muntins

Name	Hansa Garage G 595x575/44		
Zeichnung/Drawing	Grundplan;Plan, Lagerholzplan;Foundation beams		
Profil/Profile	4.4x13.5	Datum/Date	09.05.2022

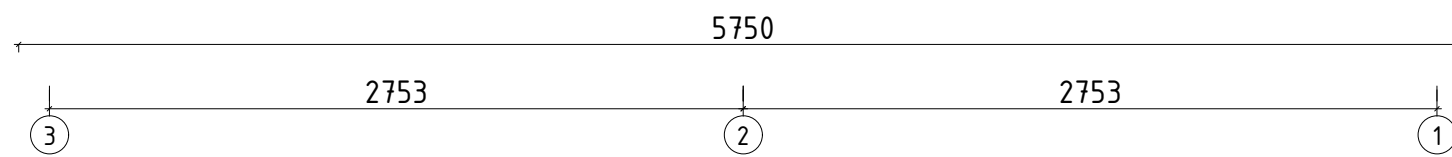
- Giebeldeckleisten
- Gable cover boards
- Dachbretter
- Roof boards
- Giebelbretter
- Gable boards
- Dachbalken
- Roof beams



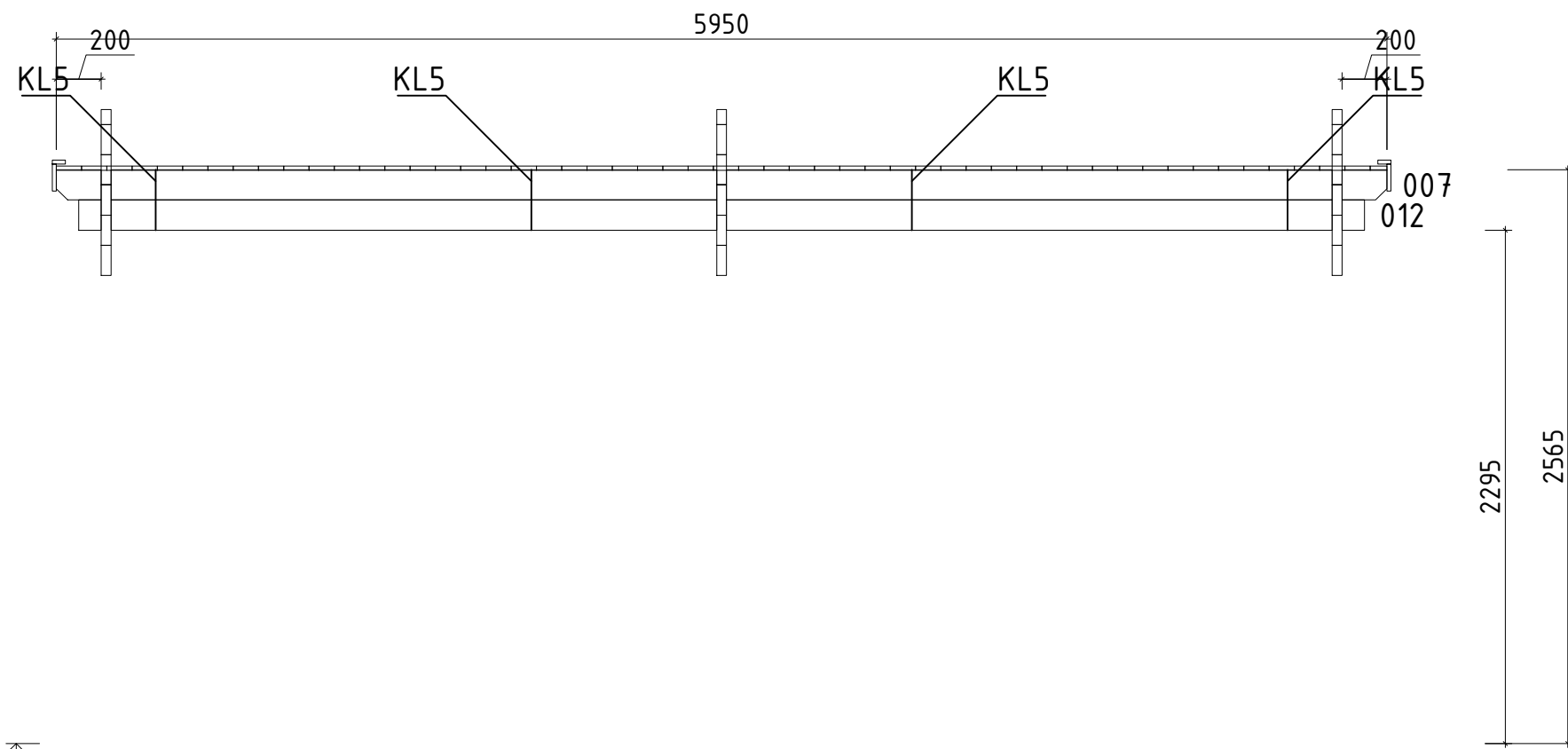
Name	Hansa Garage G 595x575/44		
Zeichnung/Drawing	WAND/WALL A		
Profil/Profile	4.4x13.5	Datum/Date	09.05.2022



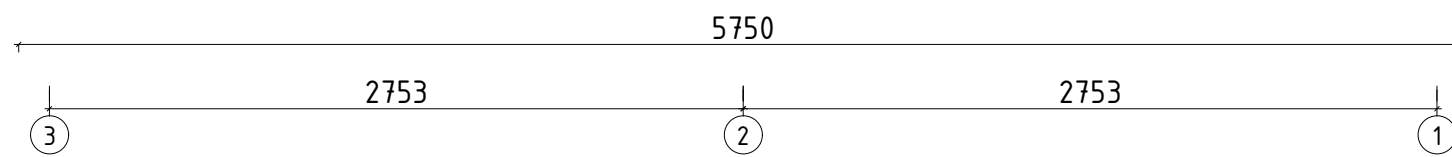
Wand/Wall B ↗



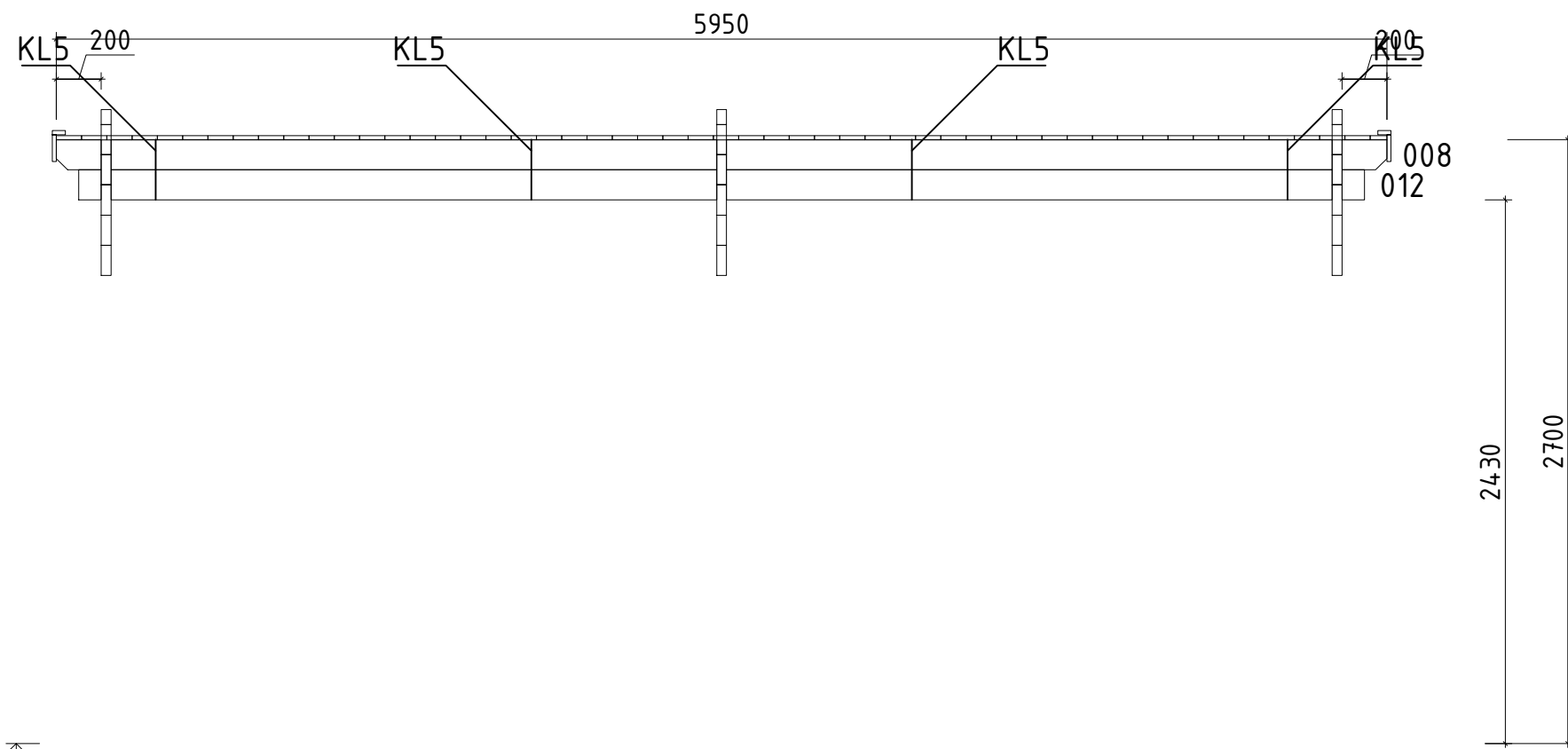
Name	Hansa Garage G 595x575/44		
Zeichnung/Drawing	WAND/WALL B		
Profil/Profile	4.4x13.5	Datum/Date	09.05.2022



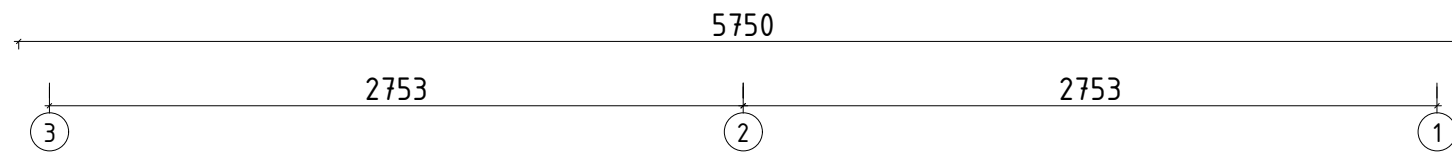
Wand/Wall C ↗



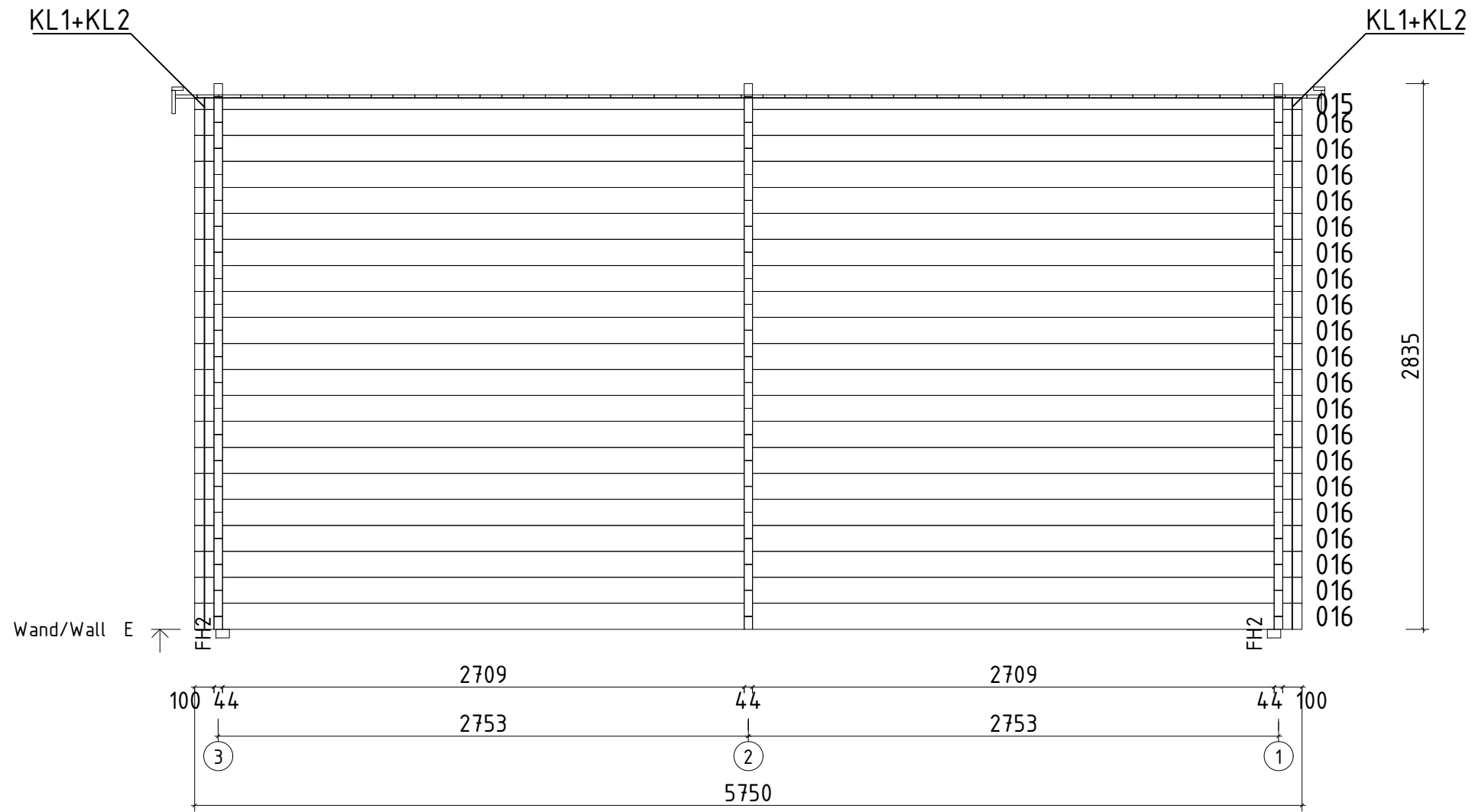
Name	Hansa Garage G 595x575/44		
Zeichnung/Drawing	WAND/WALL C		
Profil/Profile	4.4x13.5	Datum/Date	09.05.2022



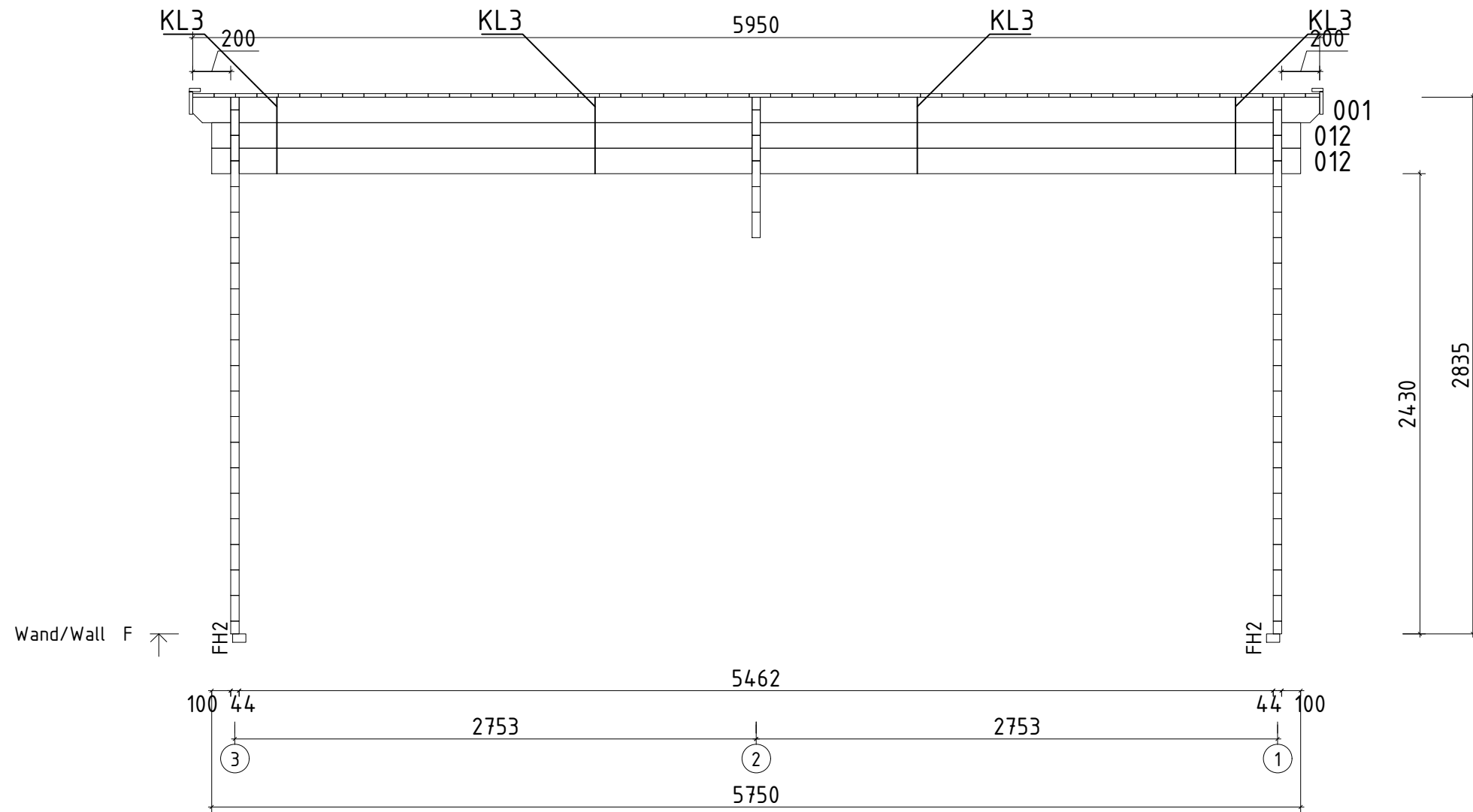
Wand/Wall D ↗



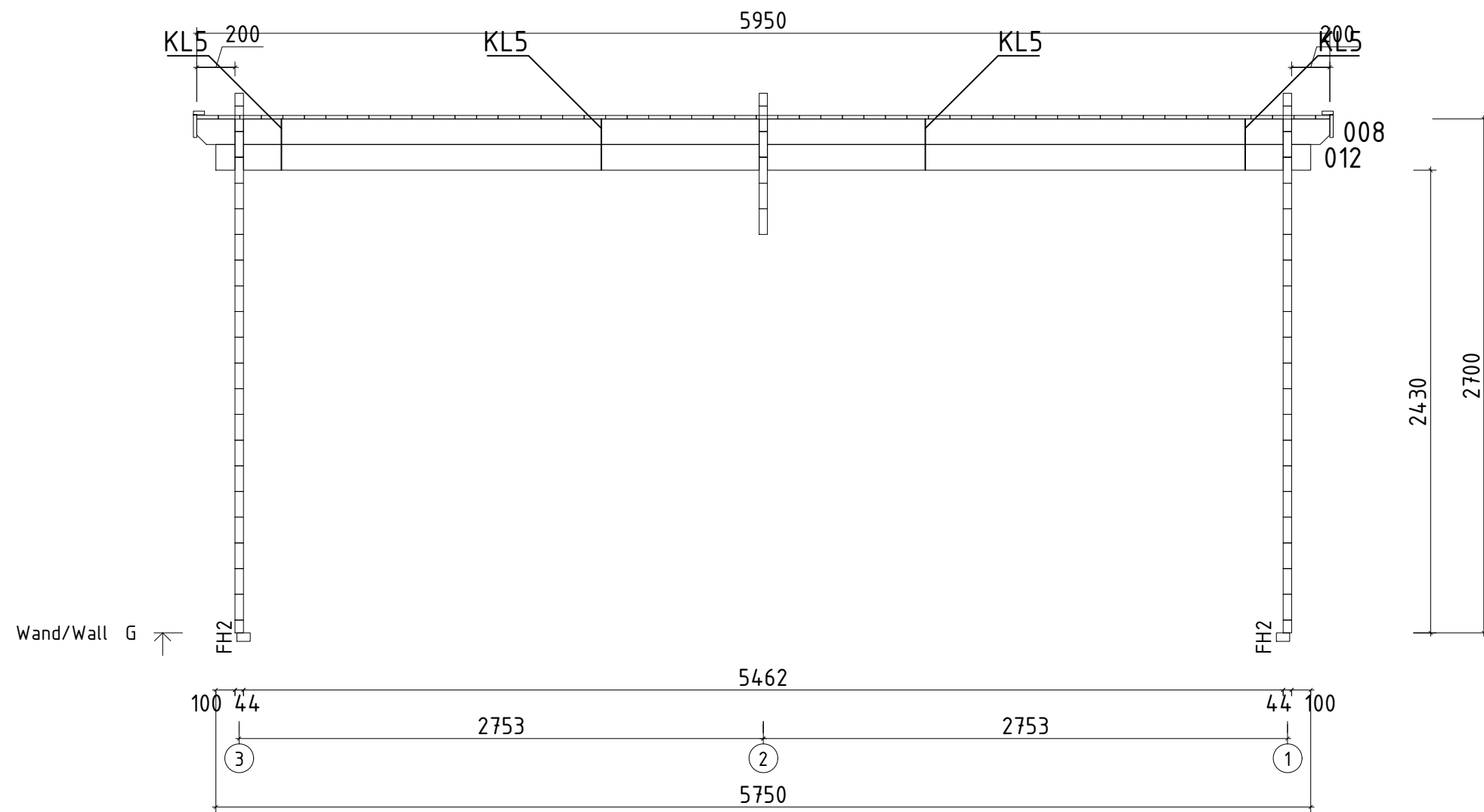
Name	Hansa Garage G 595x575/44		
Zeichnung/Drawing	WAND/WALL D		
Profil/Profile	4.4x13.5	Datum/Date	09.05.2022



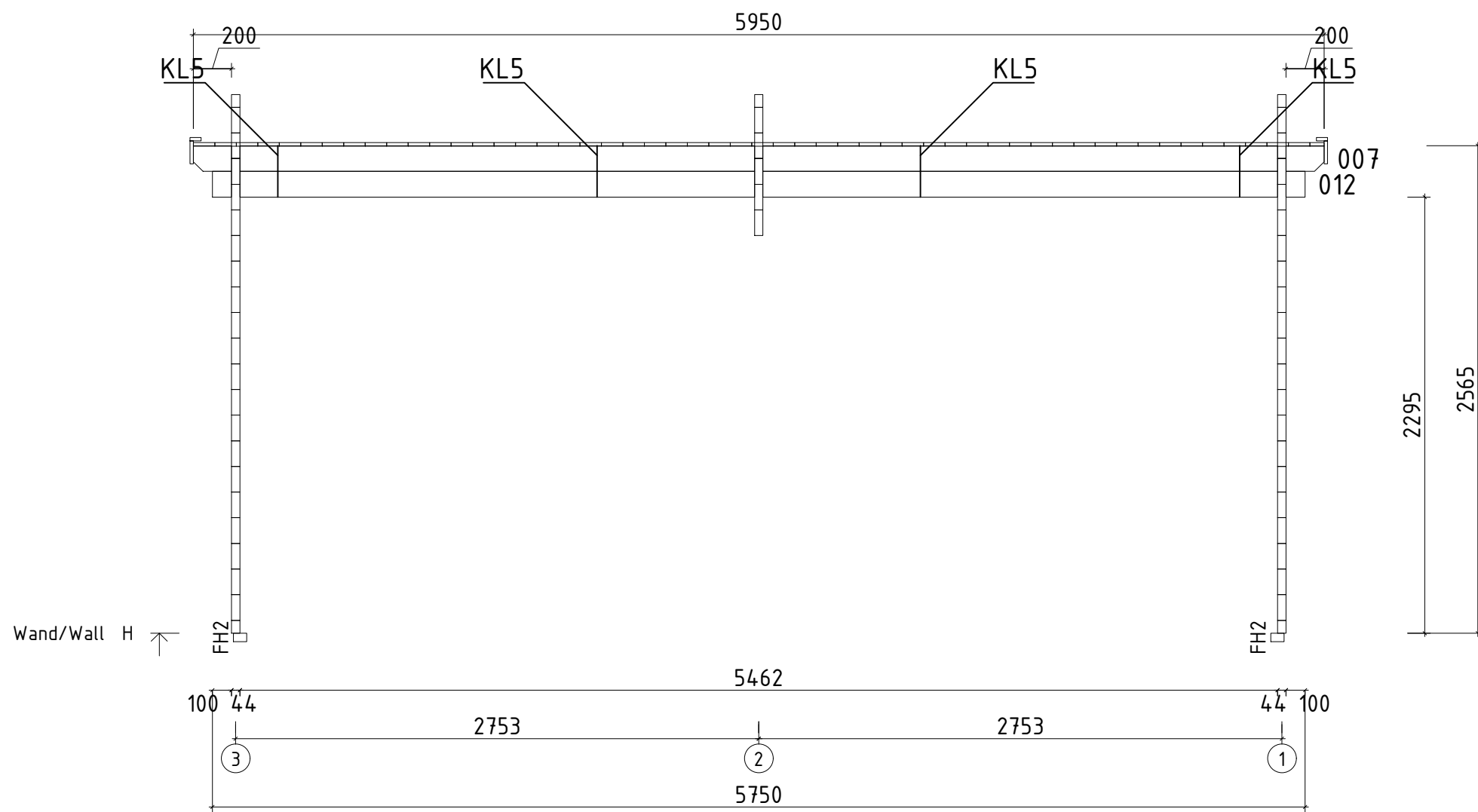
Name	Hansa Garage G 595x575/44		
Zeichnung/Drawing	WAND/WALL E		
Profil/Profile	4.4x13.5	Datum/Date	09.05.2022



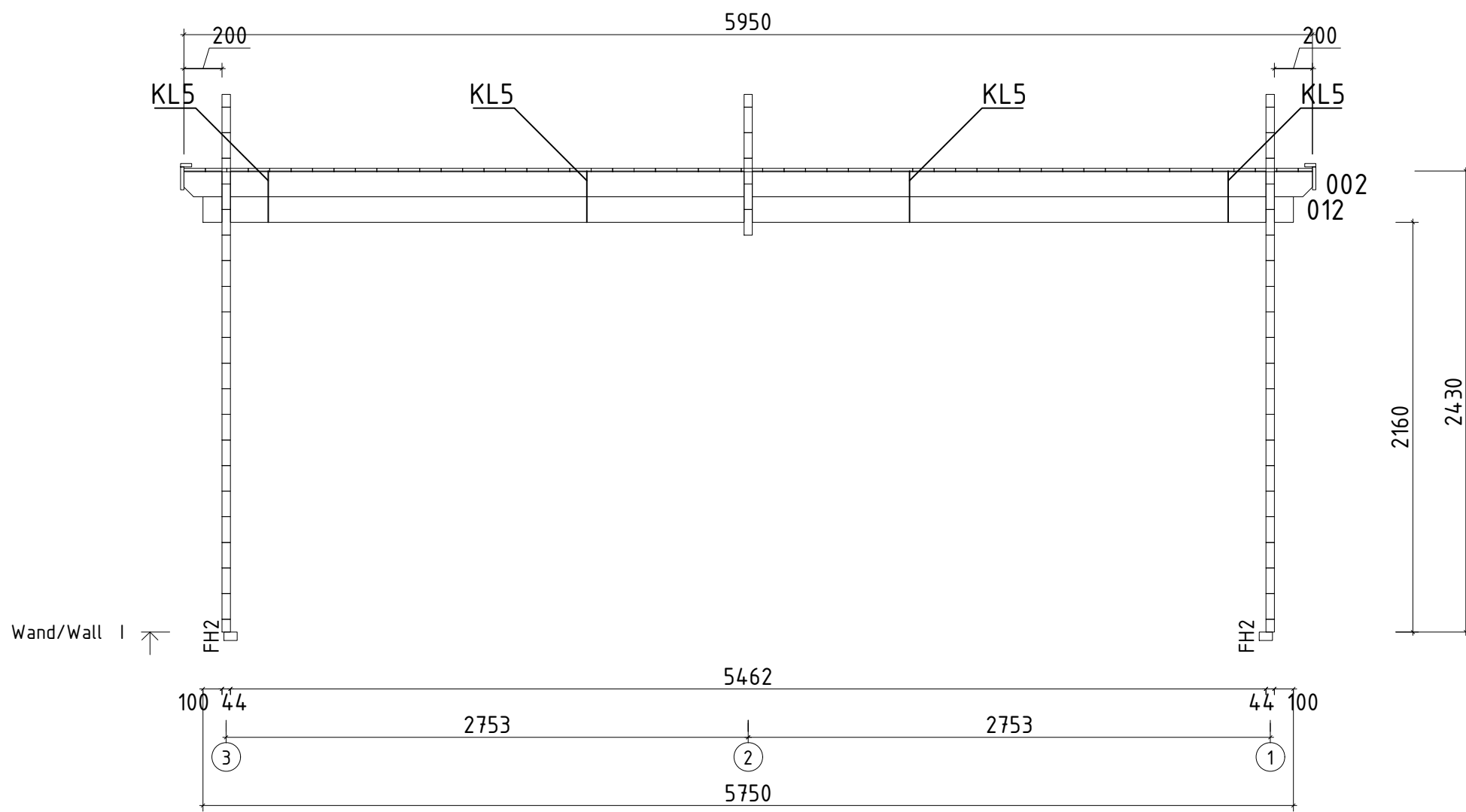
Name	Hansa Garage G 595x575/44		
Zeichnung/Drawing	WAND/WALL F		
Profil/Profile	4.4x13.5	Datum/Date	09.05.2022



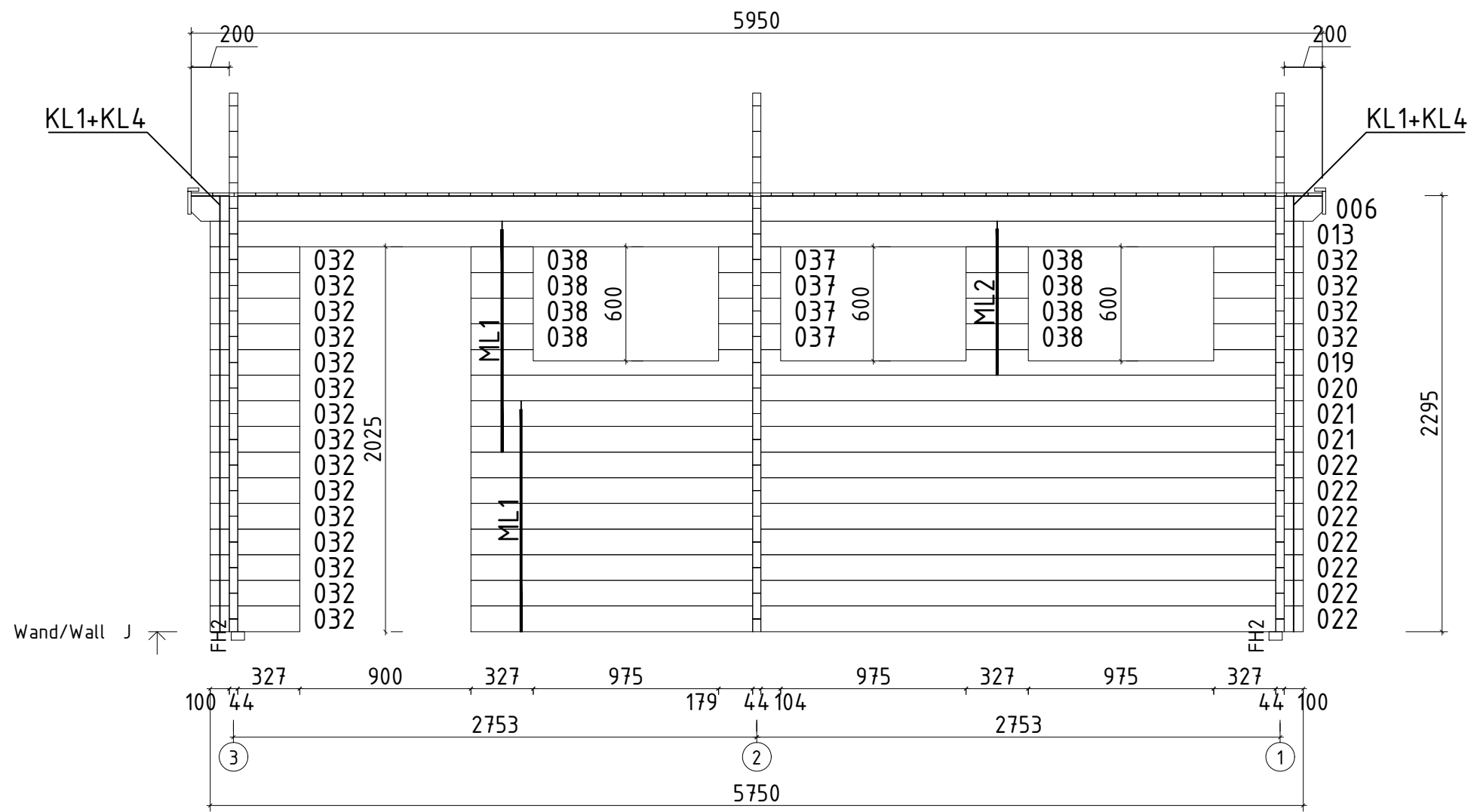
Name	Hansa Garage G 595x575/44		
Zeichnung/Drawing	WAND/WALL G		
Profil/Profile	4.4x13.5	Datum/Date	09.05.2022



Name	Hansa Garage G 595x575/44		
Zeichnung/Drawing	WAND/WALL H		
Profil/Profile	4.4x13.5	Datum/Date	09.05.2022

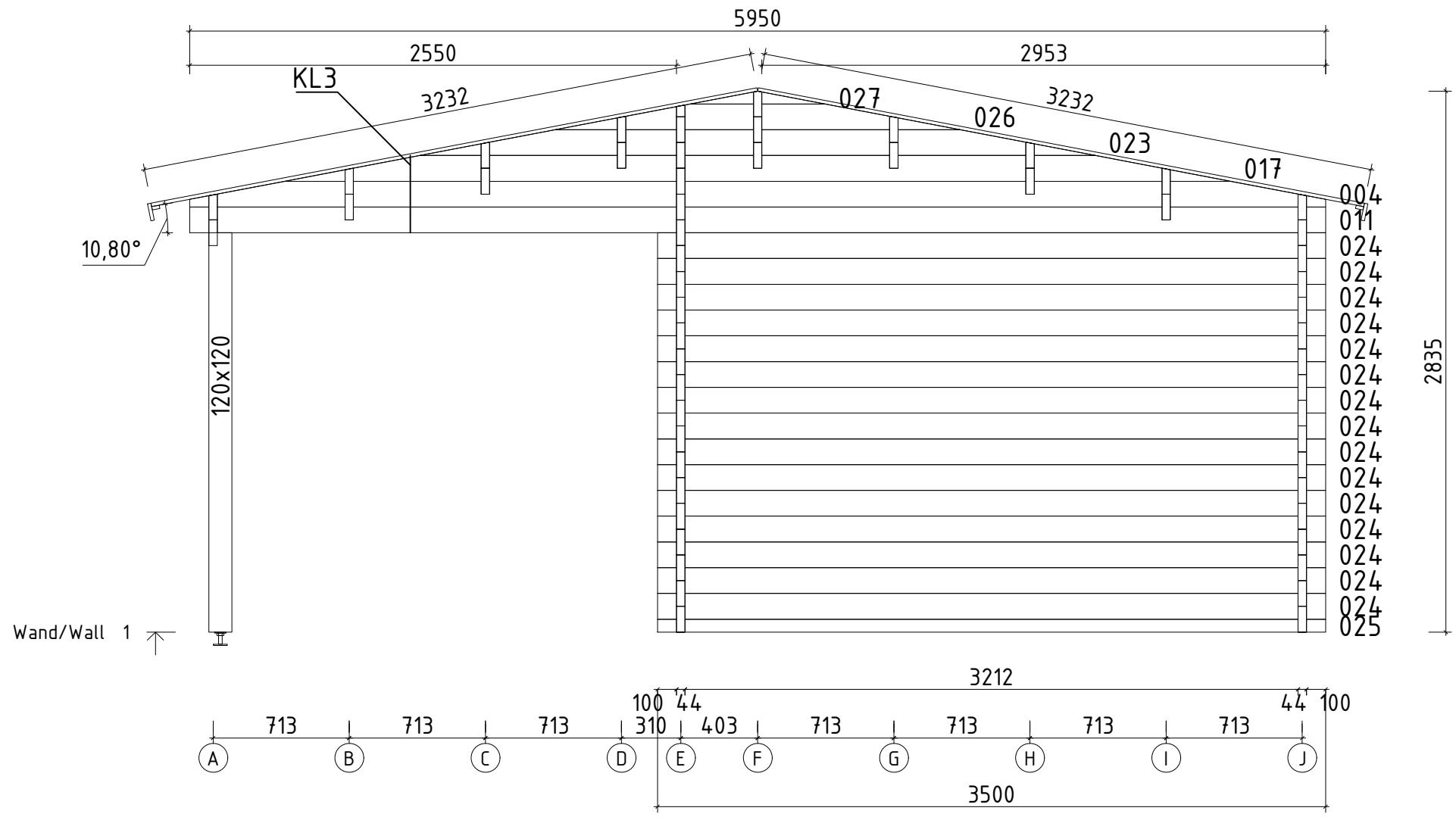


Name	Hansa Garage G 595x575/44		
Zeichnung/Drawing	WAND/WALL I		
Profil/Profile	4.4x13.5	Datum/Date	09.05.2022

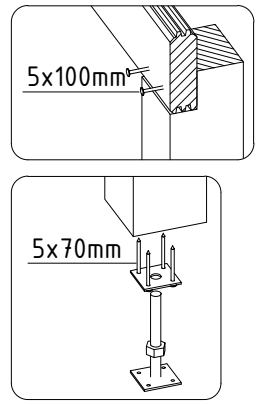


Name	Hansa Garage G 595x575/44		
Zeichnung/Drawing	WAND/WALL J		
Profil/Profile	4.4x13.5	Datum/Date	09.05.2022

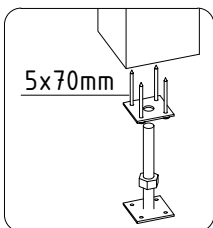
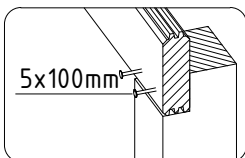
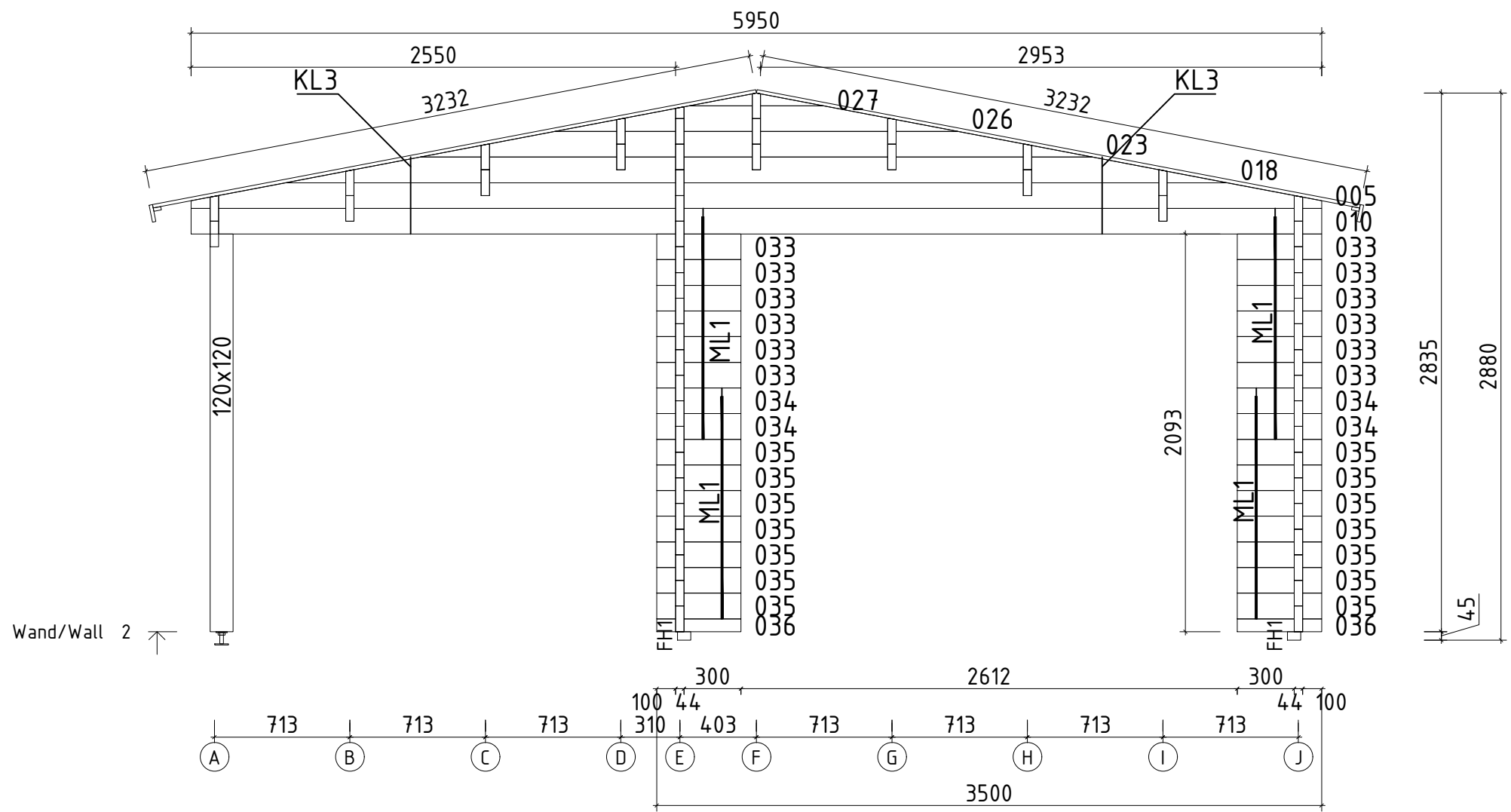
- Dachbretter
- Roof boards
- Traufenbretter
- Gable boards
- Traufenleisten
- Eaves strips



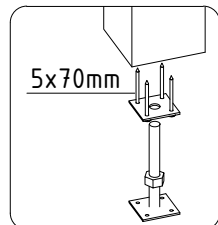
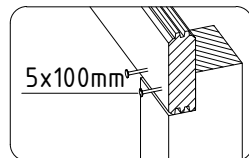
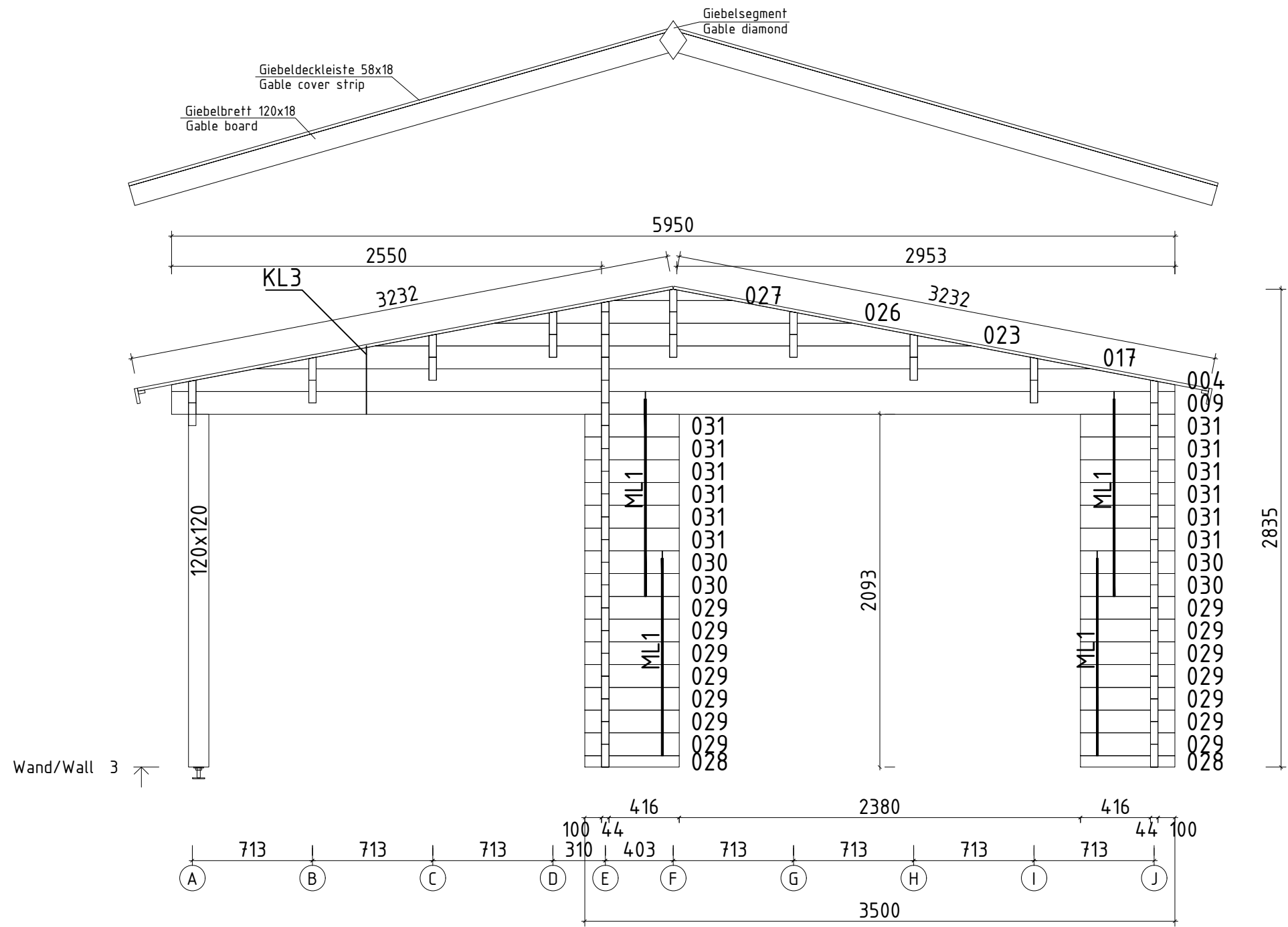
- Wandbohlen
- Wall logs
- Fundamenthölzer
- Foundation beams




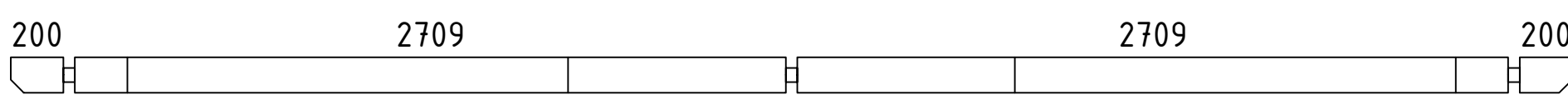
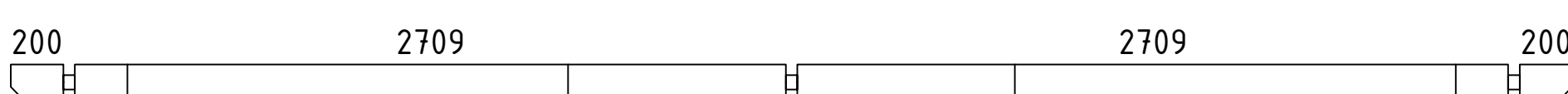
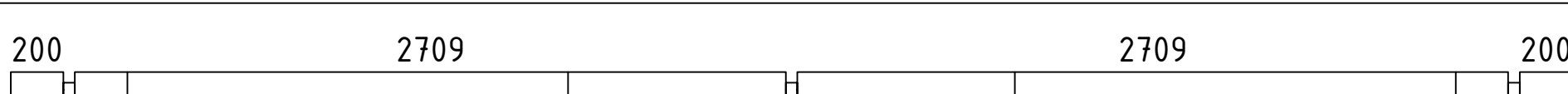


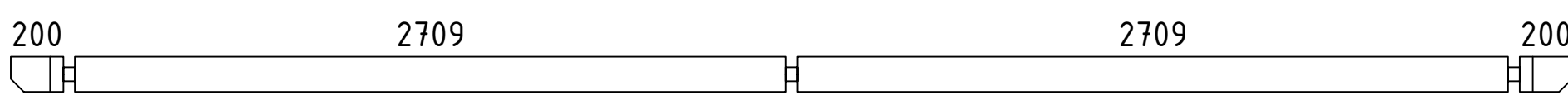
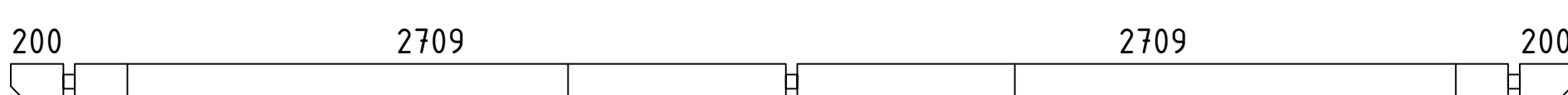
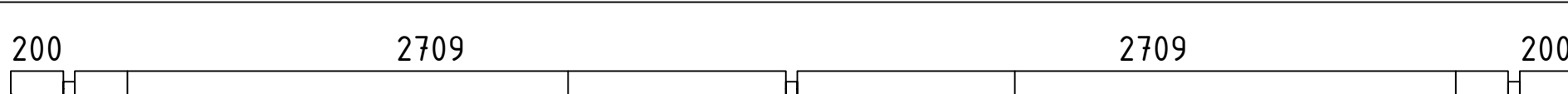


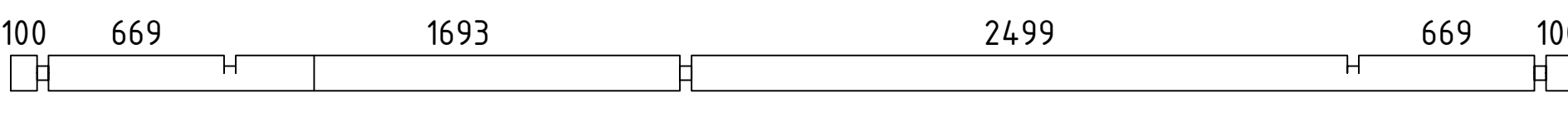
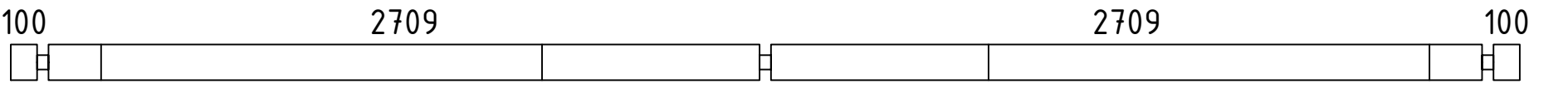
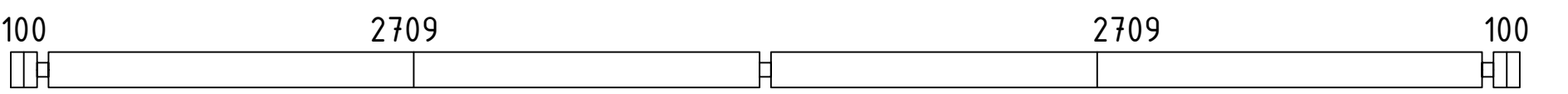
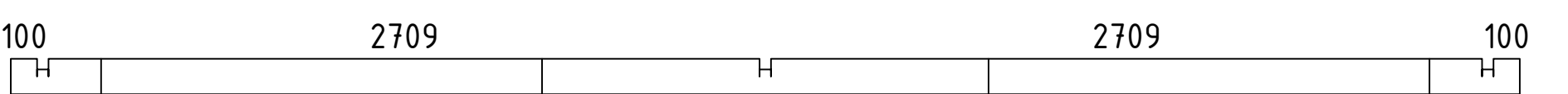
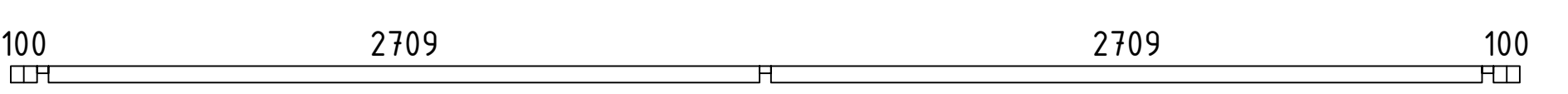
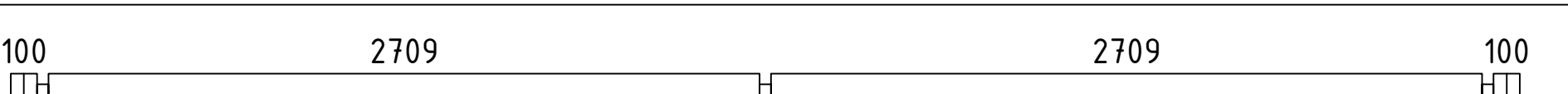
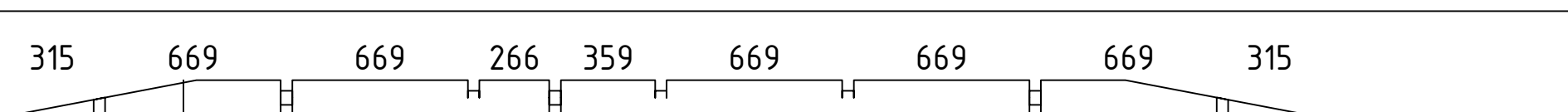

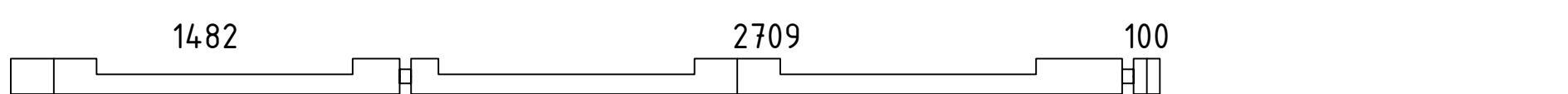
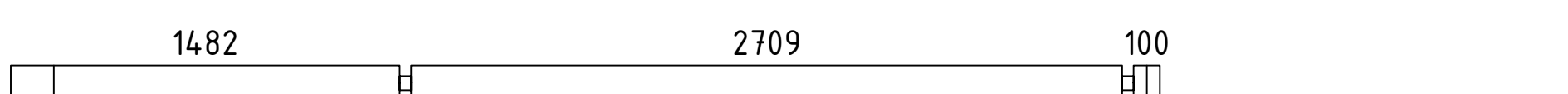
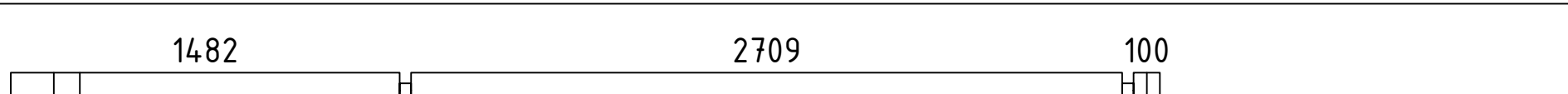
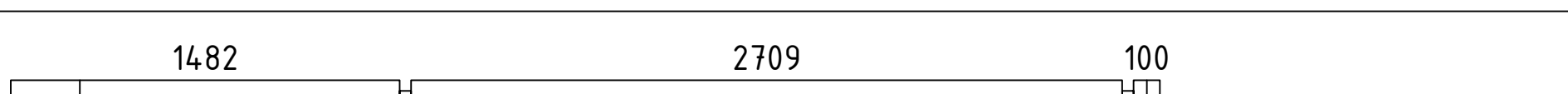
Name	Hansa Garage G 595x575/44		
Zeichnung/Drawing	WAND/WALL 1		
Profil/Profile	4.4x13.5	Datum/Date	09.05.2022



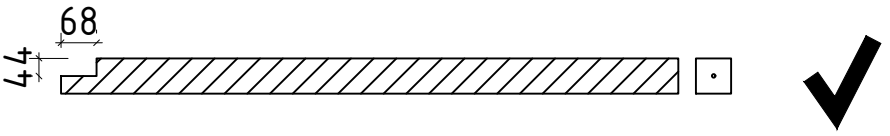


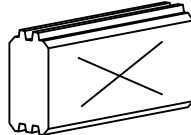

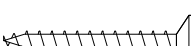







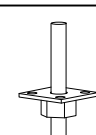
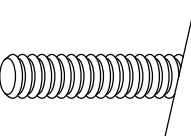
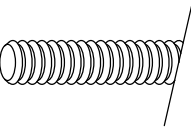
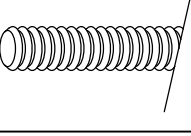
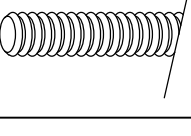
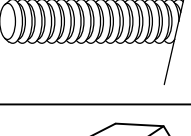

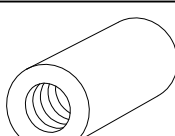
Name	Hansa Garage G 595x575/44		
Zeichnung/Drawing	WAND/WALL 2		
Profil/Profile	4.4x13.5	Datum/Date	09.05.2022




Name	Hansa Garage G 595x575/44		
Zeichnung/Drawing	WAND/WALL 3		
Profil/Profile	4.4x13.5	Datum/Date	09.05.2022

Pos	Teileliste/Specification Hansa Garage G 595x575/44	Stck. Pcs.	Profil Profile (mm)	Länge Length (mm)
	<u>Achtung!</u> Die Giebelbohlen können teilweise schon vormontiert sein! Bitte beachten - diese erscheinen nicht ganz so wie in der Teileliste beschrieben.			
	<u>Notice!</u> The gable pieces can be partly pre-assembled! Please notice - those differ from the description given in the specification list.			
000		1	44x135	5950
001		1	44x135	5950
002		2	44x135	5950
003		1	44x135	5950
004		2	44x135	5950
005		1	44x135	5950
006		1	44x135	5950
007		2	44x135	5950
008		2	44x135	5950
009		1	44x135	5950
010		1	44x135	5950
011		1	44x135	5950
012		8	44x135	5750
013		1	44x135	5750
014		1	44x135	5750
015		1	44x62	5750
016		20	44x135	5750
017		2	44x135	4954
018		1	44x135	4954
019		1	44x135	4379
020		1	44x135	4379
021		2	44x135	4379
022		7	44x135	4379
Kood	Hansa Garage G 595x575/44	Material	File	Hansa Garage G 595x575-44.dwg 1/6

Pos	Teileliste/Specification Hansa Garage G 595x575/44	Stck. Pcs.	Profil Profile (mm)	Länge Length (mm)
023		3	44x135	3539
024		15	44x135	3500
025		1	44x68	3500
026		3	44x135	2123
027		3	44x68	708
028		2	44x68	560
029		14	44x135	560
030		4	44x135	560
031		12	44x135	560
032		19	44x135	471
033		12	44x135	444
034		4	44x135	444
035		14	44x135	444
036		2	44x68	444
037		4	44x135	327
038		8	44x135	327
FH1	FUNDAMENTHOLZ (imprägniert) - FOUNDATION BEAM (impregnated) 	2	70x45	5390
FH2	FUNDAMENTHOLZ (imprägniert) - FOUNDATION BEAM (impregnated) 	2	70x45	3280
FH3	FUNDAMENTHOLZ (imprägniert) - FOUNDATION BEAM (impregnated) 	2	70x45	264
	DACHBRETTER - ROOF BOARDS 	106+2	113x18	3230
G02-1	GIEBELBRETTER - GABLE BOARDS 18x120 10,8° ✓	4	18x120	3310
G06-1	GIEBELDECKLEISTEN - GABLE COVER STRIPS 18x58 ✓	4	18x58	3310
T01-1	TRAUFENBRETTER - EAVES BOARDS 18x95 	2	18x95	5950
T06-1	TRAUFENLEISTEN - EAVES STRIPS 18x40 ✓		18x40	12,0 lfm/rm
GS	GIEBELSEGMENT - GABLE DIAMOND 	2		

Pos	Teileliste/Specification Hansa Garage G 595x575/44		Stck. Pcs.	Profil Profile (mm)	Länge Length (mm)
TP1 20-1	STÜTZPFÖSTE - SUPPORT POST 120x120		3	120x120	2095
ML1	Metallstange - Metal bar		10	D10	1170
ML2	Metallstange - Metal bar		1	D10	770
SH	SCHLAGHÖLZER - MOUNTING PIECES		3		
NG2 550	NÄGEL - NAILS 2.5x50 Dachbretter - Roof boards		1166		
SR3 030	Schrauben - Screws 3.0x30 Traufenleisten - Eaves strips		24		
SR3 545	Schrauben - Screws 3.5x45 Giebelbretter - Gable boards		28		
SR3 545	Schrauben - Screws 3.5x45 Giebeldeckleisten - Gable cover strips		28		
SR3 545	Schrauben - Screws 3.5x45 Giebelsegment - Gable diamond		4		
SR3 545	Schrauben - Screws 3.5x45 Traufenbretter - Eaves boards		26		
SR5 0100	Schrauben - Screws 5.0x100 Fundamenthölzer - Foundation beams		24		
SR5 0100	Schrauben - Screws 5.0x100 Stützpfoeste - Support post		6		
SR507 0-002	Schrauben - Screws 5.0x70 Verstellbare pfostenstütze - Post support		12		
VP3	Verstellbare Pfostenstütze - Adjustable post support M20		3		
KL1	Gewindestange - Threaded Rod M8		4		2000
KL2	Gewindestange - Threaded Rod M8		2		792
KL3	Gewindestange - Threaded Rod M8		8		405
KL4	Gewindestange - Threaded Rod M8		2		325
KL5	Gewindestange - Threaded Rod M8		28		270
	Mutter - nut M8 U-Scheibe - washer Ø25		80		
	Befestigungsmutter - fixing nut M8		4		
	✓ - Bitte selber anpassen (falls nötig)! / Cut into length on site (if needed)!				
Kood	Hansa Garage G 595x575/44	Material	File	Hansa Garage G 595x575-44.dwg	3/6

Pos	Teileliste/Specification Hansa Garage G 595x575/44	Stck. Pcs.	Profil Profile (mm)	Länge Length (mm)
	<p style="text-align: center;">TÜR/DOOR Q5 D5-S44R-XXX-08401955</p> <div style="display: flex; align-items: center;">  <div style="margin-left: 20px;"> <p>D103-RX</p> <p>L1 18x90 L=1080mm 2x</p> <p>L2 18x90 L=1955mm 4x ✓</p> <p>DIN rechts / right handed</p> </div> </div>	1		
SR37	Schrauben - Screws 3.5x45	22		
Kood	Hansa Garage G 595x575/44			
Material		File	Hansa Garage G 595x575-44.dwg	6/6

Aken	Q4-Q6	-	paigaldusjuhis
Window	Q4-Q6	-	assembly instructions
Fenster	Q4-Q6	-	Montageanleitung

5-10mm

3.5x45

Lõika mõõtu
Cut to length
Absägen
- 10mm / -20mm

NB!

3.5x45

Vihmaliist / Rain strip / Wasserleiste

Q5-Q6

*Silikoon

*Silicon

*Silikon

*Vajumispilu

*Settling gap

*Senkungs spalt

ca 40-50mm

NB!

- Monteerida juhul kui ese on välja toodud maja spetsifikatsioonis!
- Install only if the item is listed in the house specification!
- Nur montieren wenn die Leiste in der Teileliste gezeigt ist!

Veeplekk / Window sill / Fensterbank

4,2x16