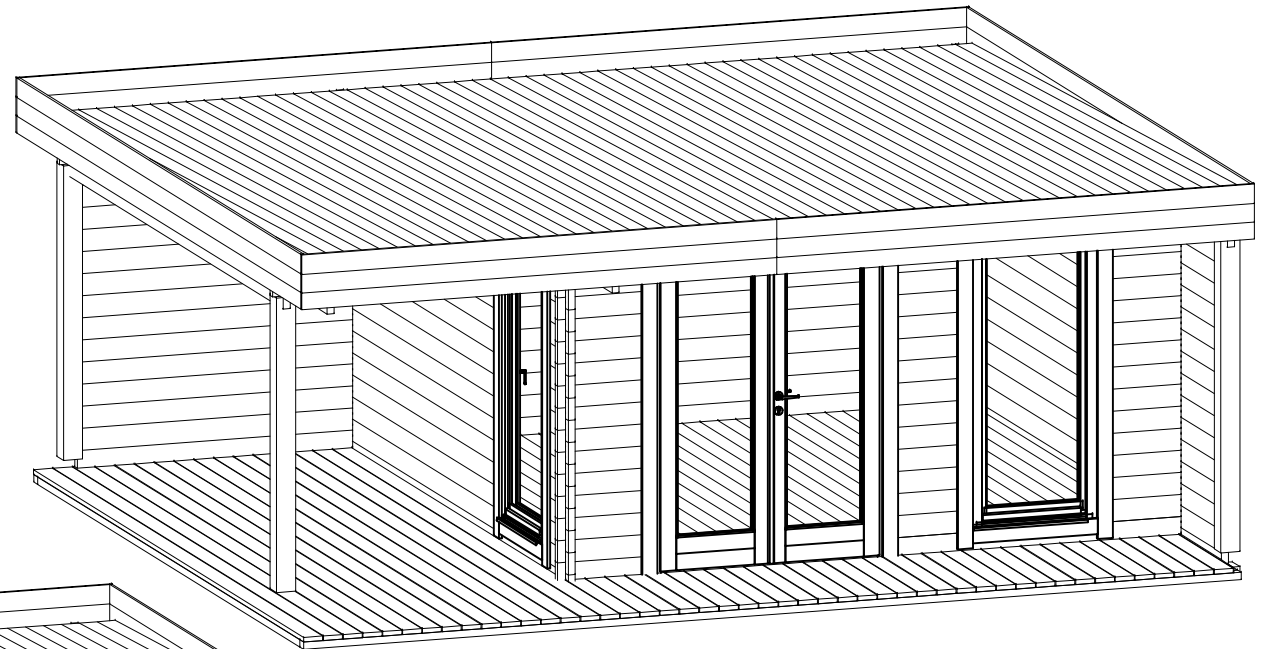
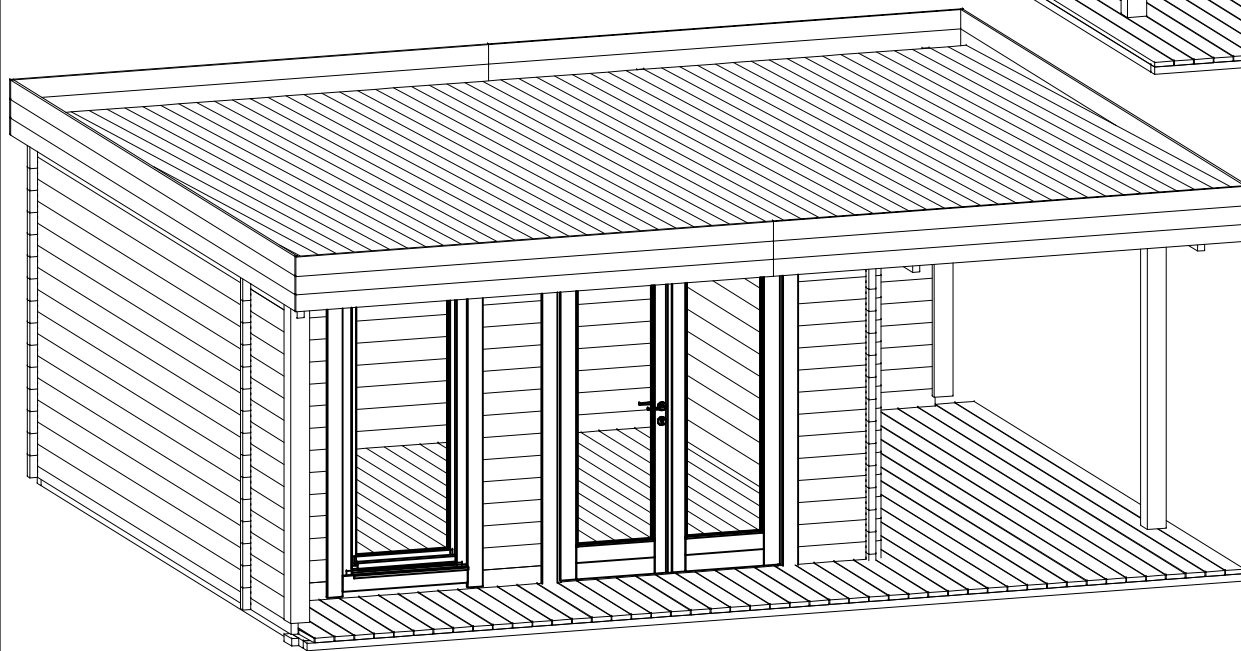

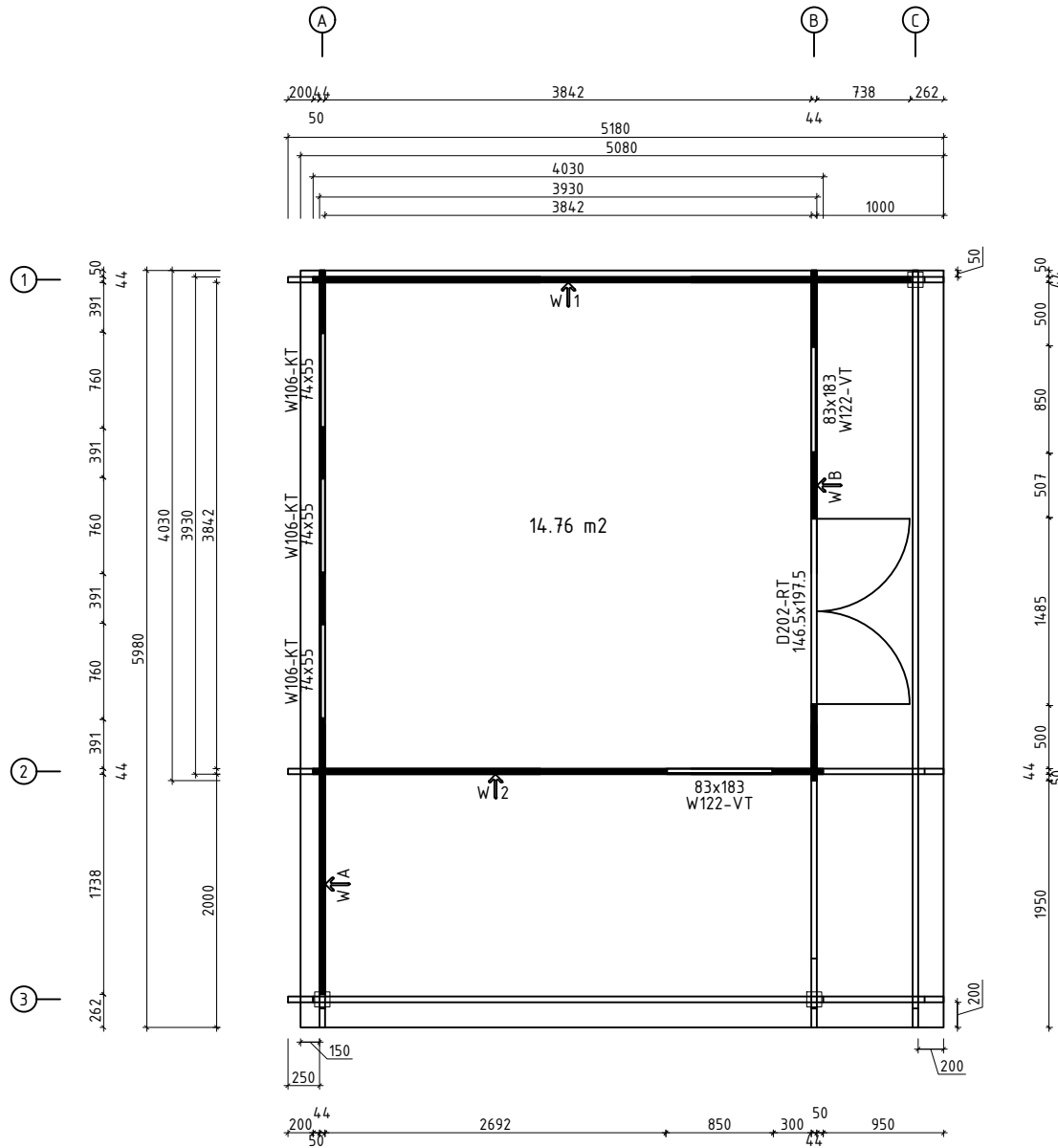



This house can be built mirrored.  
Dieses Haus lässt sich auch spiegelverkehrt aufbauen.

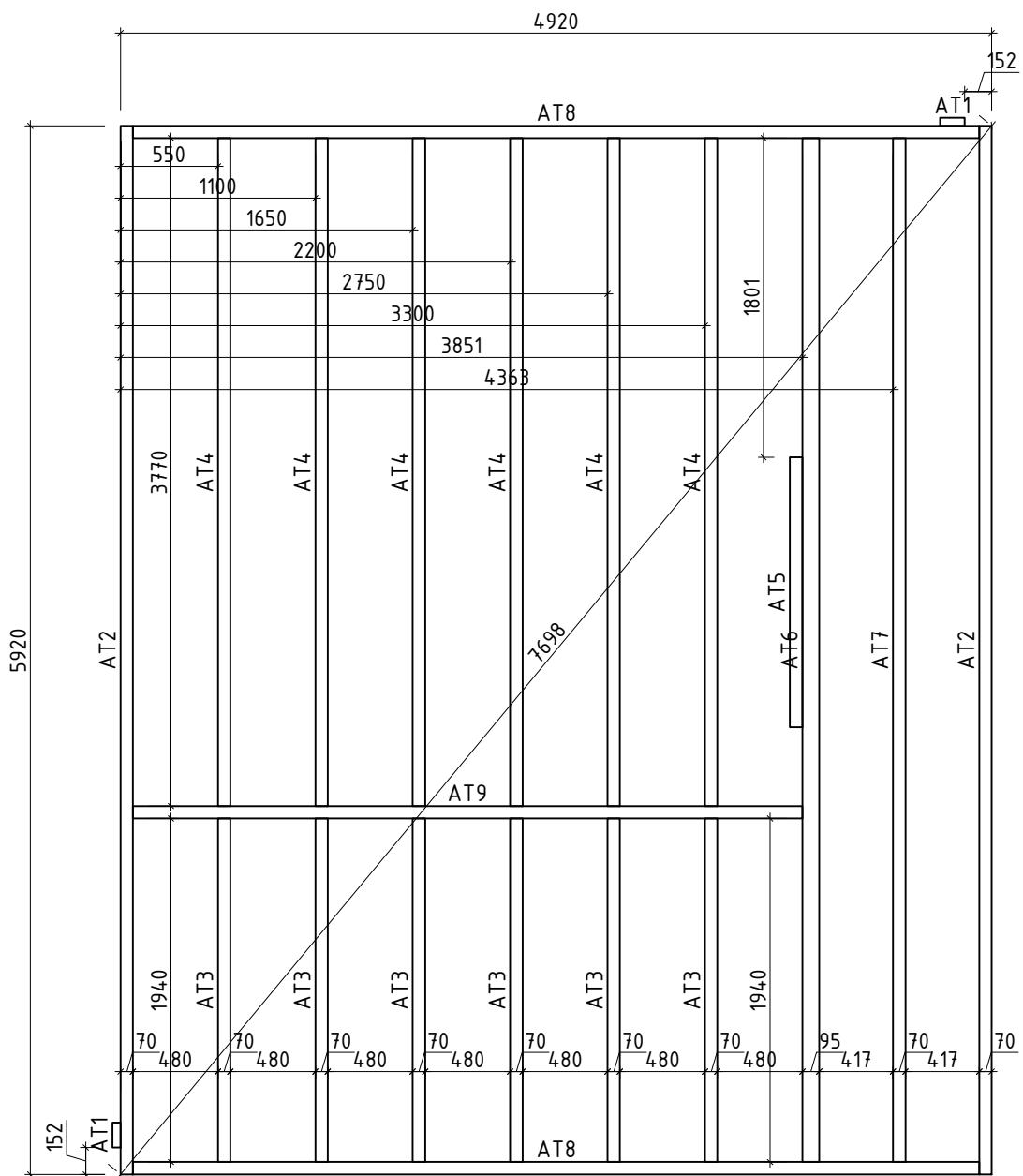



 www.hansa24.com	Name Hansa Lounge XL 403x403+VD 44		SKU G0101
	Drawing/Zeichnung 3D		Format A4
	Profile/Profil 4.4x13.5	Scale/Maßstab	Date 16.11.2022

H = 1.800 m  
TOTAL: 25.74 m<sup>2</sup>

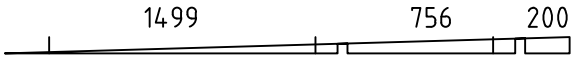

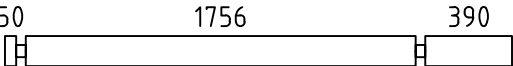

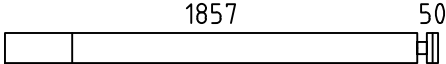



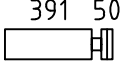




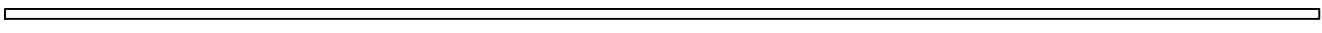

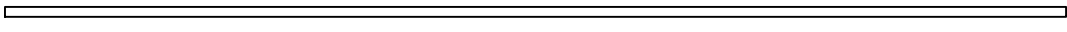











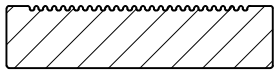
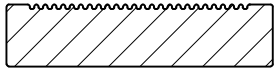






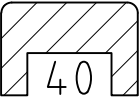
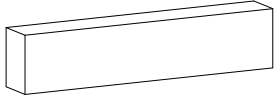

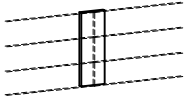



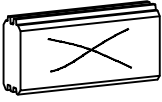



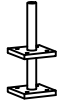





 www.hansa24.com	Name Hansa Lounge XL 403x403+VD 44		SKU G0101
	Drawing/Zeichnung Plan_Grundplan		Format A3
	Profile/Profil 4.4x13.5	Scale/Maßstab 1:40	Date 16.11.2022























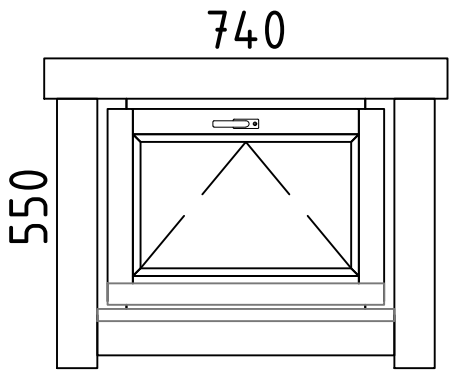

 www.hansa24.com	Name Hansa Lounge XL 403x403+VD 44		SKU G0101
	Drawing/Zeichnung Foundation plan_Lagerholzplan		Format A4
	Profile/Profil 4.4x13.5	Scale/Maßstab 1:40	Date 16.11.2022

Pos	Model Hansa Lounge XL 403x403+VD 44	Pcs	Profile (mm)	Length (mm)
	Notice! The gable pieces can be partly pre-assembled! Please notice - those differ from the description given in the specification list.			
	Achtung! Die Giebelbohlen können teilweise schon vormontiert sein! Bitte beachten - diese erscheinen nicht ganz so wie in der Teileliste beschrieben.			
000	<p>spare log/Ersatzteile</p>	1	44x135	5980
001		1	44x112	5980
002		1	44x135	5980
003		1	44x135	5980
004		1	44x135	5830
005		1	44x135	5830
006		1	44x135	5718
007		10	44x135	5718
008		1	44x135	5180
009		1	44x135	5180
010		1	44x135	5180
011		1	44x135	4830
012		1	44x135	4830
013		1	44x135	4830
014		14	44x135	4718
015		1	44x68	4718
016		1	44x135	4030
017		1	44x135	4030
018		1	44x68	4030
019		6	44x135	2786
020		1	44x135	2786
021		6	44x135	2786
022		1	44x73	2543

Pos	Model Hansa Lounge XL 403x403+VD 44	Pcs	Profile (mm)	Length (mm)		
023		1	44x73	2543		
024		1	44x73	2543		
025		1	44x135	2284		
026		3	44x135	2173		
027		1	44x135	1951		
028		29	44x135	594		
029		12	44x135	507		
030		2	44x135	507		
031		4	44x135	485		
032		1	44x135	394		
033		13	44x135	394		
034		8	44x135	390		
AT6	FOUNDATION BEAMS (impregnated) - FUNDAMENTHÖLZER (imprägniert) 	1	95x45	5780		
AT2	FOUNDATION BEAMS (impregnated) - FUNDAMENTHÖLZER (imprägniert) 	2	70x45	5920		
AT7	FOUNDATION BEAMS (impregnated) - FUNDAMENTHÖLZER (imprägniert) 	1	70x45	5780		
AT8	FOUNDATION BEAMS (impregnated) - FUNDAMENTHÖLZER (imprägniert) 	2	70x45	4780		
AT9	FOUNDATION BEAMS (impregnated) - FUNDAMENTHÖLZER (imprägniert) 	1	70x45	3781		
AT4	FOUNDATION BEAMS (impregnated) - FUNDAMENTHÖLZER (imprägniert) 	6	70x45	3770		
AT3	FOUNDATION BEAMS (impregnated) - FUNDAMENTHÖLZER (imprägniert) 	6	70x45	1940		
AT5	FOUNDATION BEAMS (impregnated) - FUNDAMENTHÖLZER (imprägniert) 	1	70x45	1525		
AT1	FOUNDATION BEAMS (impregnated) - FUNDAMENTHÖLZER (imprägniert) 	2	45x45	140		
PR1	PURLINS - PFETTEN 	4	70x145	5980		
	ROOF BOARDS - DACHBRETTER 	53+1	113x18	5082		
	FLOOR BOARDS - FUSSBODENBRETTER 	34+1	113x28	3837		
	TERRACE BOARDS - TERRASSENBRETTER 	3+1	120x28	4930		
Kood	Hansa Lounge XL 403x403+VD 44	Materjal	File	Hansa Lounge XL 403x403+VD 44.dwg	geht	2/7

Pos	Model Hansa Lounge XL 403x403+VD 44		Pcs	Profile (mm)	Length (mm)
	TERRACE BOARDS - TERRASSENBRETTTER		13	120x28	4884
	TERRACE BOARDS - TERRASSENBRETTTER		32+1	120x28	998
	Floor mouldings - Fussbodenleisten			14x55	17,0 rm/lfm
	Ceiling mouldings - Deckenleisten			15x28	24,0 rm/lfm
RLI01-1	Eave slat - Traufenleiste 18x40			18x40	12,0 rm/lfm
KPL 01-1	Flat roof fillets - Dachpappenleisten			15x28	17,0 rm/lfm
KAR1-1	Parapet - Blende 336		4	18x336	3008
KAR 1-2	Parapet - Blende 336		2	18x336	5182
KAR 2-1	Parapet cover - U-Profil für Blenden			44x65	23,0 rm/lfm
KAR 3-1	Parapet support - Blendestütze 44x65		4	44x65	200
KAR 3-2	Parapet support - Blendestütze 44x65		4	44x65	250
KAR 4-1	Parapet- connecting slat - Blende- Verbindungsleiste		2	18x120	330
TP-1 20-1	Support post - Stützpfofte 120x120		1	120x120	1786
TP-1 20-2	Support post - Stützpfofte 120x120		1	120x120	1786
TP-1 20-3	Support post - Stützpfofte 120x120		1	120x120	1921
LK	Hit block - Schlaghölzer		3		
ÜV1	Metal bar - Metallstange Ø10		2	Ø10	1170
ÜV2	Metal bar - Metallstange Ø10		2	Ø10	1040
ÜV3	Metal bar - Metallstange Ø10		2	Ø10	770
PJ02	Adjustable post support - Verstellbare Pfostenstütze M20		3		
N-0 2501	Nails - Nägel vierkant 2.5x50 for ceiling boards - für Dachbretter		742		
N-0 2502	Nails - Nägel vierkant 2.5x60 for floor boards - für Fussbodenbretter		544		
KR-0 3001	Screws - Schrauben 3.0x30 for ceiling mouldings - für Deckenleisten		44		
KR-0 3002	Screws - Schrauben 3.0x30 for eave slats - für Traufenleisten		24		
KR-0 3003	Screws - Schrauben 3.0x30 for floor mouldings - für Fussbodenleisten		32		

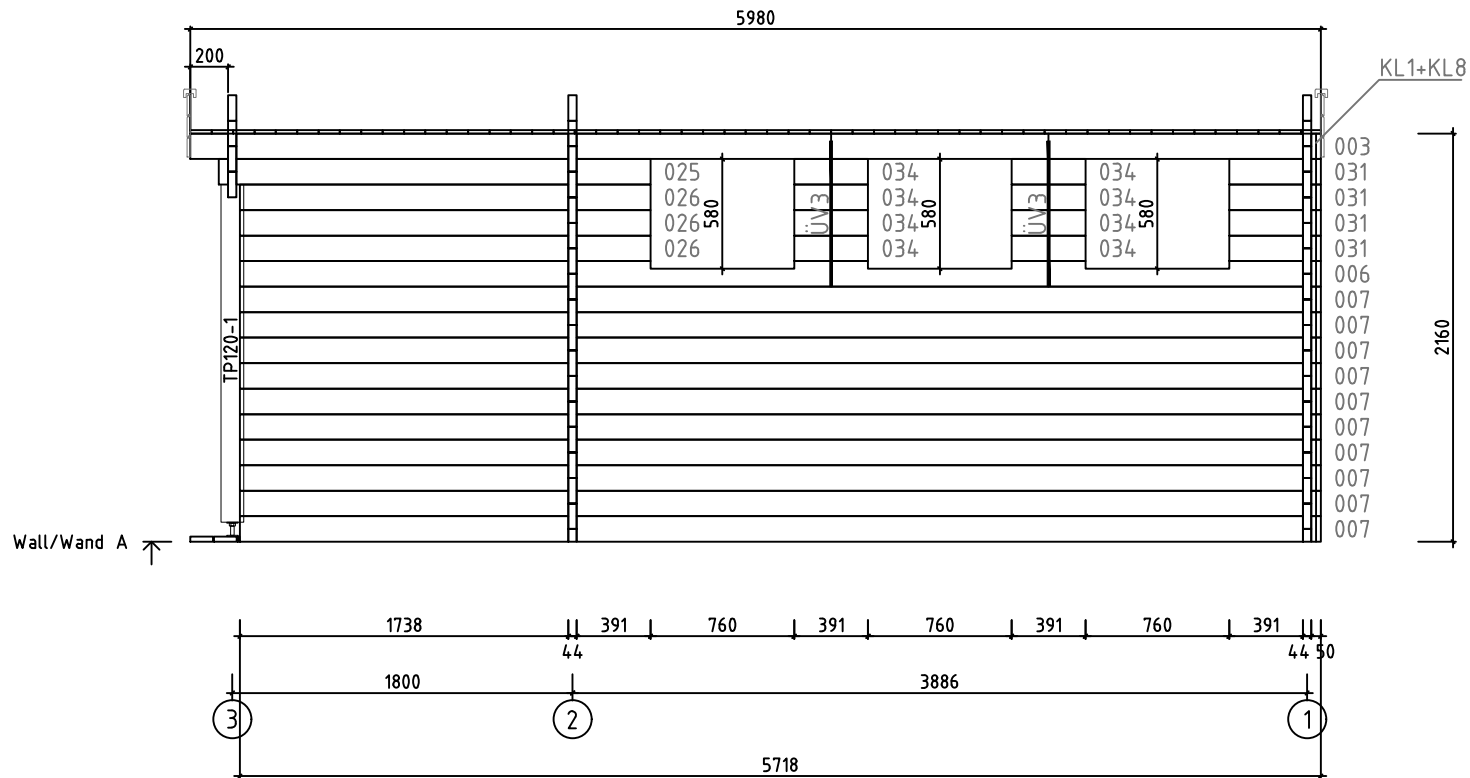
Pos	Model Hansa Lounge XL 403x403+VD 44		Pcs	Profile (mm)	Length (mm)
KR-0 3004	Screws - Schrauben 3.0x30 for parapet connecting slat - für Verbindungsleiste des Blendes		16		
KR-0 3005	Screws - Schrauben 3.0x30 for roof felt fillets - für Dachpappenleisten		32		
KR-0 3529	Screws - Schrauben 3.5x45 C3 for U-profile - für U-Profil		46		
KR-0 4201	Screws - Schrauben 4.2x55 C3 for terrace boards - für Terrassenbretter		512		
KR-0 5080	Screws - Schrauben 5.0x100 for foundation beams - für Fundamenthölzer		80		
KR-0 5031	Screws - Schrauben 5.0x70 C3 for parapet fastening - für Blendenbefestigung		64		
KR-0 5032	Screws - Schrauben 5.0x70 C3 for parapet supports - für Blendestützen		16		
KR-0 5033	Screws - Schrauben 5.0x70 C3 for post supports - für Pfostenstützen		24		
KR-0 5034	Screws - Schrauben 5.0x70 C3 for support posts - für Stützpfosten		6		
KL1	Threaded rod - Gewindestange M8		3		2000
KL2	Threaded rod - Gewindestange M8		2		508
KL3	Threaded rod - Gewindestange M8		2		435
KL4	Threaded rod - Gewindestange M8		1		412
KL5	Threaded rod - Gewindestange M8		2		373
KL6	Threaded rod - Gewindestange M8		2		302
KL7	Threaded rod - Gewindestange M8		4		300
KL8	Threaded rod - Gewindestange M8		1		190
	Nut - Mutter M8		14		
	Washer - Scheibe M8x24		14		
	Extended nut - Langmutter M8		3		
	Drive-in nut - Einschlagmutter M8		14		
Kood	Hansa Lounge XL 403x403+VD 44	Materjal	File	Hansa Lounge XL 403x403+VD 44.dwg	geht 4/7


Pos	Model Hansa Lounge XL 403x403+VD 44	Pcs	Profile (mm)	Length (mm)
	<p>WINDOW 740x550 W5-S44K-0XT-07400550</p>  <p>740 550</p> <p>W106-KT</p> <p>Tempered glass - Gehärtetes Glas Opens inside - Öffnet innen</p>	3		
KR-0 3524	<p>Screws - Schrauben 3.5x45 C3 for door and window trims - für Tür- und Fensterleisten</p> 	60		
Kood	Hansa Lounge XL 403x403+VD 44	Materjal	File Hansa Lounge XL 403x403+VD 44.dwg	geht 5/7

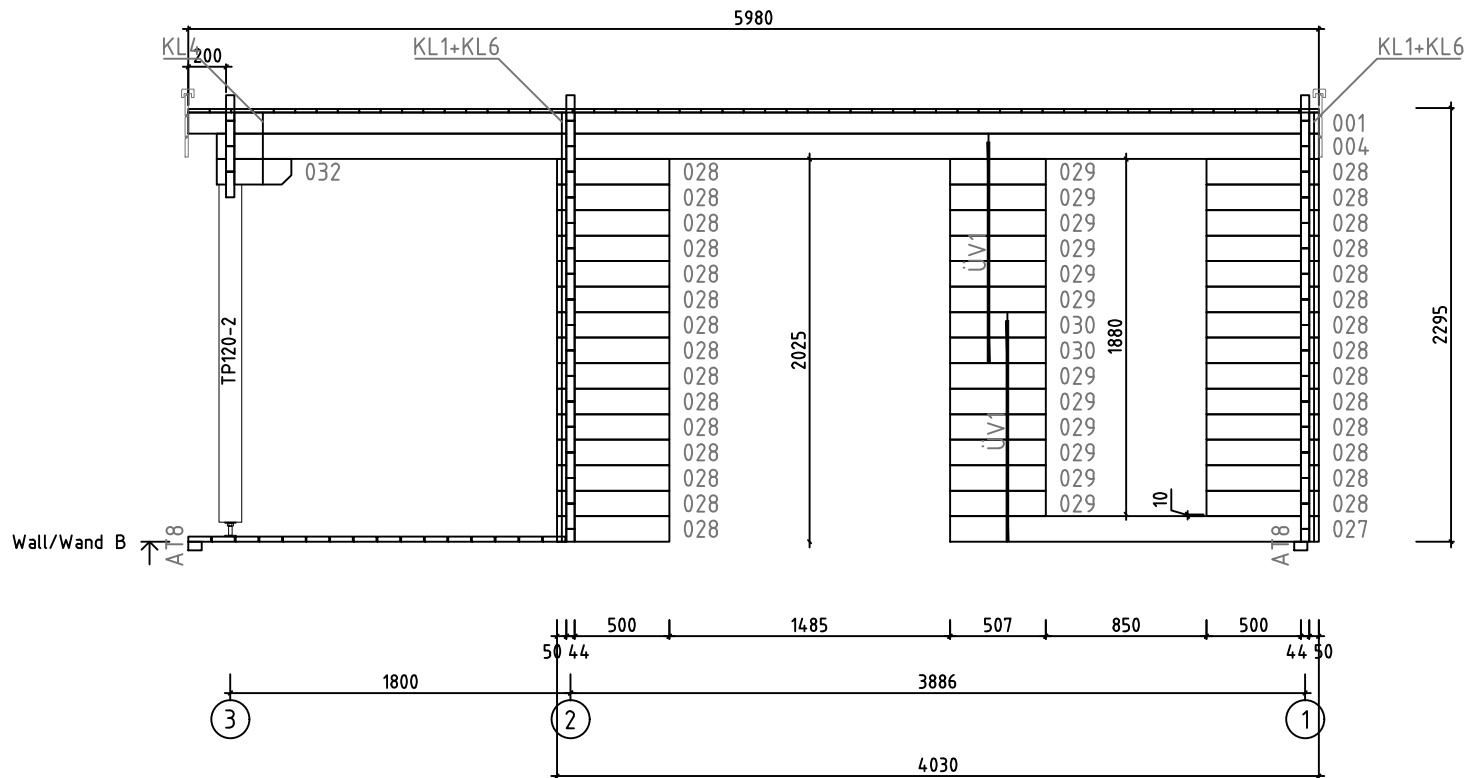





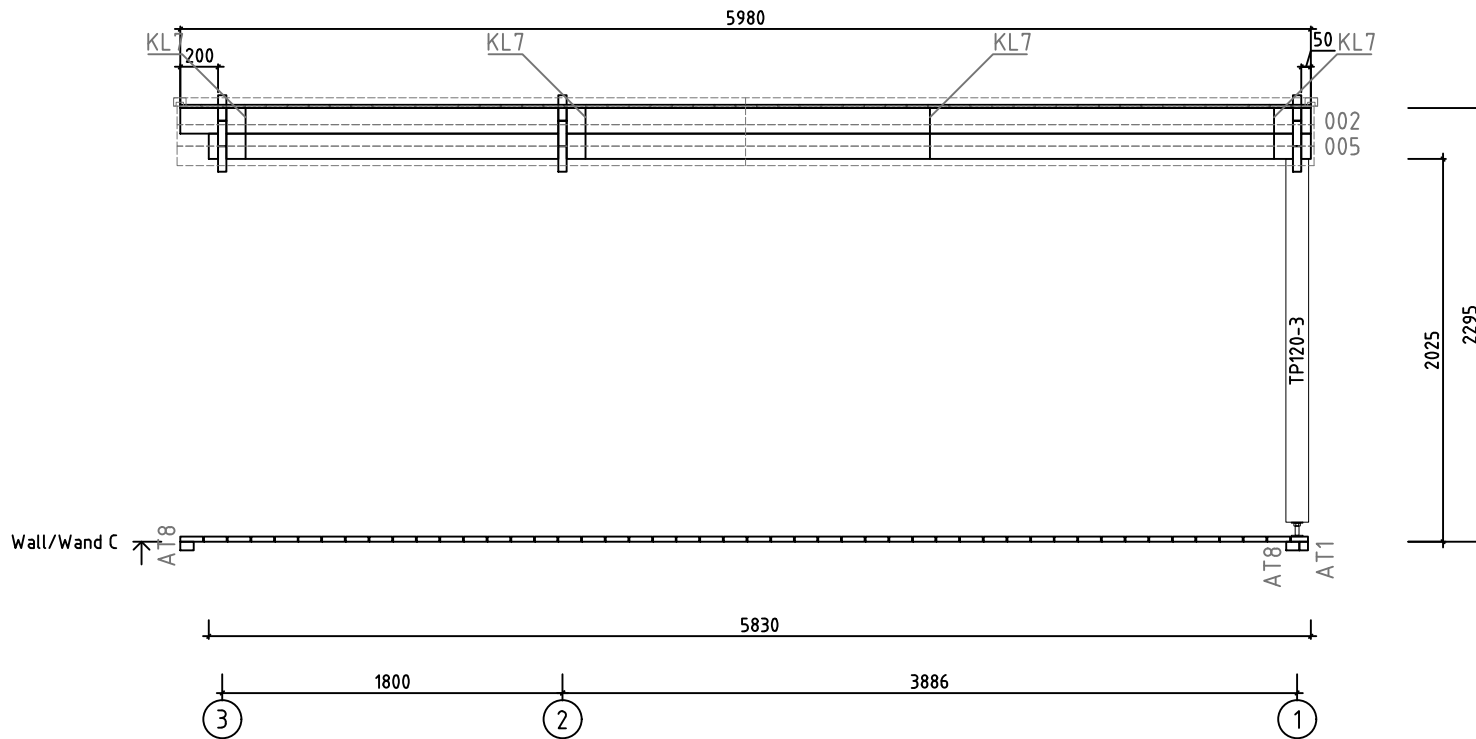
Pos	Model Hansa Lounge XL 403x403+VD 44	Pcs	Profile (mm)	Length (mm)
	<p>DOOR 1465x1975 D5-D44R-0XT-14651975</p> <p>D202-RT Right handed - DIN rechts Tempered glass - Gehärtetes Glas Opens outside - Öffnet aussen</p>	1		
KR-0 3524	<p>Screws - Schrauben 3.5x45 C3 for door and window trims - für Tür- und Fensterleisten</p>	28		
Kood	Hansa Lounge XL 403x403+VD 44	Materjal	File	Hansa Lounge XL 403x403+VD 44.dwg geht 7/7



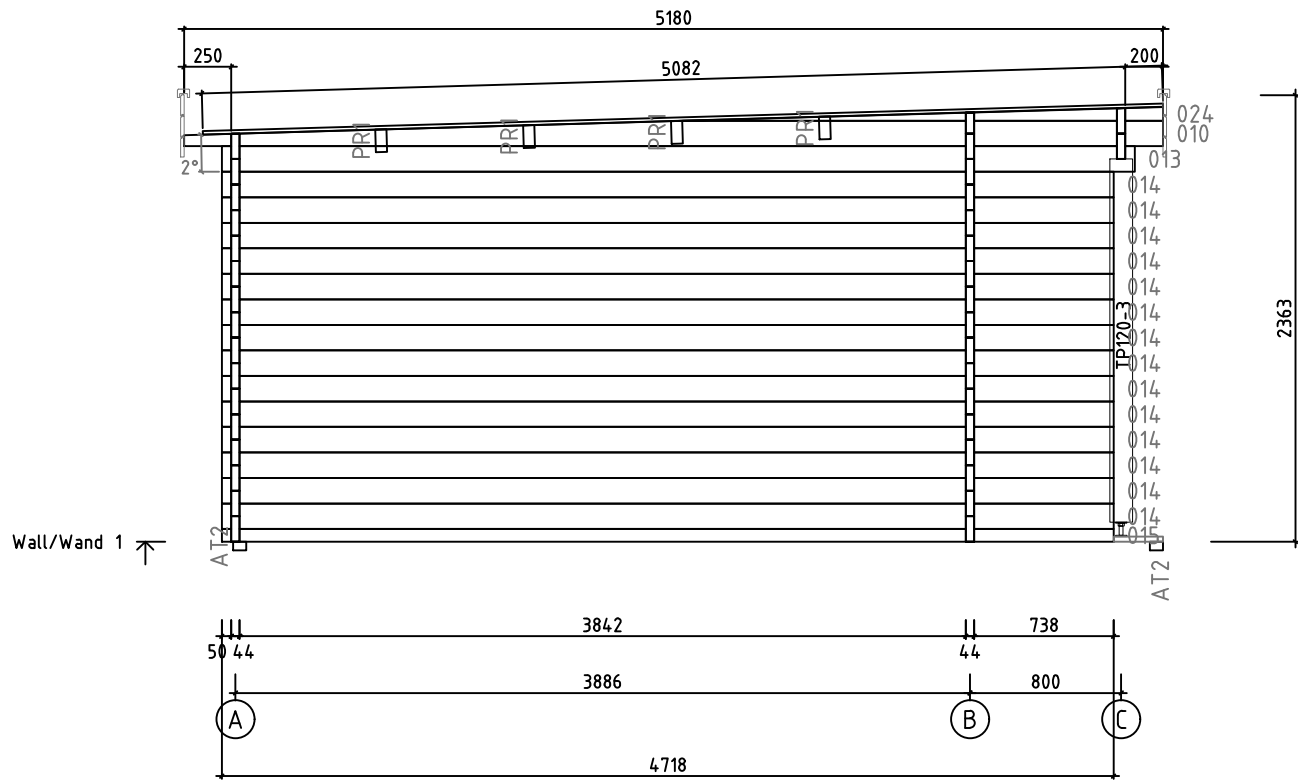
 www.hansa24.com	Name Hansa Lounge XL 403x403+VD 44		SKU G0101
	Drawing/Zeichnung Wall/Wand A		Format A4
	Profile/Profil 4.4x13.5	Scale/Maßstab 1:40	Date 16.11.2022




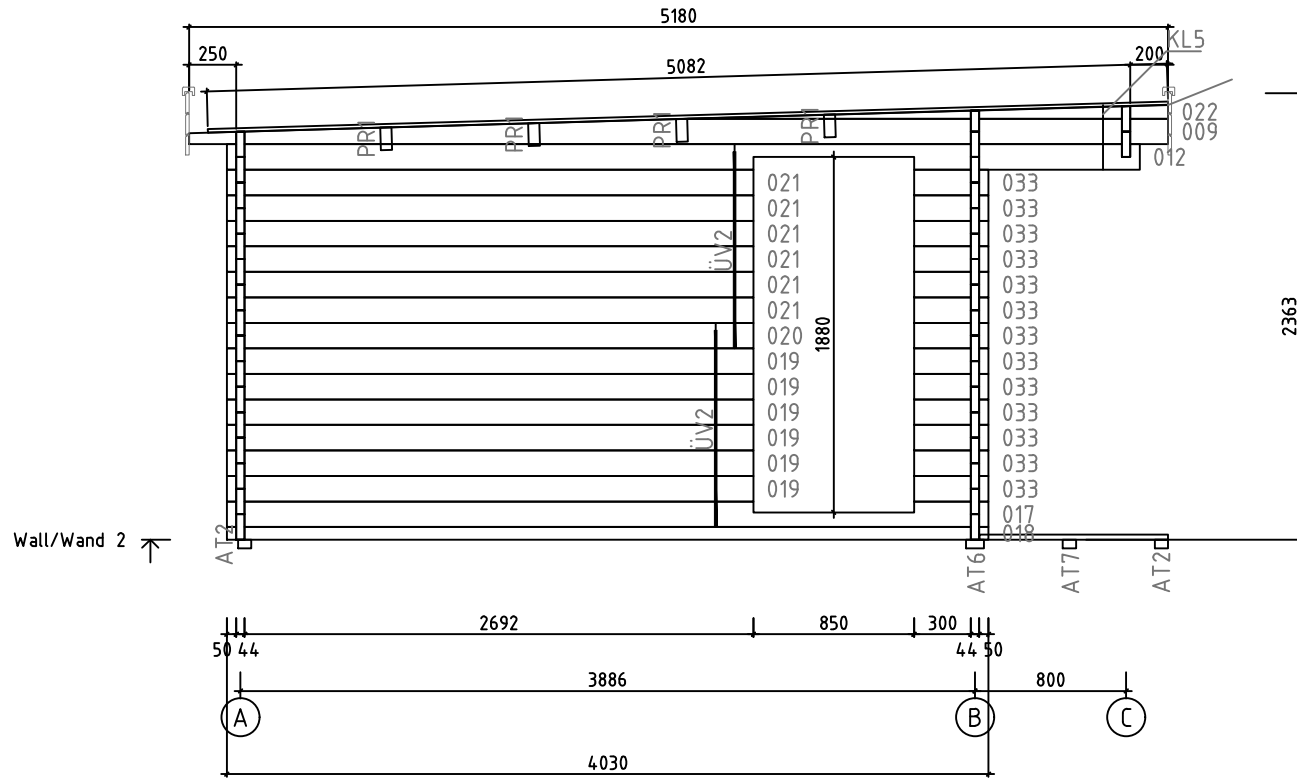
 <a href="http://www.hansa24.com">www.hansa24.com</a>	Name Hansa Lounge XL 403x403+VD 44		SKU G0101
	Drawing/Zeichnung Wall/Wand B		Format A4
	Profile/Profil 4.4x13.5	Scale/Maßstab 1:40	Date 16.11.2022




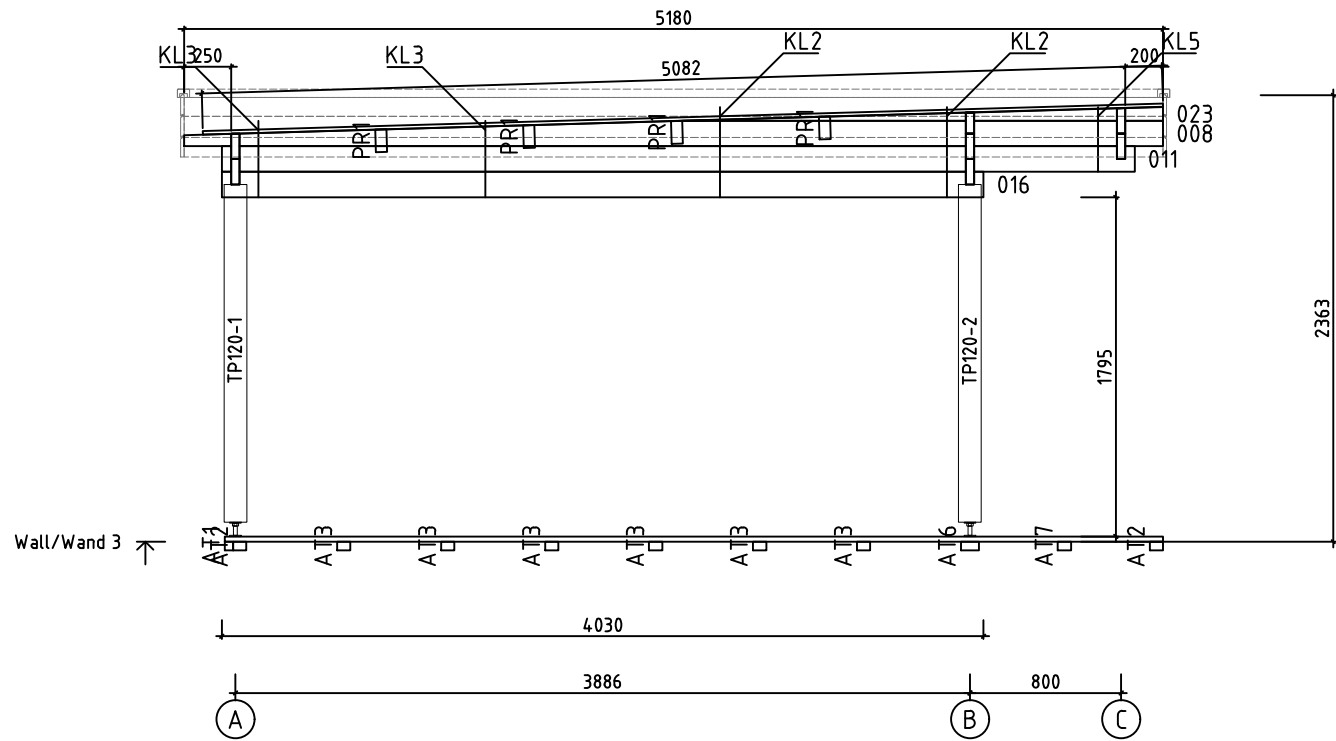
Name	Hansa Lounge XL 403x403+VD 44	SKU	G0101
Drawing/Zeichnung	Wall/Wand C	Format	A4
Profile/Profil	4.4x13.5	Scale/Maßstab	1:40
		Date	16.11.2022



 www.hansa24.com	Name Hansa Lounge XL 403x403+VD 44		SKU G0101
	Drawing/Zeichnung Wall/Wand 1		Format A4
	Profile/Profil 4.4x13.5	Scale/Maßstab 1:40	Date 16.11.2022



 <a href="http://www.hansa24.com">www.hansa24.com</a>	Name Hansa Lounge XL 403x403+VD 44		SKU G0101
	Drawing/Zeichnung Wall/Wand 2		Format A4
	Profile/Profil 4.4x13.5	Scale/Maßstab 1:40	Date 16.11.2022



Name	Hansa Lounge XL 403x403+VD 44	SKU	G0101
Drawing/Zeichnung	Wall/Wand 3	Format	A4
Profile/Profil	4.4x13.5	Scale/Maßstab	1:40
		Date	16.11.2022