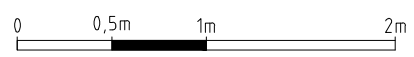
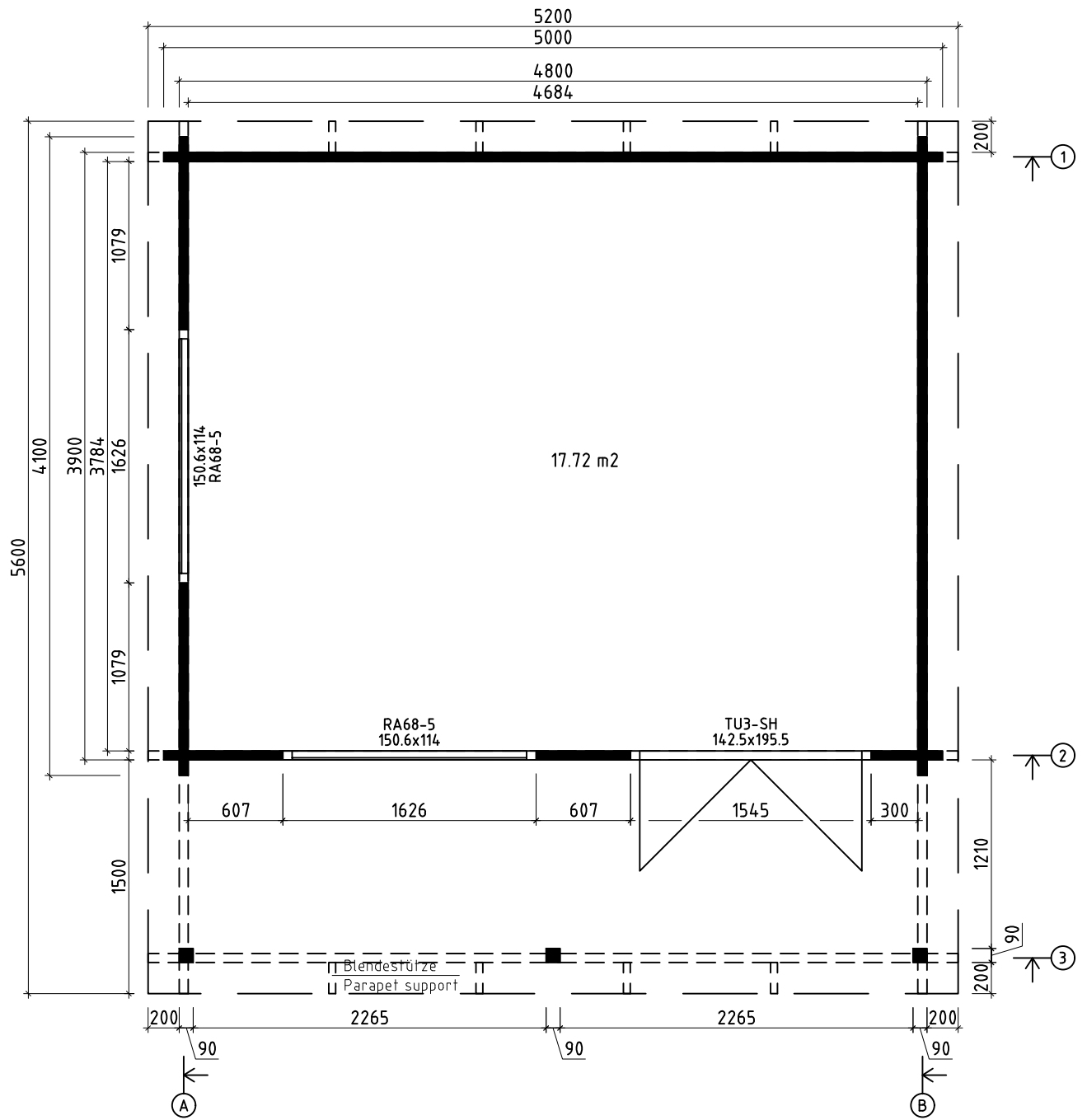


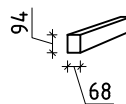
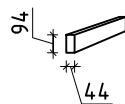
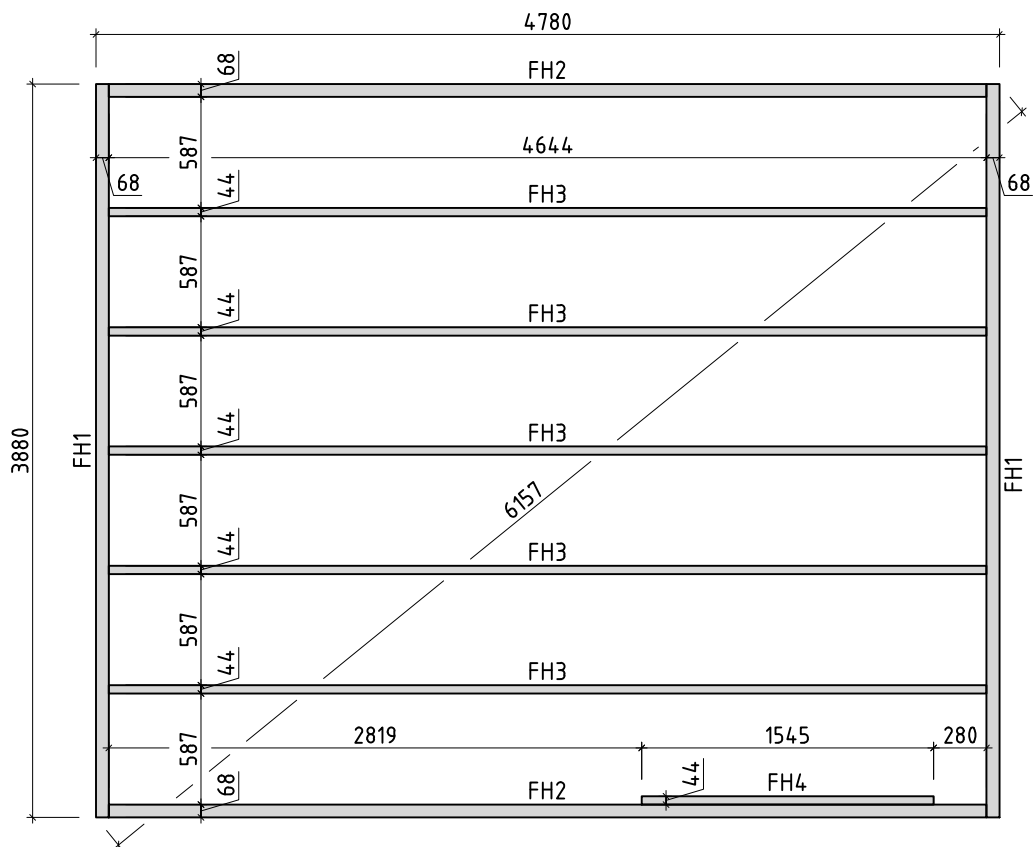
Dieses Haus lässt sich auch spiegelverkehrt aufbauen.  
This Cabin can be built mirrored.

Name	Ian C 4:10x500+SD 58
Zeichnung/Drawing	3D
Profil/Profile	5,8x13,5
Datum/Date	16.09.2019







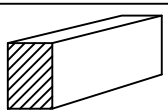


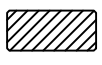
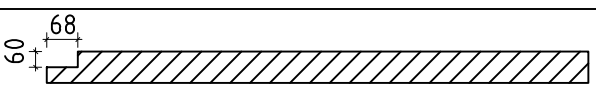
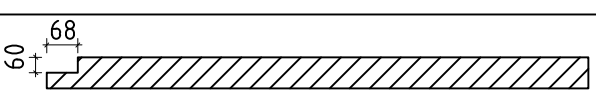


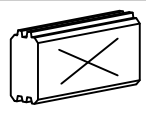
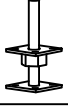
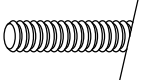
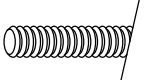





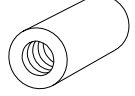

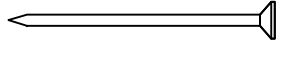
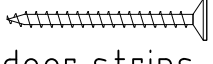
\* Fenster und Türen sind mit Sprossen  
 Windows and doors are with muntins

Name	Ian C 410x500+SD 58		
Zeichnung/Drawing	Grundplan_Plan		
Maßstab/Scale	1:40	Profil/Profile	5.8x13.5
		Datum/Date	16.09.2019



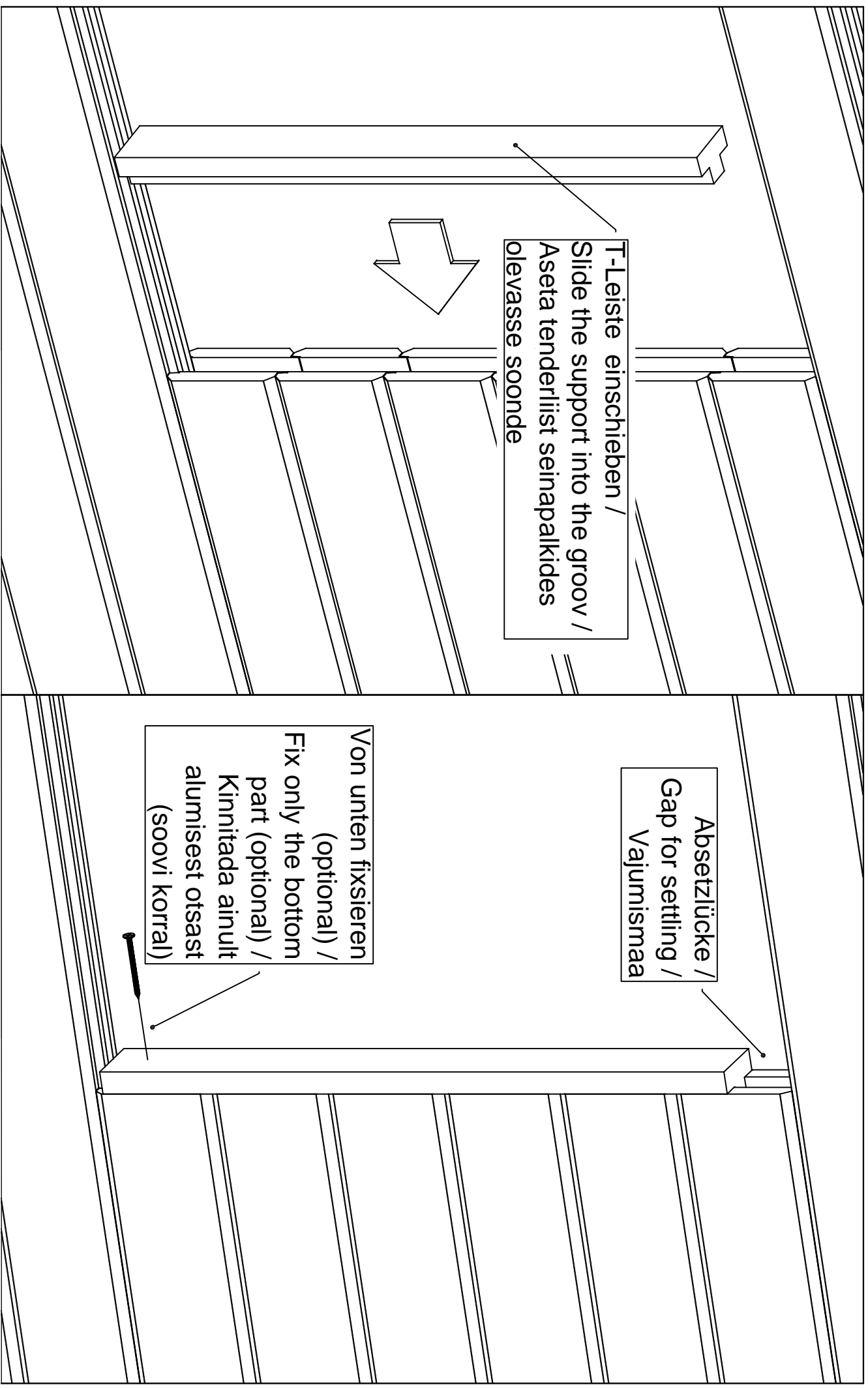
Name	Ian C 410x500+SD 58		
Zeichnung/Drawing	Lagerholzplan_Foundation plan		
Mafstab/Scale	1:40	Profil/Profile	5.8x13.5
		Datum/Date	16.09.2019

Pos	Teileliste/Specification lan C 410x500+SD 58	Stck Pcs.	Profil Profile (mm)	Länge Length (mm)
001		2	58x135	5600
002		2	58x135	5400
003		1	58x135	5200
004		1	58x135	5200
005		1	58x101	5200
006		1	58x135	5200
007		1	58x135	5200
008		17	58x135	5000
009		20	58x135	4100
010		2	58x68	4100
011		1	58x135	4100
012		1	58x135	2997
013		5	58x135	2997
014		2	58x73	2771
015		18	58x135	1237
016		9	58x135	765
017		9	58x135	607
018		15	58x135	458
FH2	FUNDAMENTHOLZ (imprägniert) - FOUNDATION BEAM (impregnated) 	2	68x94	4644
FH1	FUNDAMENTHOLZ (imprägniert) - FOUNDATION BEAM (impregnated) 	2	68x94	3880
FH3	FUNDAMENTHOLZ (imprägniert) - FOUNDATION BEAM (impregnated) 	5	44x94	4644
FH4	FUNDAMENTHOLZ (imprägniert) - FOUNDATION BEAM (impregnated) 	1	44x94	1545
PF1	PFETTEN - PURLINS 	5	58x170	5200
	DACHBRETTER - ROOF BOARDS 	47+1	113x18	5552
	FUSSBODENBRETTER - FLOOR BOARDS 	42+1	113x28	3779
Kood	lan C 410x500+SD 58	Materjal	File	Leht 1/3

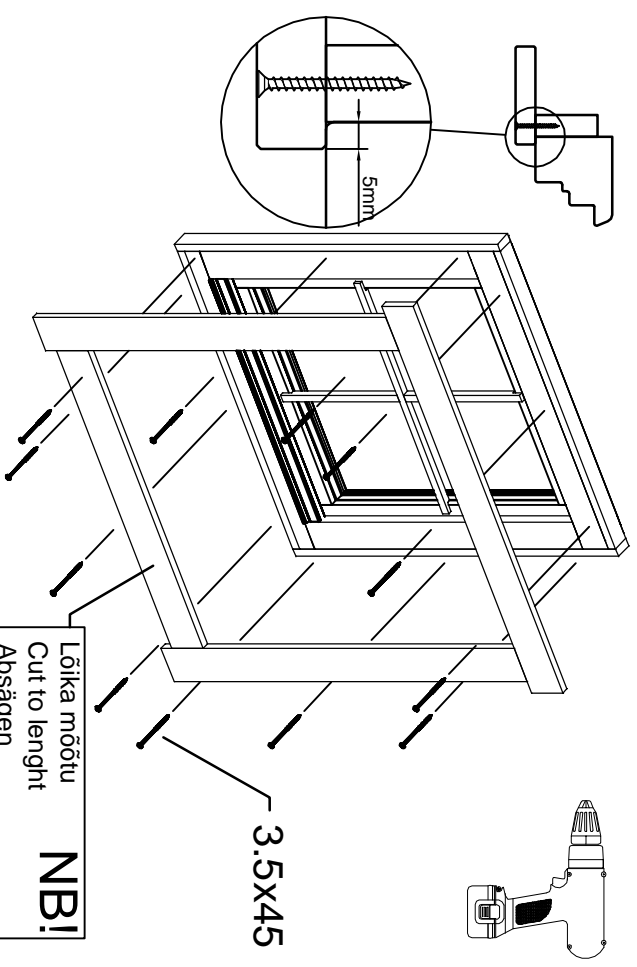
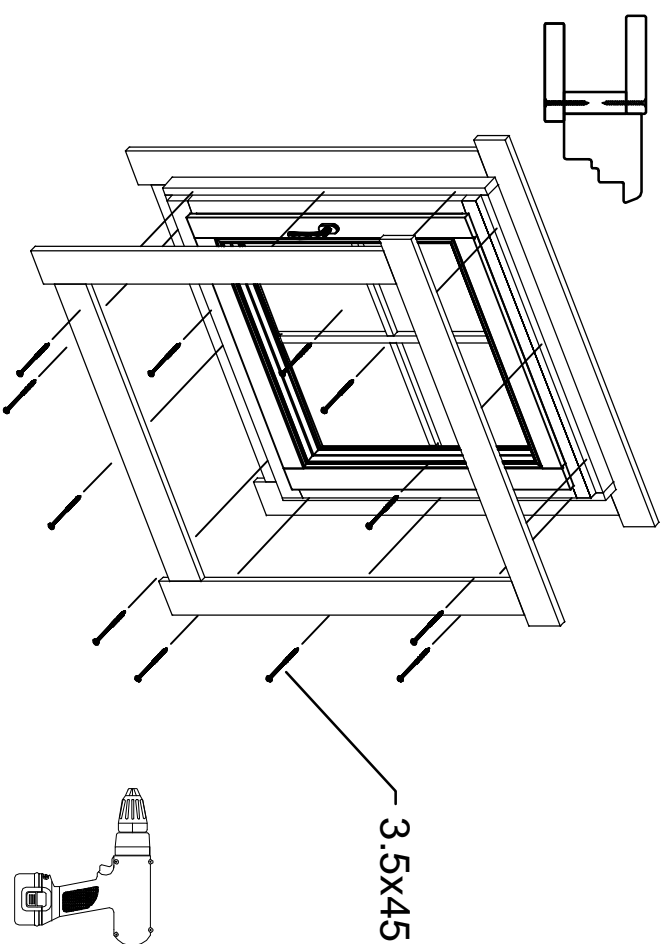
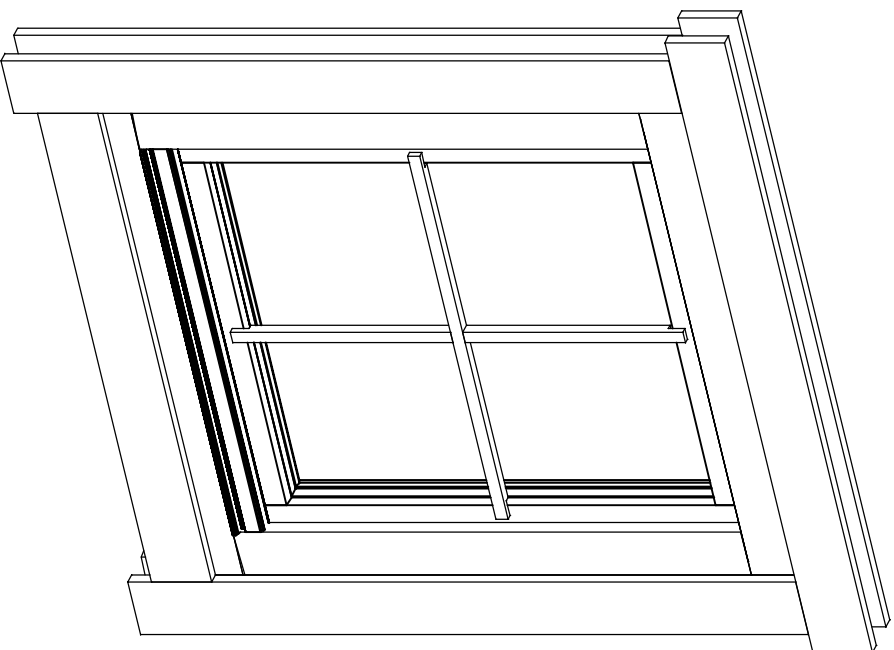
Pos	Teileliste/Specification lan C 410x500+SD 58		Stck Pcs.	Profil Profile (mm)	Länge Length (mm)
	ABDECKLEISTEN - COVER STRIPS		✓	15x28	22,0 lfm/rm
	FUSSBODENLEISTEN - FLOOR STRIPS		✓	14x55	17,0 lfm/rm
BL-1	DACHBLENDEN - PARAPET 350mm		2	18x350	5236
BL-2	DACHBLENDEN - PARAPET 350mm		2	18x350	5602
BS-1	DACHBLENDEN- Blendenstützen - PARAPET- Parapet support 44x65		8	44x65	200
UPB-1	DACHBLENDEN- U-Profil für Blenden - PARAPET- U-Profile		✓	65x44	22,0 lfm/rm
DPL-1	DACHPAPPENLEISTEN - ROOFING FELT STRIPS 15x28		✓	15x28	17,0 lfm/rm
T06-1	TRAUFENLEISTEN - EAVES STRIPS 18x40		✓	18x40	11,0 lfm/rm
TP90-1	STÜTZPFOSTE - SUPPORT POST 90x90		✓	90x90	2160
TP90-2	STÜTZPFOSTE - SUPPORT POST 90x90		✓	90x90	2228
TL58-1	T-LEISTEN - T-STRIPS 58		4	45x58	1165
TL58-2	T-LEISTEN - T-STRIPS 58		2	45x58	1975
SH	SCHLAGHÖLZER - MOUNTING PIECES		3		
VP2	Verstellbare Pfostenstütze - Adjustable post support M16		3	M16	
KL1	Gewindestange - Threaded Rod M8		4	M8	2000
KL2	Gewindestange - Threaded Rod M8		2	M8	465
KL3	Gewindestange - Threaded Rod M8		2	M8	393
KL4	Gewindestange - Threaded Rod M8		2	M8	343
KL5	Gewindestange - Threaded Rod M8		2	M8	270
	Mutter - Nut M8		16	M8	
	U-Scheibe - Washer M8 Ø25		16	M8	
	Befestigungsmutter - Fixing nut M8		4	M8	
NG04	NÄGEL - NAILS 2.5x50	Dachbretter - Roof boards		752	
NG05	NÄGEL - NAILS 2.5x60	Fussbodenbretter - Floor boards		624	
SR37	Schrauben - Screws 3.5x45	U-Profil - U-Profile Fenster- und Türleisten - Window and door strips		124	
Kood	lan C 410x500+SD 58	Materjal	File		Leht 2/3



# Montageanleitung für T-Leisten / Installing the door and window supports / Tenderliistu paigaldusjuhend.

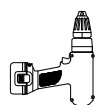
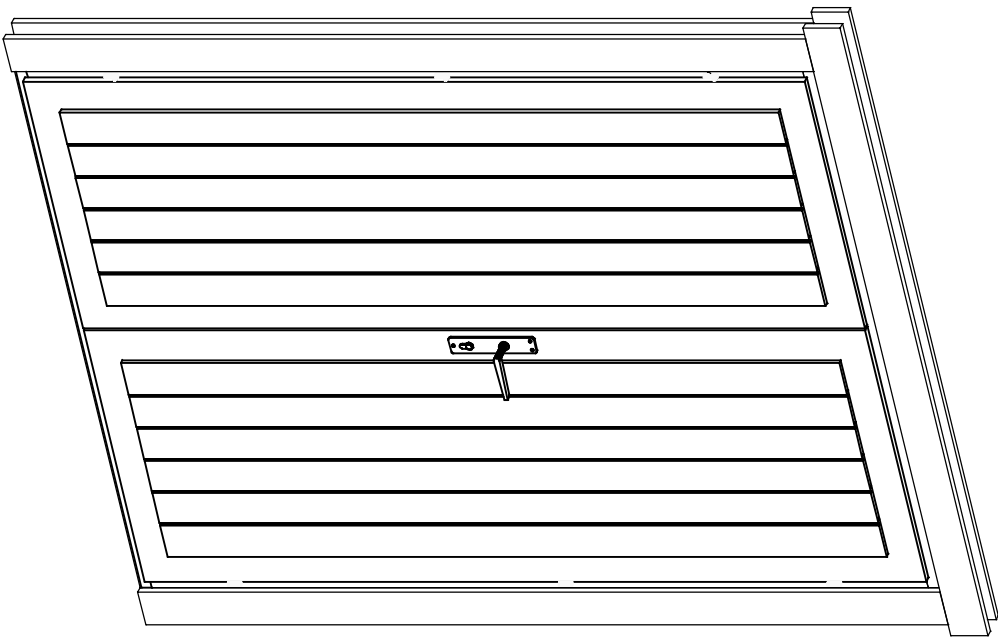


Akna tüüp / Fenster typ / Window type - A68  
(GH+ / SH)






Ukse montaa 0 / Tür montage / Door assembly  
(GH+ / SH)

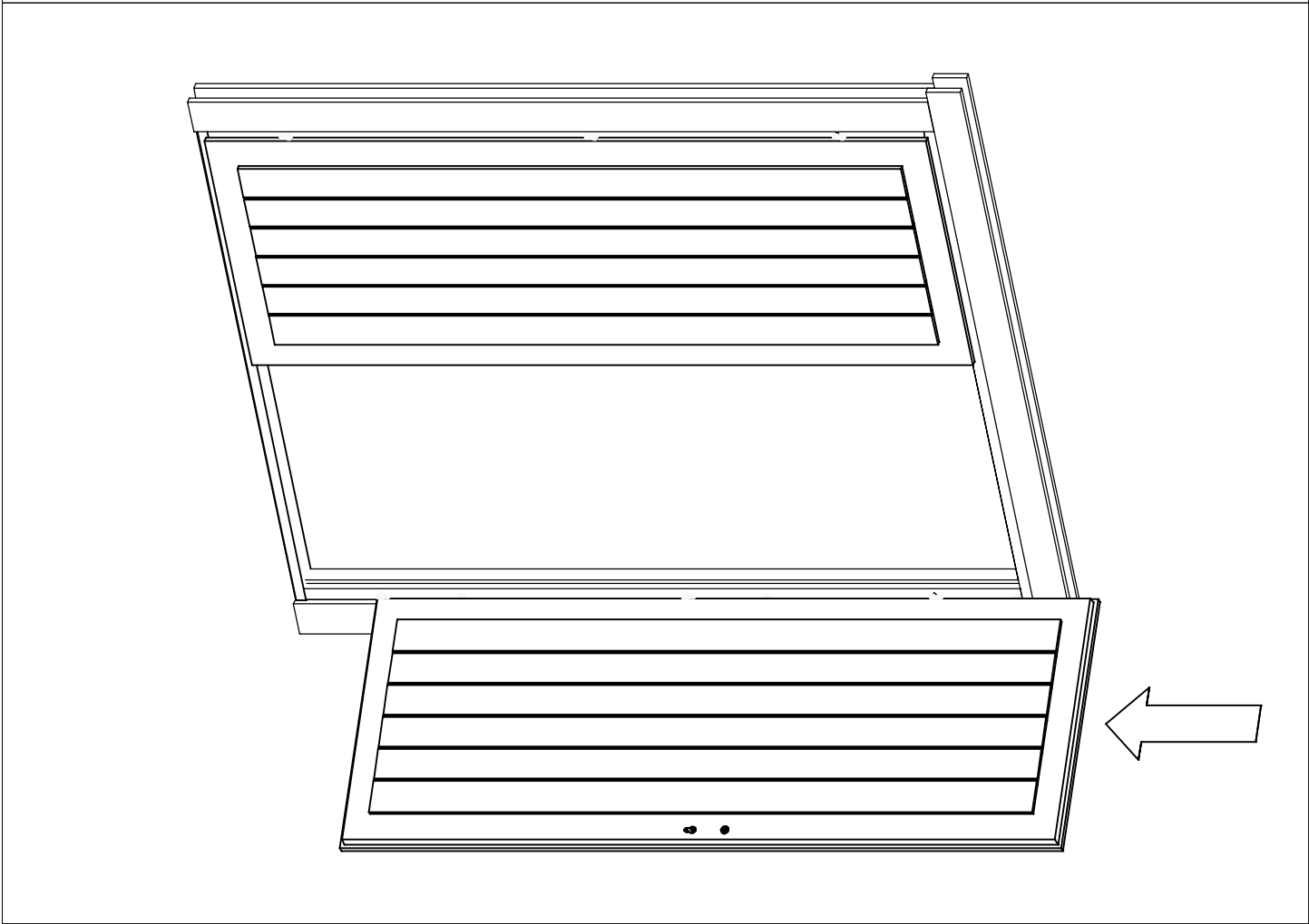
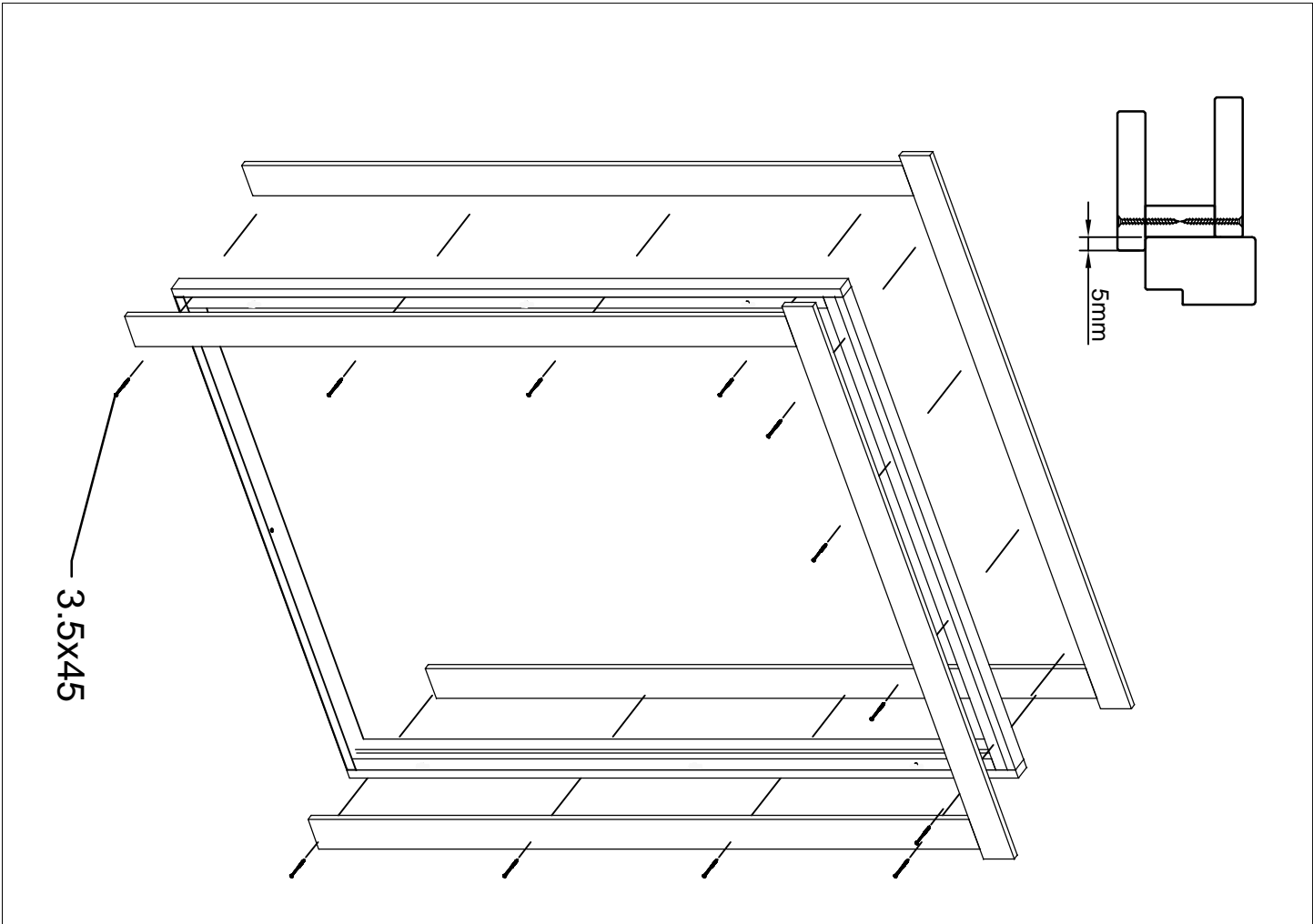


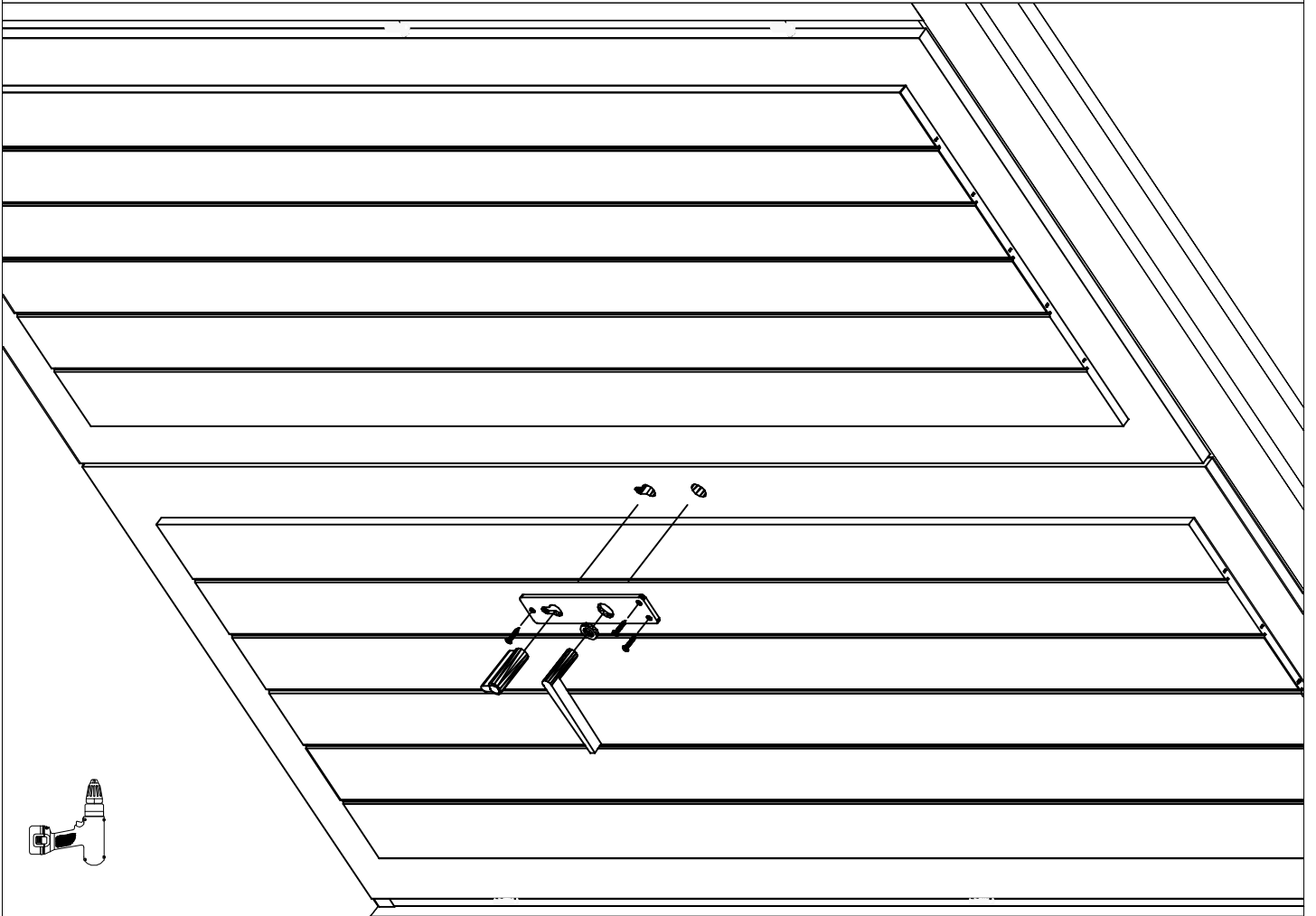
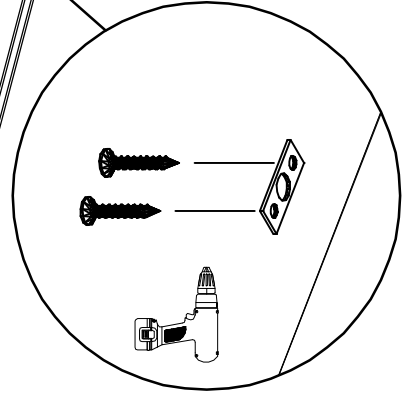
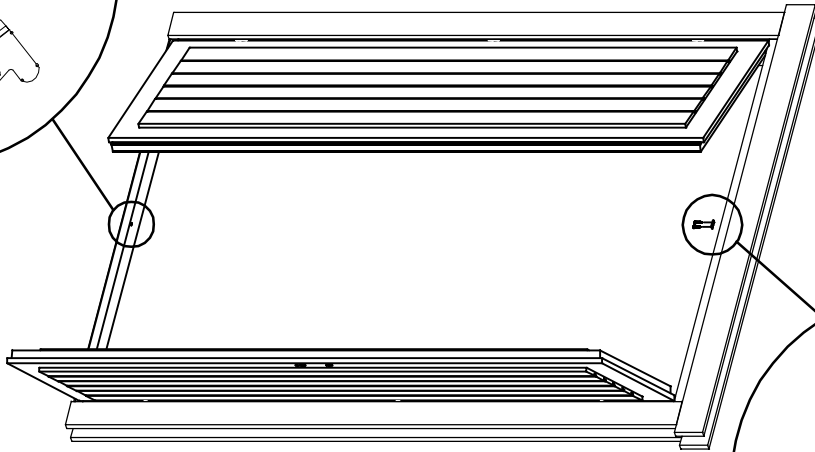
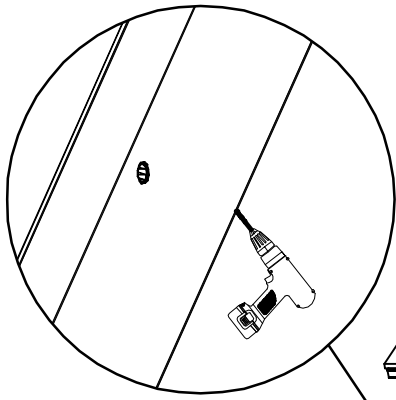
4.5x90

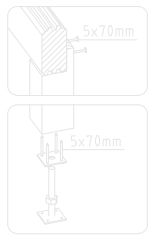


4.5x90

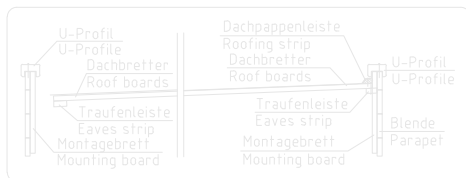





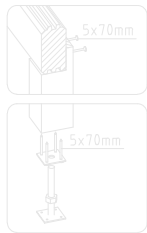
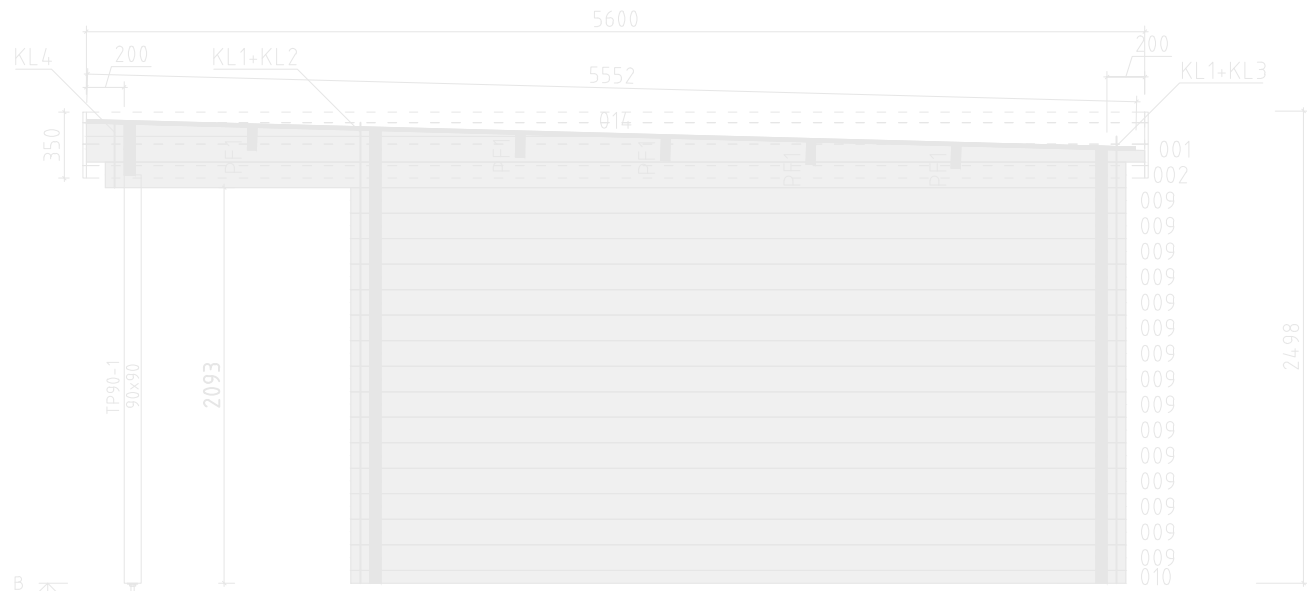





Wand/Wall A



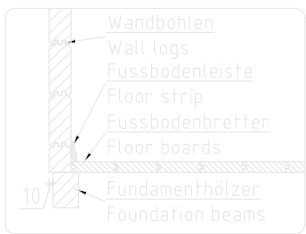

Name	Ian C 410x500+SD 58		
Zeichnung/Drawing	WAND/WALL A		
Maßstab/Scale	1:40	Profil/Profile	5.8x13.5
		Datum/Date	16.09.2019




Wand/Wall B




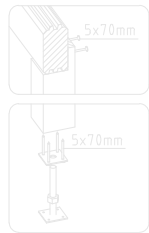
Name	Ian C 410x500+SD 58		
Zeichnung/Drawing	WAND/WALL B		
Maßstab/Scale	1:40	Profil/Profile	5.8x13.5
		Datum/Date	16.09.2019



Name	Ian C 410x500+SD 58		
Zeichnung/Drawing	WAND/WALL 1		
Maßstab/Scale	1:40	Profil/Profile	5.8x13.5
		Datum/Date	16.09.2019



Name	lan C 410x500+SD 58		
Zeichnung/Drawing	WAND/WALL 2		
Maßstab/Scale	1:40	Profil/Profile	5.8x13.5
		Datum/Date	16.09.2019



Name	lan C 410x500+SD 58		
Zeichnung/Drawing	WAND/WALL 3		
Maßstab/Scale	1:40	Profil/Profile	5.8x13.5
		Datum/Date	16.09.2019