

Ea`WZSe¹²eef e[U SgZ eb|WWW|Vdf SgXSgW
Sonderhaus can be built mirrored

Name

Jacob D 320x440+VD_44

Zeichnung/Drawing

3D


Blatt/Sheet

Profil/Profile

4.4x13.5

Datum/Date

09.03.2017



Name

Jacob D 320x440+VD_44

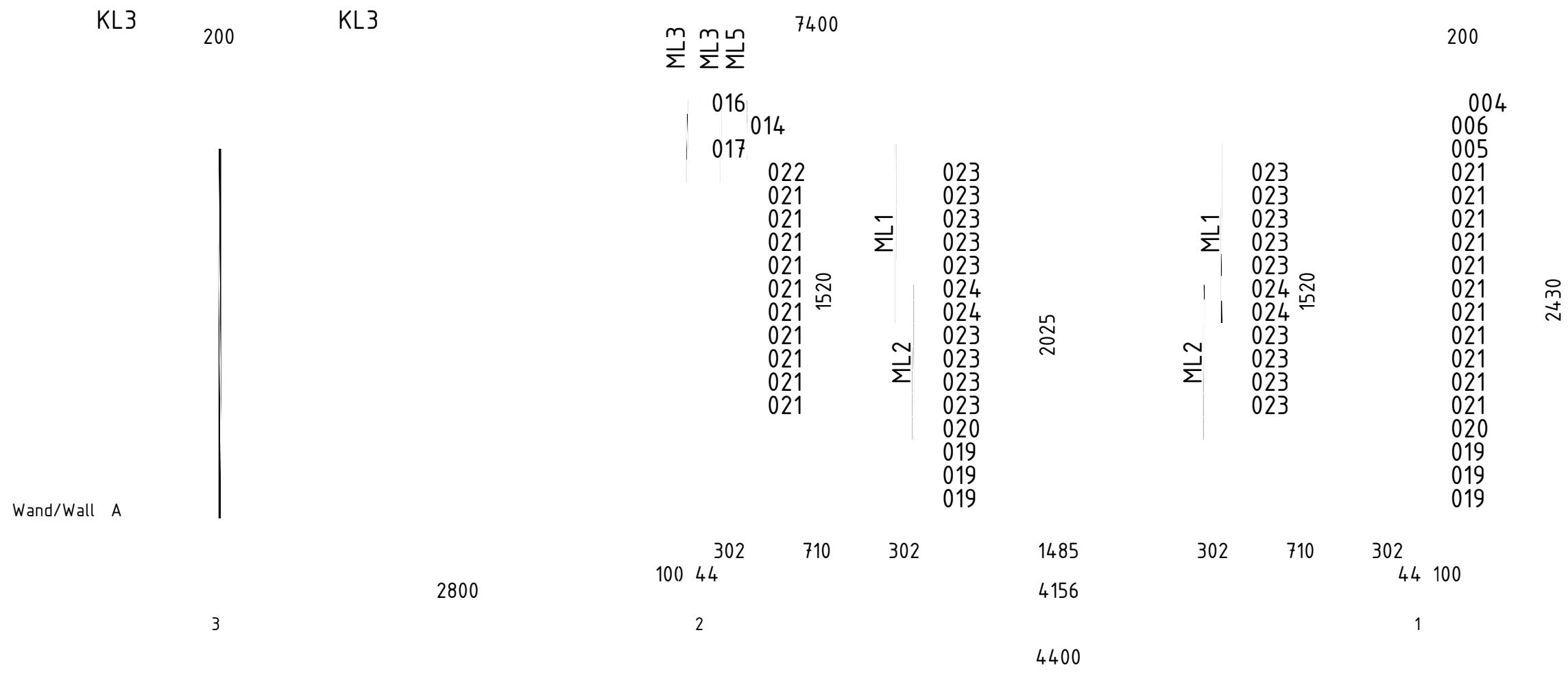
Zeichnung/Drawing

Grundplan Plan

Blatt/Sheet

Profil/Profile 4.4x13.5

Datum/Date 09.03.2017

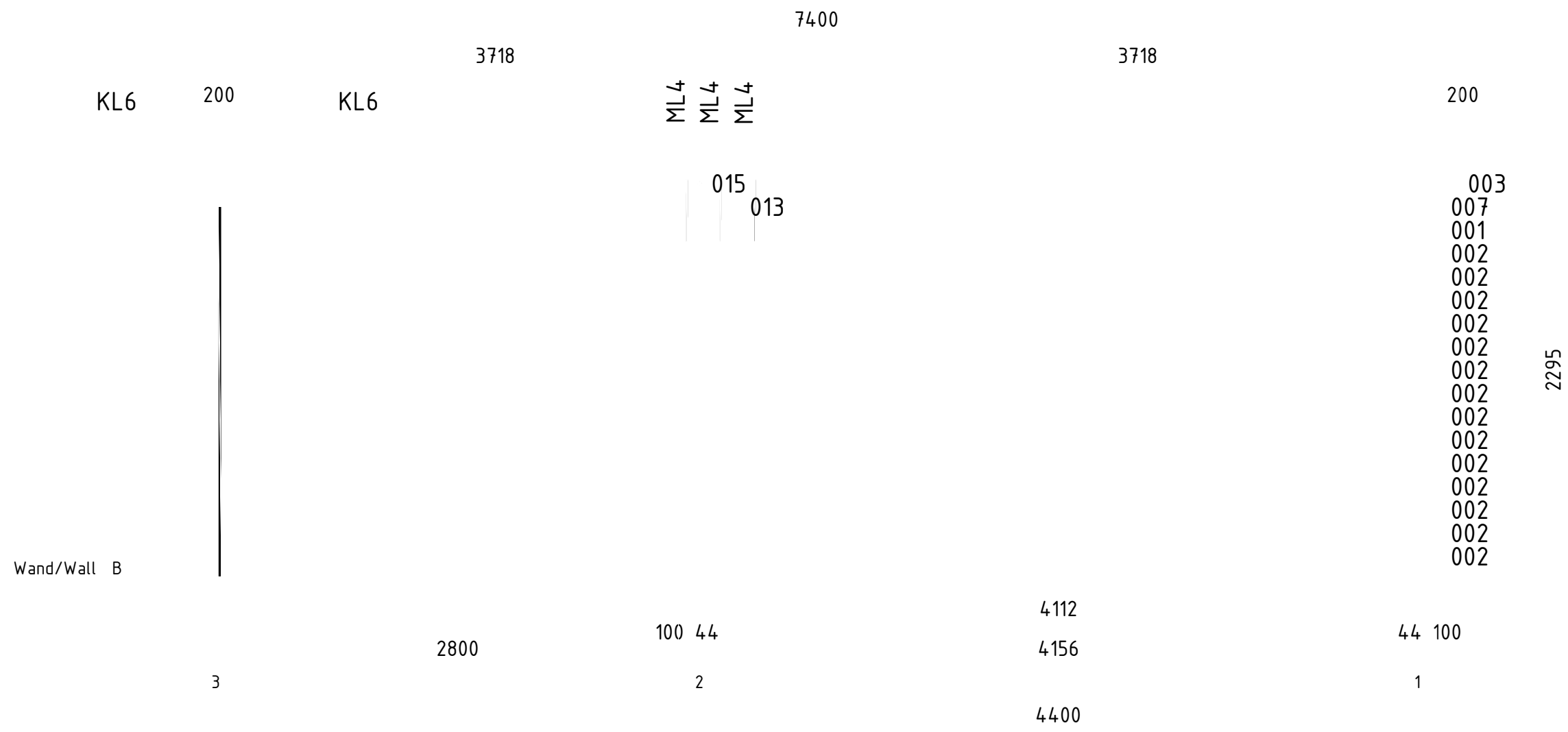


Wandbohlen
Wall beams

Fussbodenleiste
Floor strips

Fussbodenbrett
Floor boards

10
Lagerholz
Foundation beam



KL1+KL2
200
350

3400
3303
018

DB2

DB4

KL1+KL4

008
011
011
011
011
011
011
011
011
011
011
011
011
011
011
011
011
012

2430

Wand/Wall 1

100 44
A

2912
2956
3200

44 100
B

Parapet

Parapet FH1

FH1

U-Profil
U-Profile

Dachpappenleiste
Roofing strip
Dachbretter
Roof boards

U-Profil
U-Profile
Dachbretter
Roof boards

Traufenleiste
Eaves strip

Montagebrett
Mounting board

Traufenleiste
Eaves strip

Montagebrett
Mounting board

Blende
Parapet

Name

Jacob D 320x440+VD_44

Zeichnung/Drawing

WAND/WALL 1

Blatt/Sheet

4

Profil/Profile

4.4x13.5

Datum/Date

09.03.2017

KL1+KL2

200

3400

3303

S&€

KL1+KL4

DB2

018

DB3

008

011
011
011
011
011
011
011
011
011
011
011
011
011
011
011
011
011
011
011
011
012

2430

Wand/Wall 2

100 44

A

2912

2956

3200

44 100

B

FH1

FH1

Name

Jacob D 320x440+VD_44

Zeichnung/Drawing

WAND/WALL 2

Blatt/Sheet

5

Profil/Profile

4.4x13.5

Datum/Date

09.03.2017

KL5

200

3400
3303

KL6

KL6

DB1

018

DB3

009
010

2093

2430

Wand/Wall 3

3200

2956

A

B

Name

Jacob D 320x440+VD_44

Zeichnung/Drawing

WAND/WALL 3

Blatt/Sheet

6

Profil/Profile






4.4x13.5

Datum/Date

09.03.2017

Pos	Teileliste/Specification Jacob D 320x440+VD_44		Stck. Pcs.	Profil Profile (mm)	Length (mm)
001	100	4112	100	44x135	4400
002	100	4112	100	44x135	4400
003		4112	200	44x135	4378
004		4112	200	44x126	4378
005		4112	100	44x135	4278
006		3912	100	44x135	4056
007		3912	100	44x135	4056
008	200	2912	200	44x135	3400
009	200	2912	200	44x135	3400
010	100	2912	100	44x135	3200
011	100	2912	100	44x135	3200
012	100	2912	100	44x68	3200
013	100	2756	200	44x135	3144
014	100	2756	200	44x135	3144
015	200	2756		44x135	3022
016	200	2756		44x126	3022
017	100	2756		44x135	2922
018	200	1334		44x68	1578
019		1314	100	44x135	1458
020		1314	100	44x135	1458
021	100	302		44x135	446
022	100	302		44x135	446
023			18	44x135	302
024			4	44x135	302
FH1		80063?7@F: A>L /_ b^PY [MfiZ 8AG@63F;A@ 473? /_ b^W SfVfi	2	65x44	4180

Pos	Teileliste/Specification Jacob D 320x440+VD_44		Stck. Pcs.	Profil Profile (mm)	Length (mm)
FH3	80@63?7@F: A>L /_ bP Y Mfi Ž 8AG@63F;A@ 473? /_ bW SfVfi		4	65x44	4050
FH4	80@63?7@F: A>L /_ bP Y Mfi Ž 8AG@63F;A@ 473? /_ bW SfVfi		2	65x44	2850
FH2	80@63?7@F: A>L /_ bP Y Mfi Ž 8AG@63F;A@ 473? /_ bW SfVfi		1	65x44	1485
DB2	500	DACHBALKE - ROOF BEAM 4112	200	58x170	4900
DB4		3812 DACHBALKE - ROOF BEAM	200	58x170	4056
DB3	200	2756 DACHBALKE - ROOF BEAM 500		58x170	3544
DB1	200	2456 DACHBALKE - ROOF BEAM		58x170	2700
	DACHBRETTER - ROOF BOARDS		66+1	113x18	3305
	FUSSBODENBRETTER - FLOOR BOARDS		37+1	113x18	2905
	FUSSBODENLEISTE - FLOOR STRIPS		✓	18x40	14.5 lfm/rm
BL-1	DACHBLENDEN - PARAPET 350mm	350	2	18x350	3400
BL-2	DACHBLENDEN - PARAPET 350mm	350	4	18x350	3718
VL-1	DACHBLENDEN- Verbindungsleisten - PARAPET- connecting strips 350mm		2	120x18	350
BS-1	635 4>7@67@Ž 4'WWWefÉfI W Ž PARAPET- Parapet support 44x65		12	44x65	200
UPB-1	635 4>7@67@Ž GŽBdaX^ XEd 4'WWW Ž PARAPET- U-Profile		✓	65x44	22.5 lfm/rm
DPL-1	DACHPAPPENLEISTE - ROOFING FELT STRIPS 15x28		✓	15x28	14.5 lfm/rm
T4-1	TRAUFENLEISTE - EAVES STRIPS 40x18		✓	40x18	15.0 lfm/rm
SP2-1	EF-FLB8AEF7 Ž EGBBADF BAEF +"j +"		✓	90x90	2145
SH	E5 >39. §>L7D Ž ?AG@F;@ B;757E		3		
	DACHPAPPE - ROOFING FELT		✓	8.1m-5st	41.5lfm
HK2	: A>LŽ=>AFL7@ XEd hWfI W W W Wandbohlen - Wooden wedge for connecting the wall parts (122mm)		2		
VS	H7D4;@6G@9EEFD7;87@ XEd hWfI W W der Wandbohlen - Connecting strip for connecting the wall parts		3		
VP2	H Mef WISd MBXef WefÉfI W Ž Adjustable post support M16		2		
NG3	635 B3BB@ 97> Ž DAAS@ @3;>E 2.0x18		495		
NG1	@ 97> Ž @3;>E Šj' " Dachbretter - Roof boards Fussbodenbretter - Floor boards		972		

Pos	Teileliste/Specification Jacob D 320x440+VD_44		Stck. Pcs.	Profil Profile (mm)	>`W Length (mm)
SR01	SCHRAUBEN - SCREWS 3.0x30	Fussbodenleiste - Floor strips Traufenleiste - Eaves strips 40x18 Dachpappenleiste - Roofing felt Verbindungsleisten - Connecting strips	108		
SR03	SCHRAUBEN - SCREWS 3.5x45	Verbindungsstreifen - Connecting strip	132		
SR11	SCHRAUBEN - SCREWS 5.0x100		36		
SR10	SCHRAUBEN - SCREWS 5.0x70	Dachblende - Parapet	76		
ML1	Metallstange - Metal bar		2	D10	1040
ML2	Metallstange - Metal bar		2	D10	900
ML3	Metallstange - Metal bar		2	D10	490
ML4	Metallstange - Metal bar		3	D10	360
ML5	Metallstange - Metal bar		1	D10	350
KL-1	Gewindestange - Threaded Rod M12	DACHBALKE - ROOF BEAM	4		170
	Mutter - nut M12 U-Scheibe - washer		8		
	.. %	DACHBALKE - ROOF BEAM			
KL1	Gewindestange - Threaded Rod M8		4		2000
KL2	Gewindestange - Threaded Rod M8		2		460
KL3	Gewindestange - Threaded Rod M8		2		405
KL4	Gewindestange - Threaded Rod M8		2		393
KL5	Gewindestange - Threaded Rod M8		1		338
KL6	Gewindestange - Threaded Rod M8		4		270
	Mutter - nut M8 U-Scheibe - washer		22		
	.. \$				
	Befestigungsmutter - fixing nut M8		4		


FENSTER/WINDOW 650x1430		2	A42-29KV iso Ohne Sprossen without muntins	
-------------------------	--	---	--	--

✓

F-D. 6AAD #88 j #' '		1	TU7-GH+ Ohne Sprossen without muntins	
----------------------	--	---	---	--

✓

✓ Ž 4ffWwVWIS`bSeeW/AS^e `Ã[Yfi! 5gf [fa ^WfZ a` e[fW[X` WWWfi



Name

Zeichnung/Drawing

Blatt/Sheet

Jacob D 320x440+VD_44
Lagerholzplan Foundation beams

Profil/Profile 4.4x13.5 Datum/Date 09.03.2017