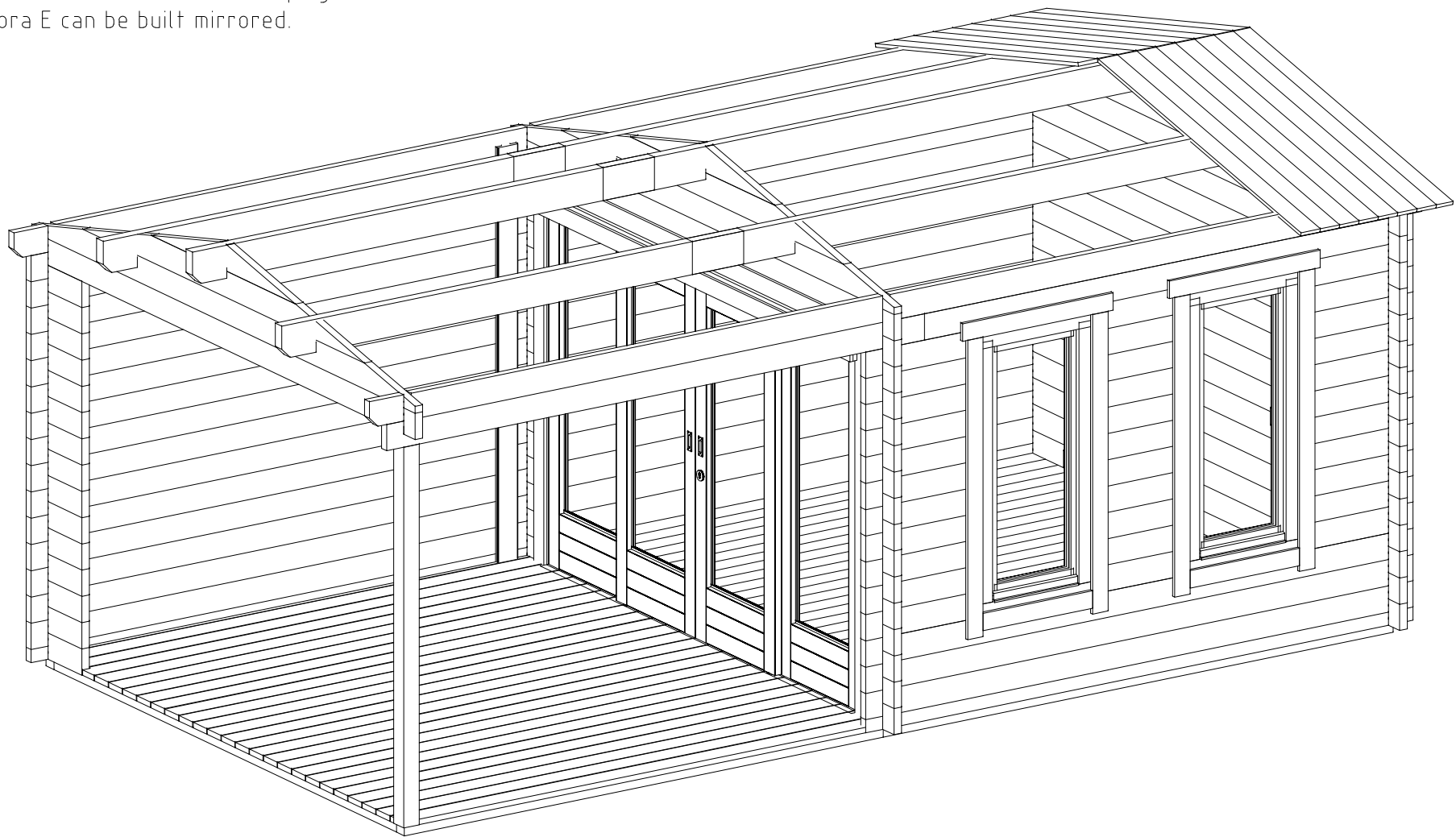
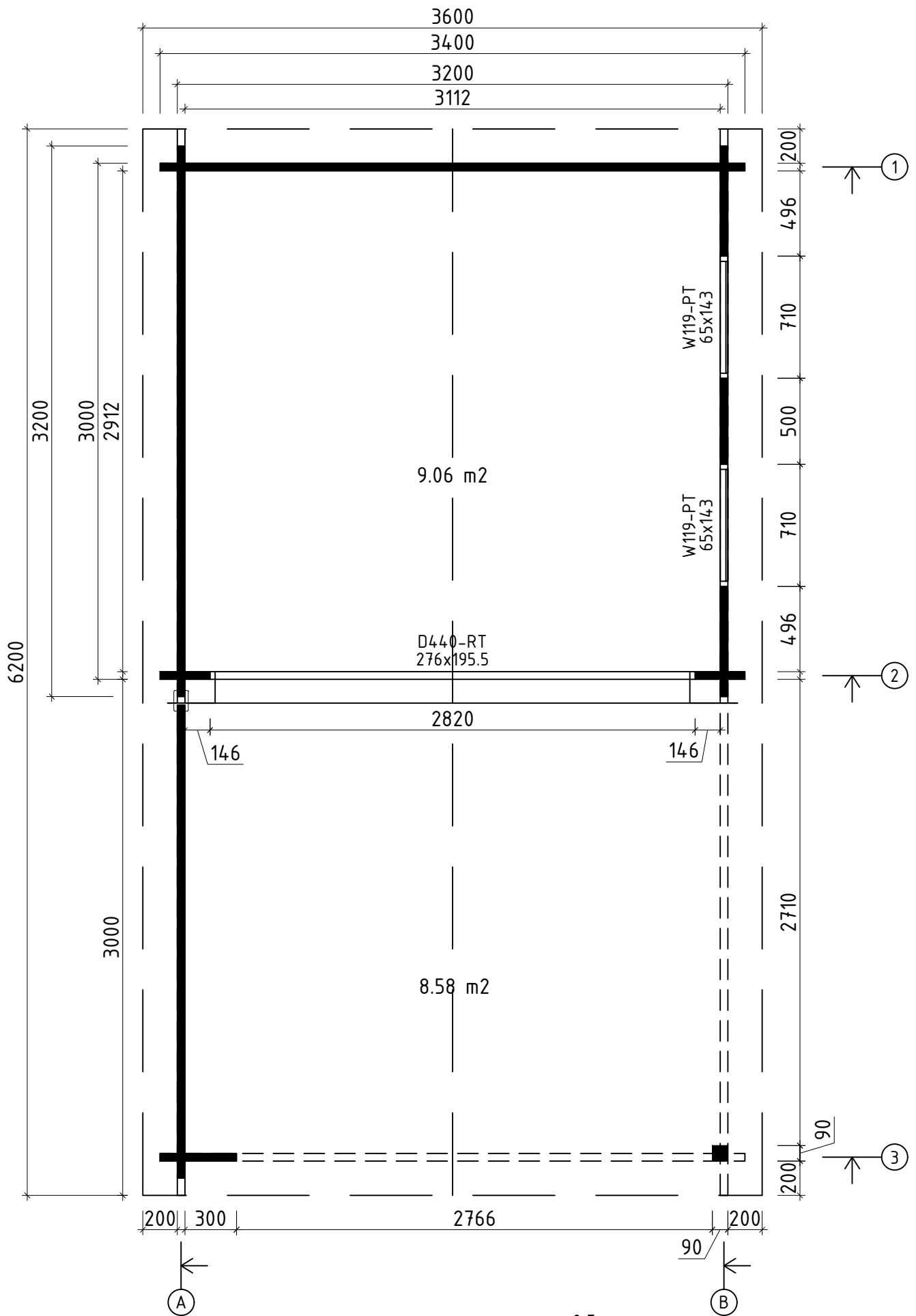


Das Haus Nora E lässt sich auch spiegeverkehrt aufbauen.
Cabin Nora E can be built mirrored.



Name	Nora E 340x320+VD+Terr 44		
Zeichnung/Drawing	3D		
Profil/Profile	4.4x13.5	Datum/Date	06.03.2023

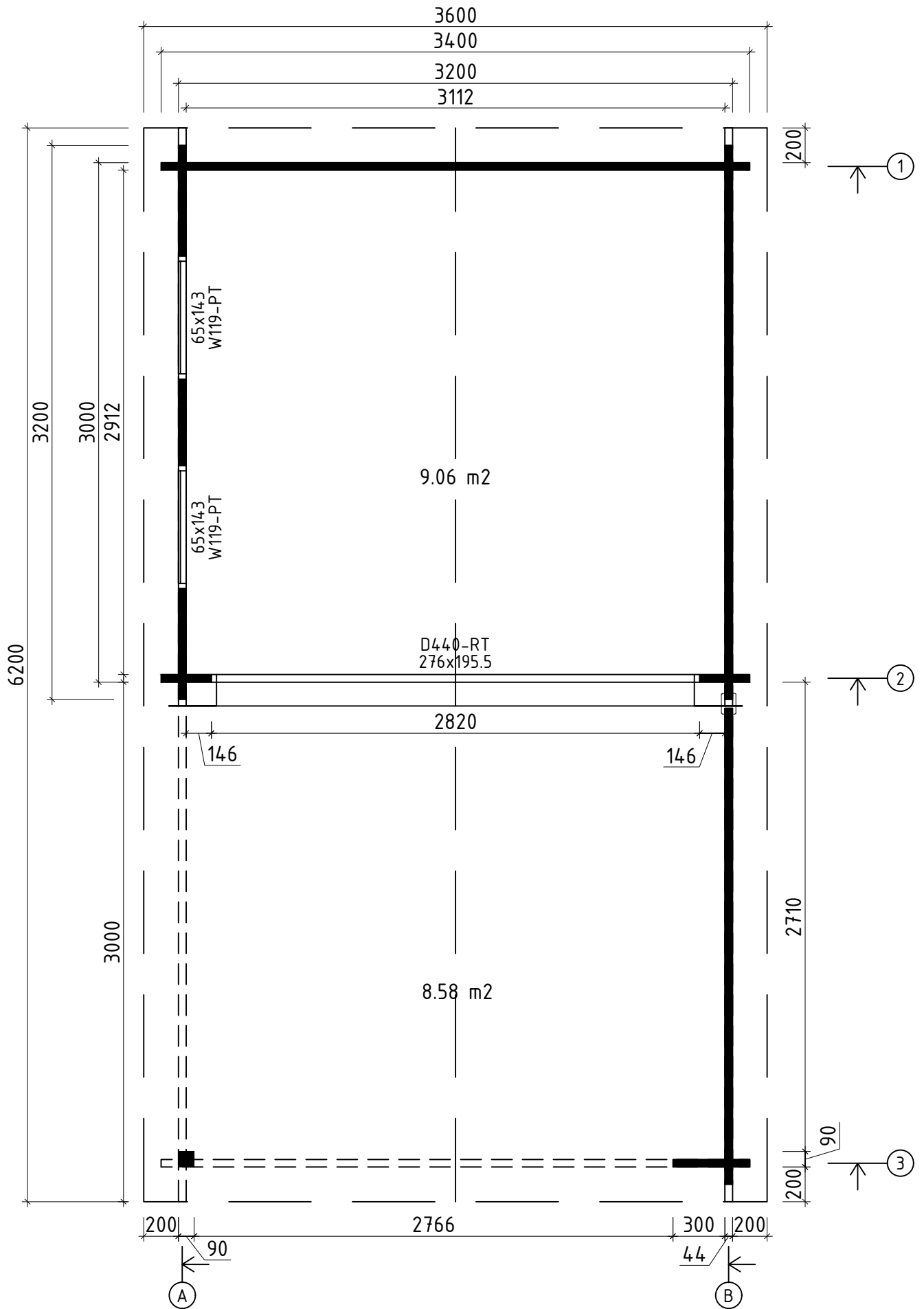


Q5- Qualitätsklasse für Fenster und Türen/
Quality class for windows and doors

* Fenster und Türen sind ohne Sprossen
Windows and doors are without muntins



Name	Nora E 340x320+VD+Terr 44		
Zeichnung/Drawing	Grundplan , Plan		Druck auf/print on A4
Maßstab/Scale	1:30	Profil/Profile	4.4x13.5
Datum/Date	06.03.2023		

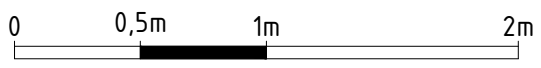
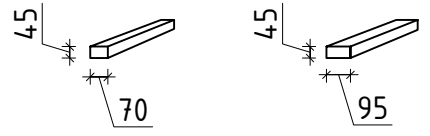
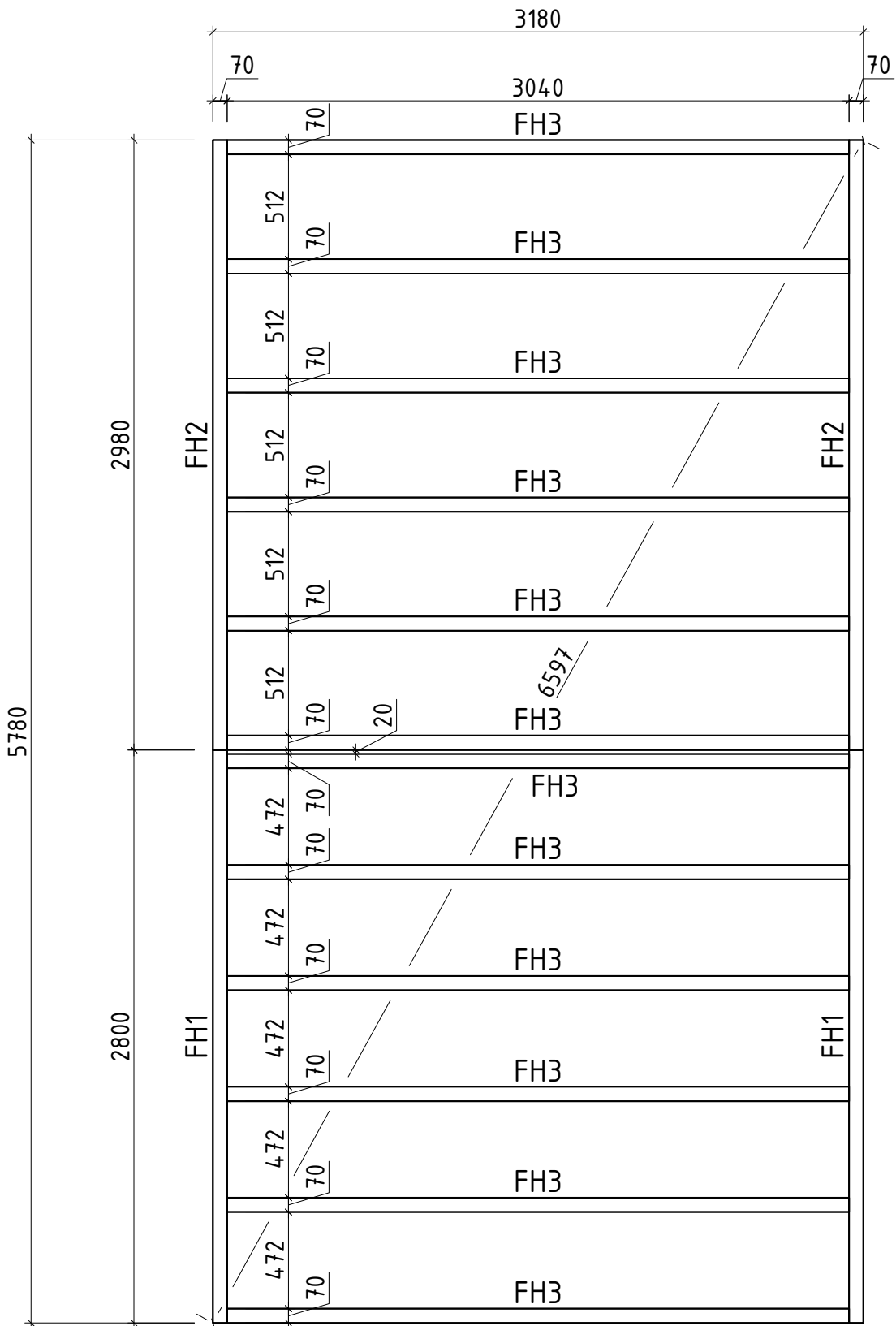


Q5 – Qualitätsklasse für Fenster und Türen/
Quality class for windows and doors

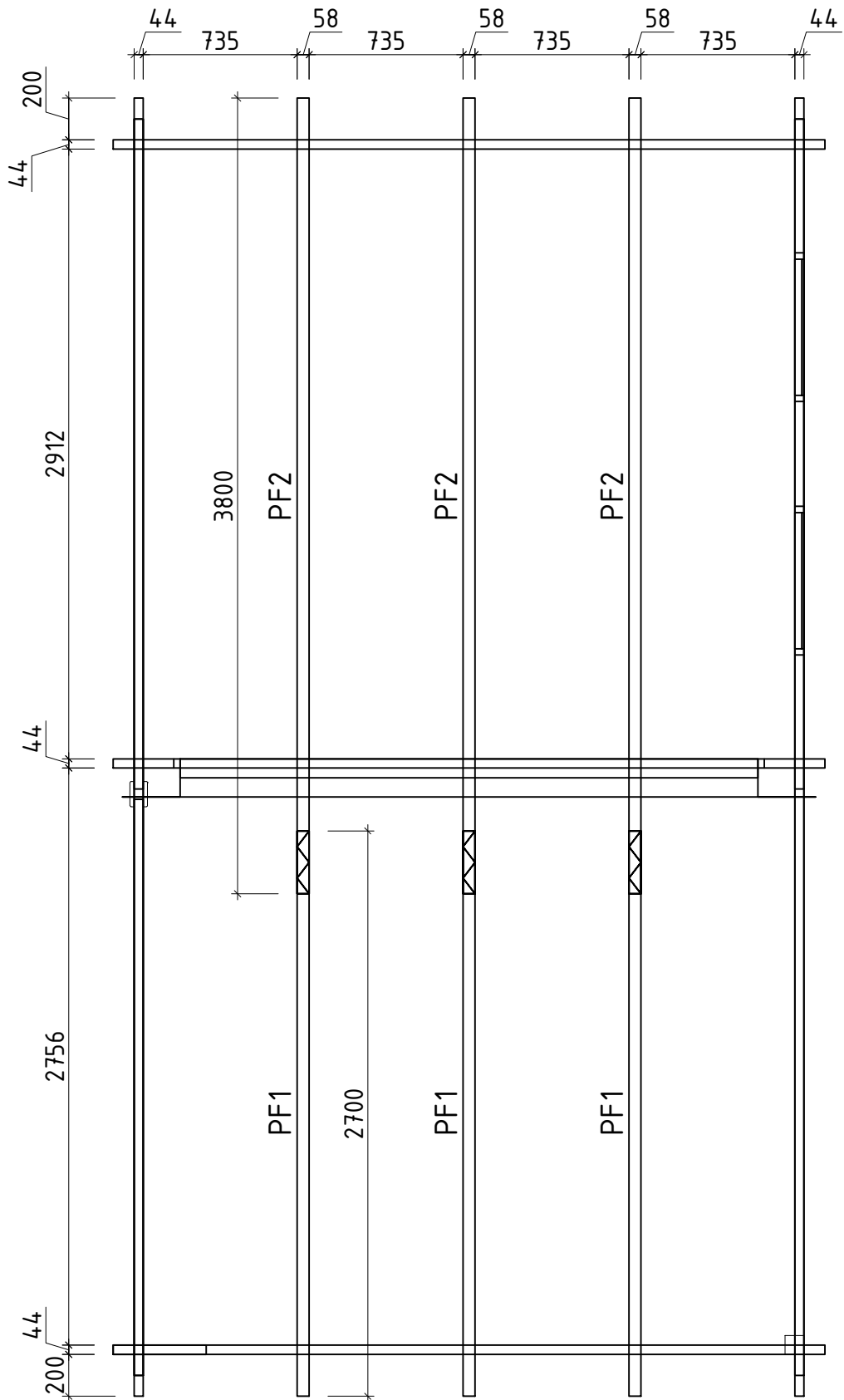
* Fenster und Türen sind ohne Sprossen
Windows and doors are without muntins



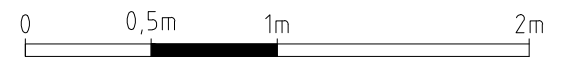
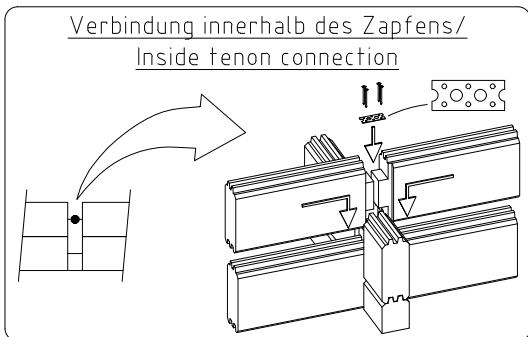
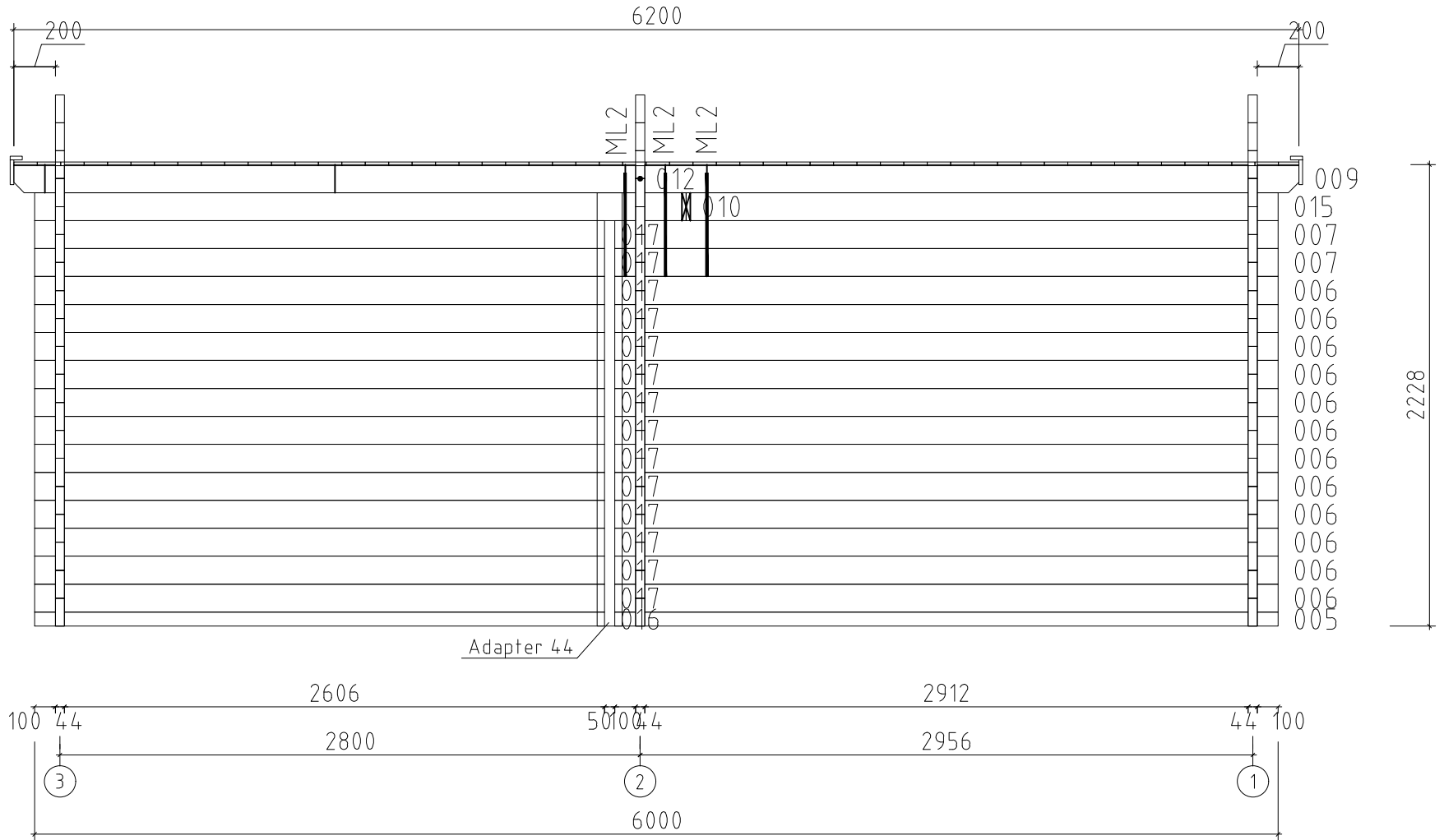
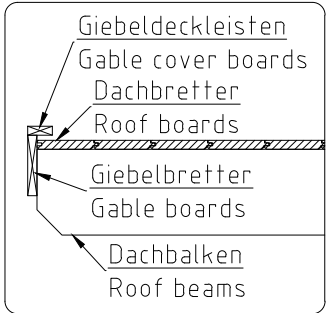
Name	Nora E 340x320+VD+Terr 44 / gespiegelte , mirrored		
Zeichnung/Drawing	Grundplan , Plan		Druck auf/print on A4
Maßstab/Scale	1:30	Profil/Profile	4.4x13.5
Datum/Date	06.03.2023		



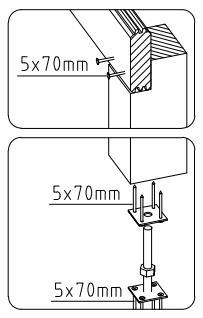
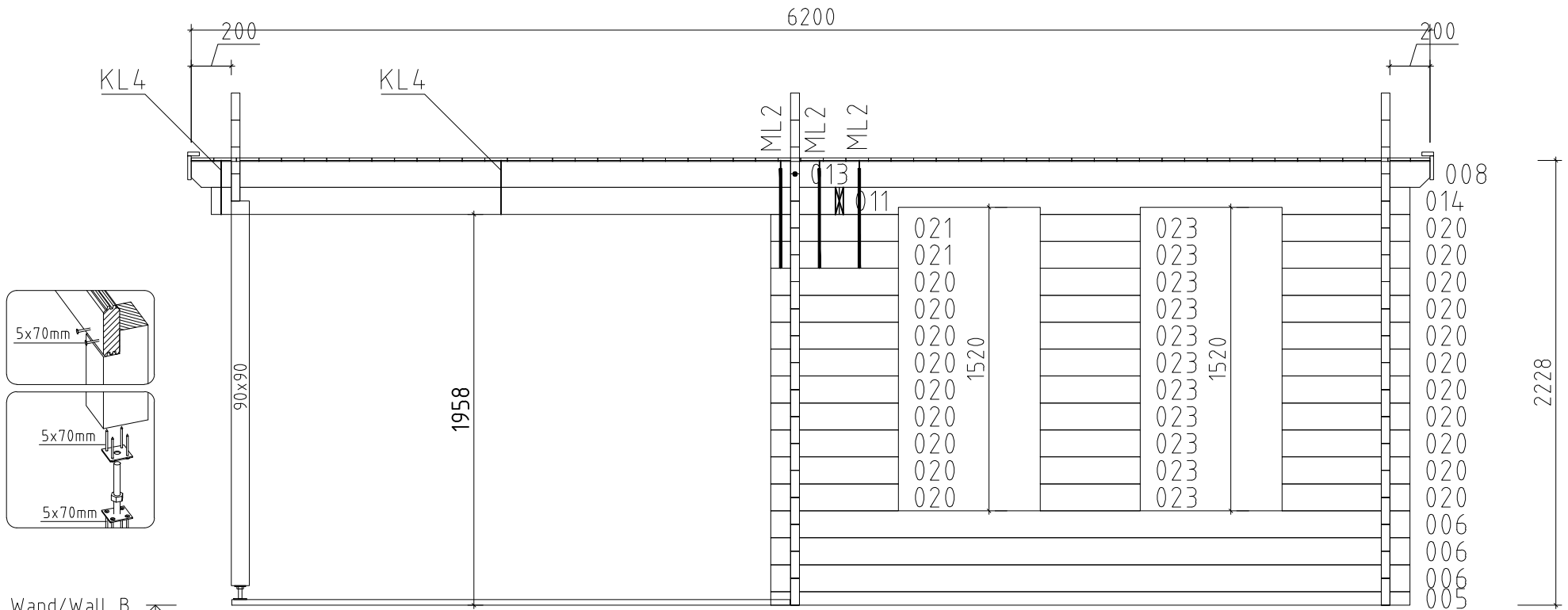
Name	Nora E 340x320+VD+Terr 44		
Zeichnung/Drawing	Lagerholzplan , Foundation plan	Druck auf/print on	A4
Maßstab/Scale	1:30	Profil/Profile	4.4x13.5
		Datum/Date	06.03.2023



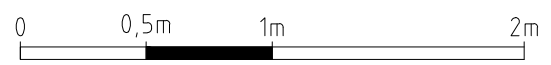
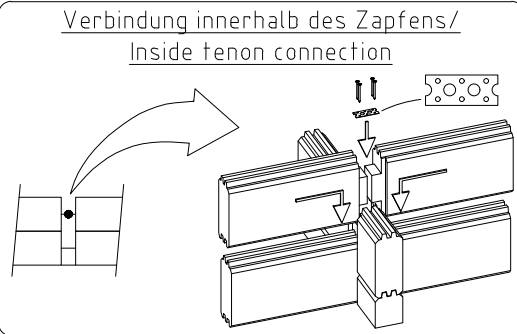
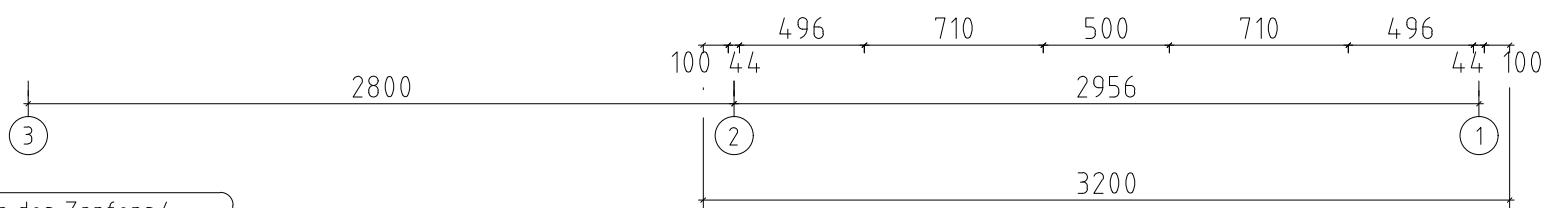
Name	Nora E 340x320+VD+Terr 44		
Zeichnung/Drawing	Pfetten; Purlins		
Maßstab/Scale	1:30	Profil/Profile	4.4x13.5
		Datum/Date	06.03.2023



Name				Nora E 340x320+VD+Terr 44	
Zeichnung/Drawing		WAND/WALL A		Druck auf/print on A4	
Maßstab/Scale	1:30	Profil/Profile	4.4x13.5	Datum/Date	06.03.2023

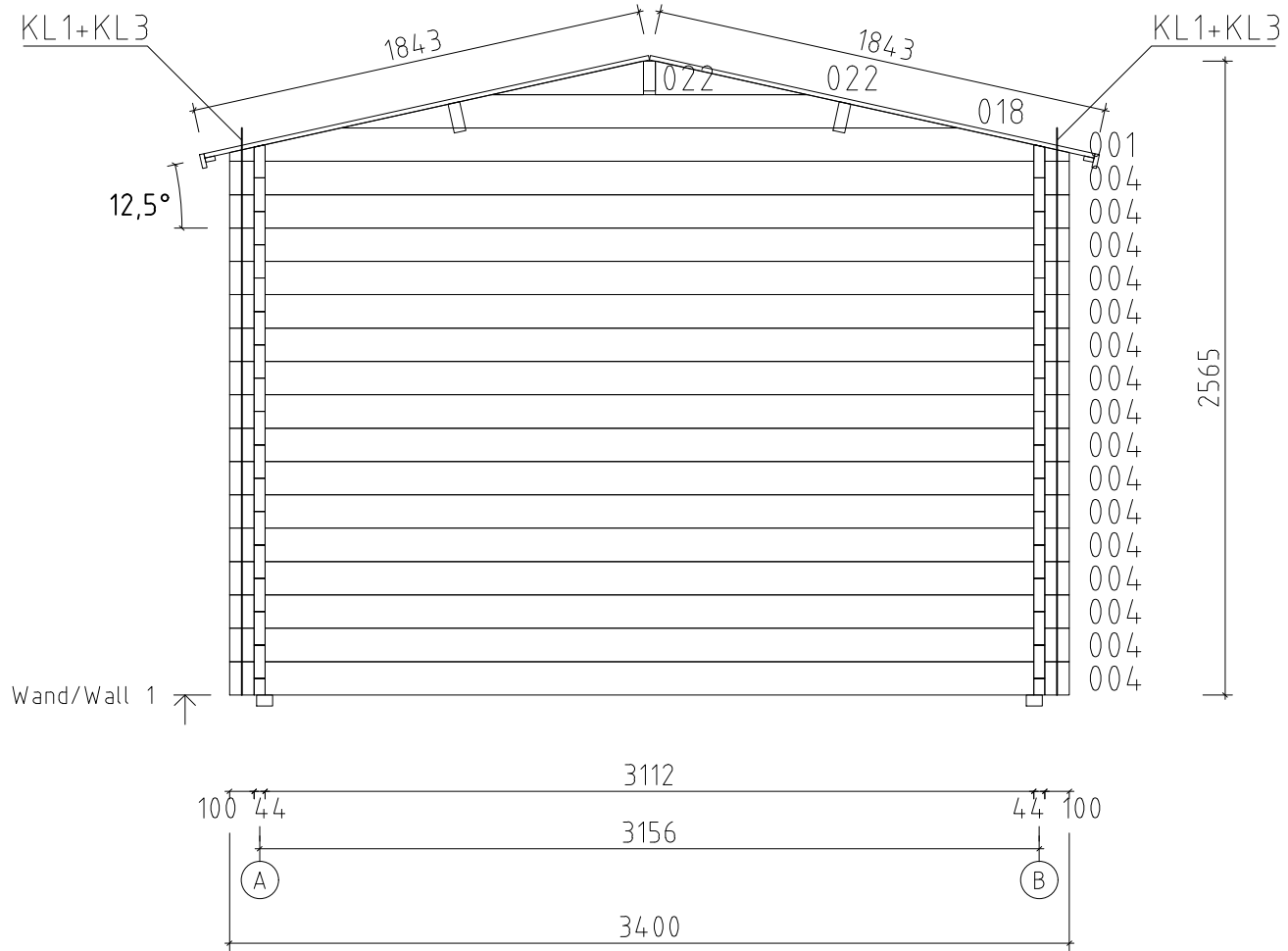


Wand/Wall B ↗

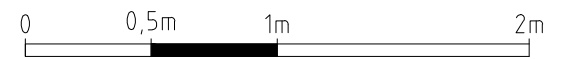
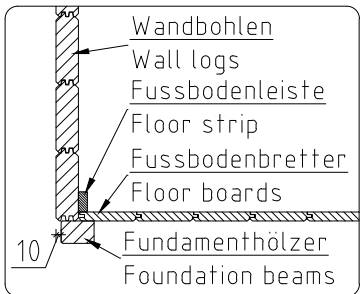
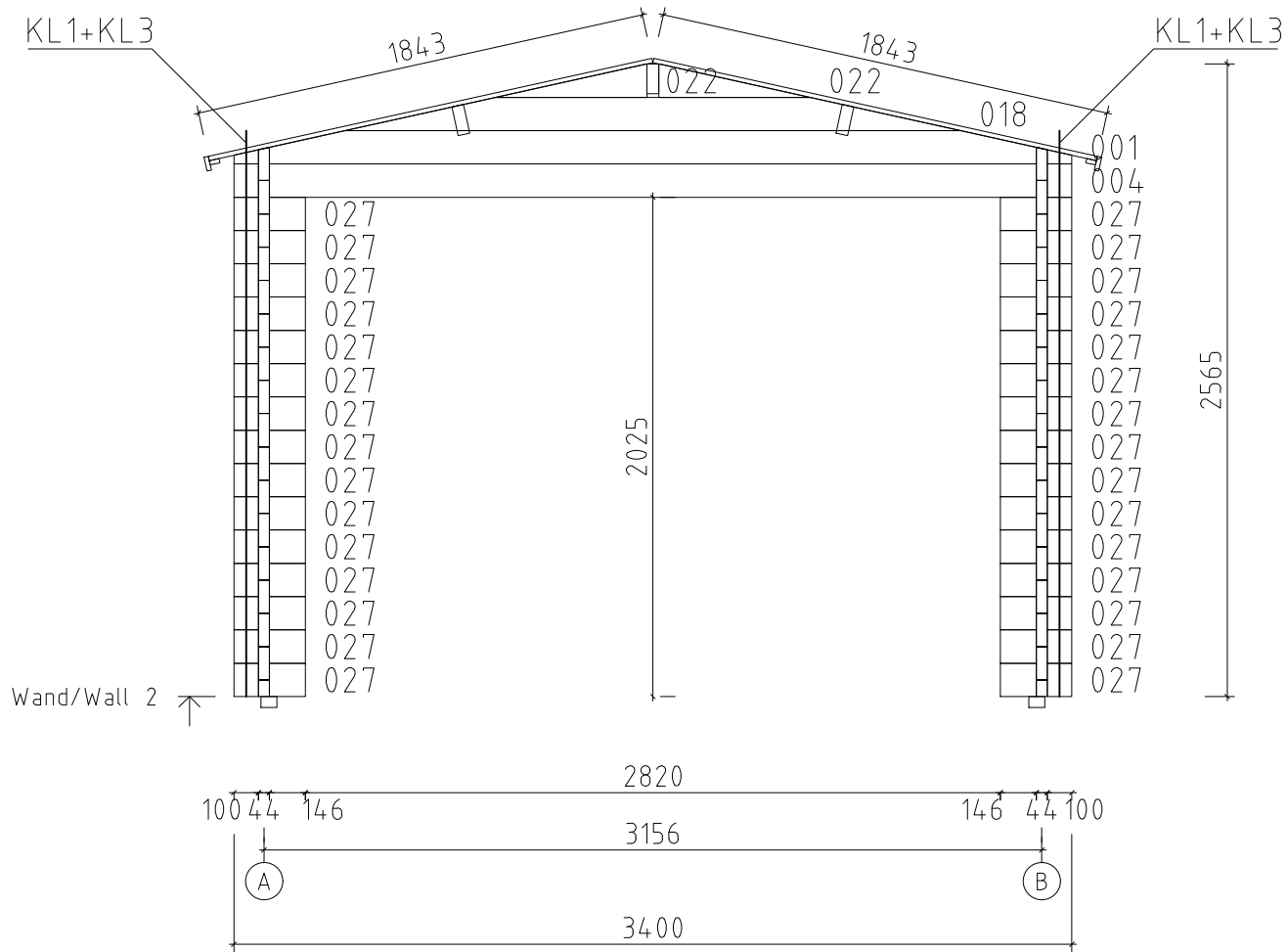


Name				Nora E 340x320+VD+Terr 44	
Zeichnung/Drawing		WAND/WALL B		Druck auf/print on A4	
Maßstab/Scale	1:30	Profil/Profile	4.4x13.5	Datum/Date	06.03.2023

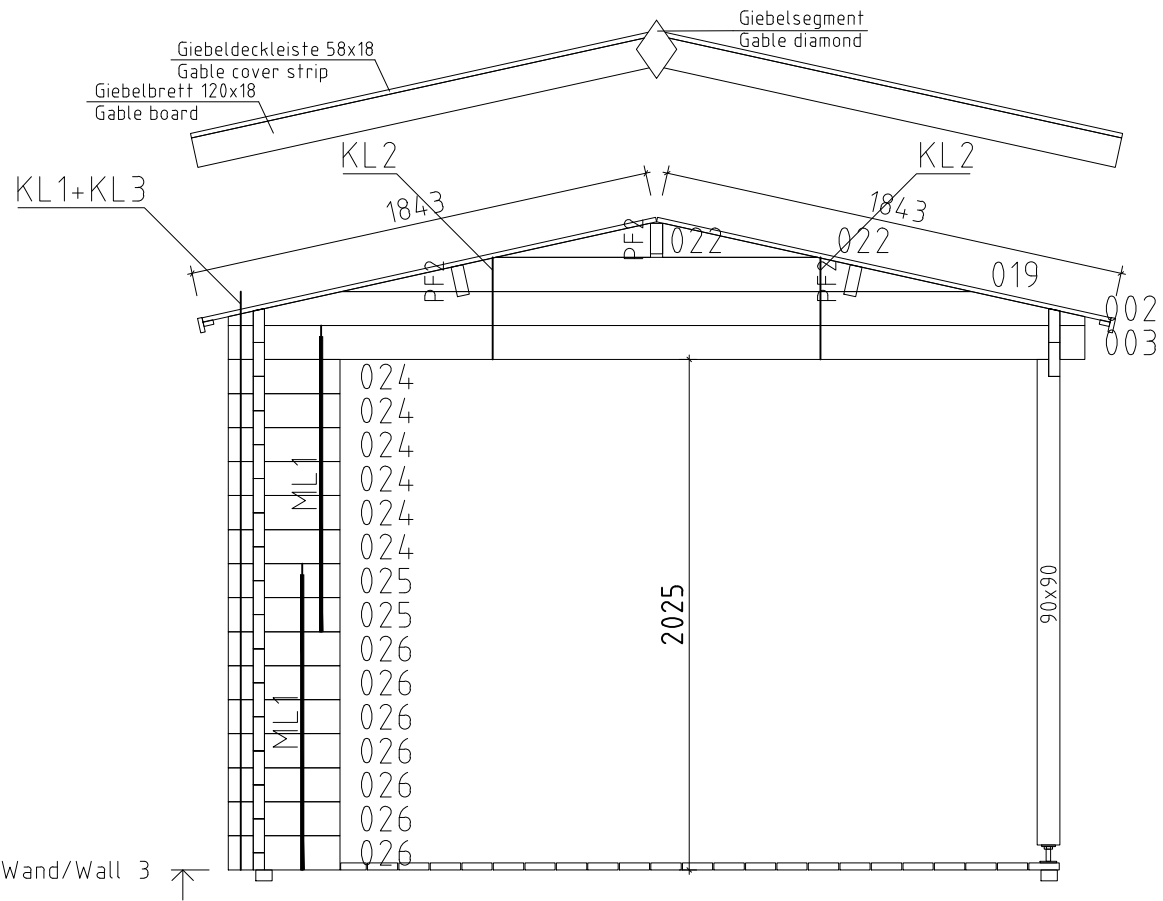
- Dachbretter
- Roof boards
- Traufenbretter
- Gable boards
- Traufenleisten
- Eaves strips



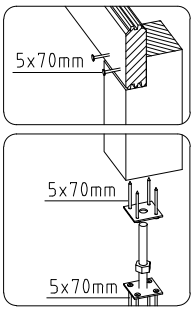
Name				Nora E 340x320+VD+Terr 44	
Zeichnung/Drawing		WAND/WALL 1		Druck auf/print on A4	
Maßstab/Scale	1:30	Profil/Profile	4.4x13.5	Datum/Date	06.03.2023




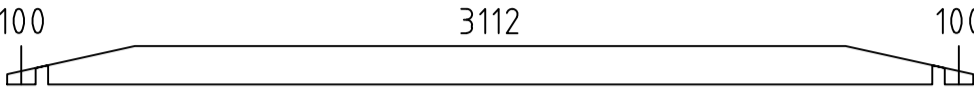
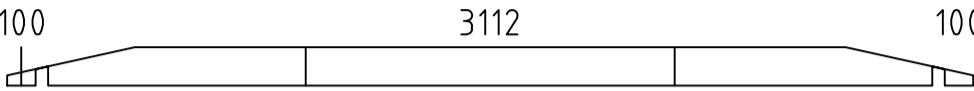
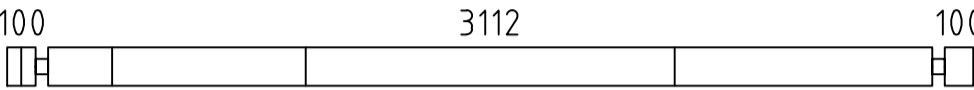
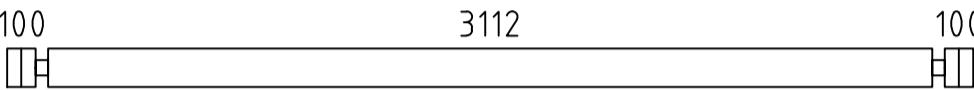
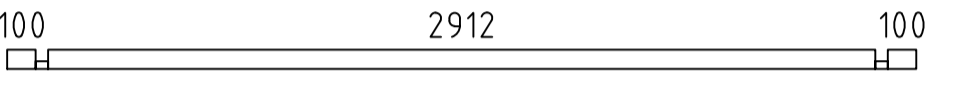



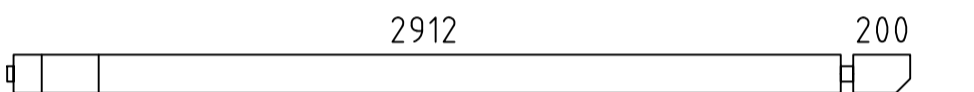
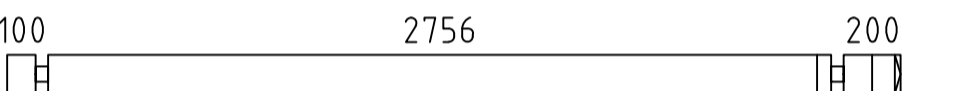
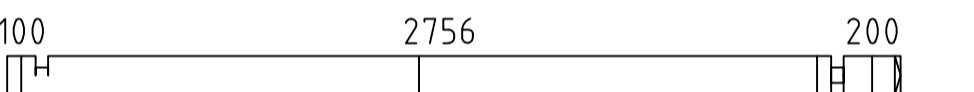
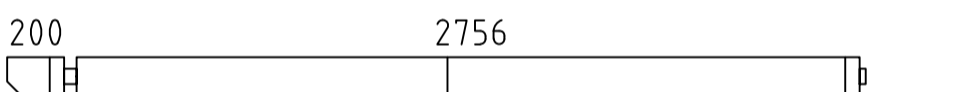
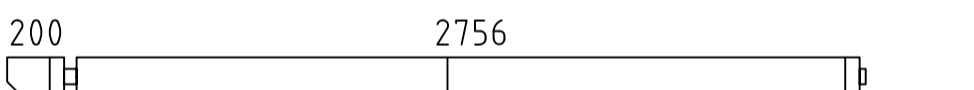


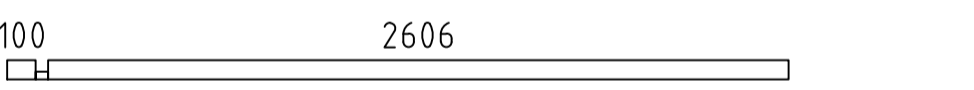
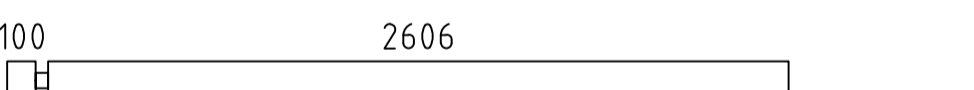








Name		Nora E 340x320+VD+Terr 44	
Zeichnung/Drawing		WAND/WALL 2	Druck auf/print on A4
Maßstab/Scale	1:30	Profil/Profile	4.4x13.5
		Datum/Date	06.03.2023

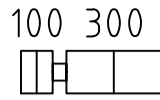
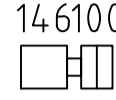



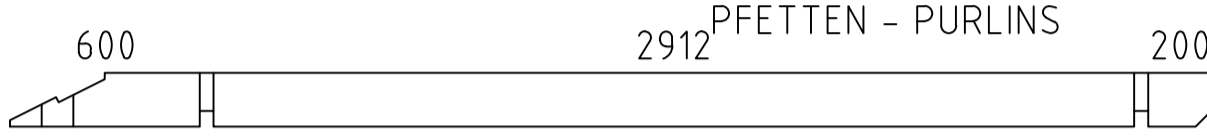
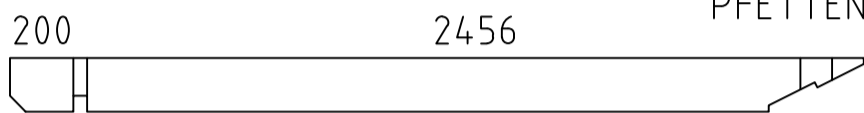
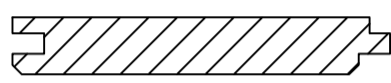
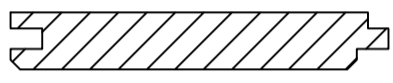





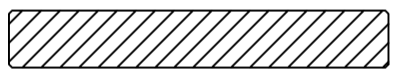
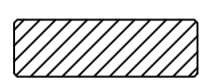
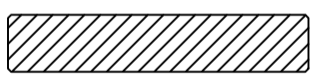
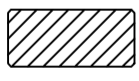
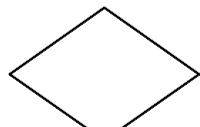
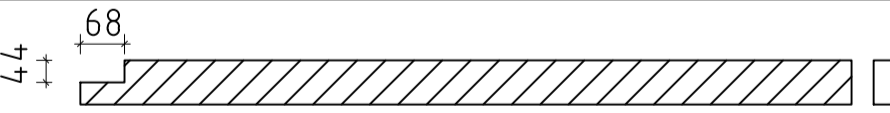


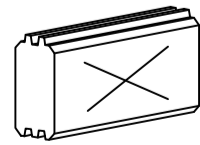
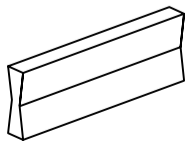
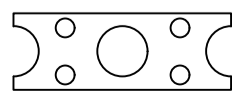




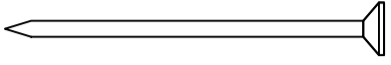
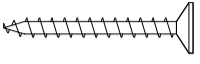
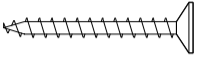
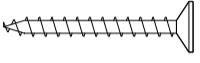
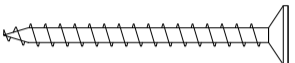
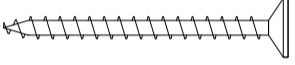
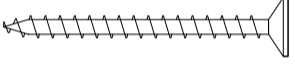
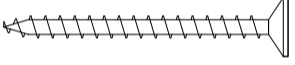
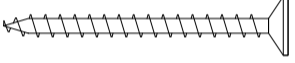
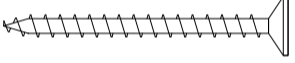
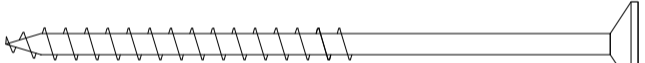
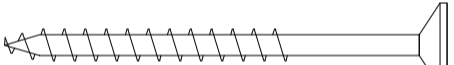
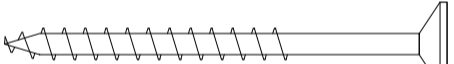
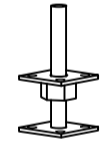
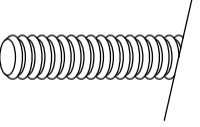
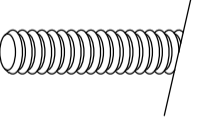
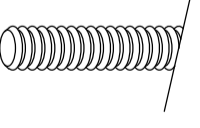
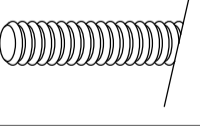

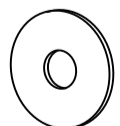
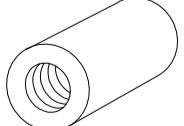
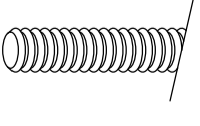
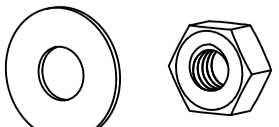
2565



Name				Nora E 340x320+VD+Terr 44	
Zeichnung/Drawing		WAND/WALL 3		Druck auf/print on A4	
Maßstab/Scale	1:30	Profil/Profile	4.4x13.5	Datum/Date	06.03.2023

Pos	Teieliste/Specification Nora E 340x320+VD+Terr 44	Stck Pcs.	Profil Profile (mm)	Länge Length (mm)
	<u>Achtung!</u> Die Giebelbohlen können teilweise schon vormontiert sein! Bitte beachten - diese erscheinen nicht ganz so wie in der Teieliste beschrieben.			
	<u>Notice!</u> The gable pieces can be partly pre-assembled! Please notice - those differ from the description given in the specification list.			
000	 Extra Log	1	44x135	3400
001		2	44x135	3400
002		1	44x135	3400
003		1	44x135	3400
004		17	44x135	3400
005		2	44x68	3200
006		15	44x135	3200
007		2	44x135	3200
008		1	44x135	3178
009		1	44x135	3178
010		1	44x135	3144
011		1	44x135	3144
012		1	44x135	3022
013		1	44x135	3022
014		1	44x135	2856
015		1	44x135	2856
016		1	44x68	2750
017		14	44x135	2750
018		2	44x135	2501
019		1	44x135	2501
020		20	44x135	640
021		2	44x135	640
022		6	44x135	616
023		11	44x135	500
024		6	44x135	444
025		2	44x135	444

Pos	Teileliste/Specification Nora E 340x320+VD+Terr 44		Stck Pcs.	Profil Profile (mm)	Länge Length (mm)
026			7	44x135	444
027			30	44x135	290
FH3	FUNDAMENTHOLZ (imprägniert) - FOUNDATION BEAM (impregnated) 		12	70x45	3040
FH2	FUNDAMENTHOLZ (imprägniert) - FOUNDATION BEAM (impregnated) 		2	70x45	2980
FH1	FUNDAMENTHOLZ (imprägniert) - FOUNDATION BEAM (impregnated) 		2	70x45	2800
PF2		PFETTEN - PURLINS	3	58x170	3800
PF1		PFETTEN - PURLINS	3	58x170	2700
	DACHBRETTER - ROOF BOARDS		110+2	113x18	1843
	FUSSBODENBRETTER - FLOOR BOARDS	 ✓	28+1	113x18	2907
	TERRASSENBRETTER (imprägniert) - TERRACE BOARDS (impregnated)	 ✓	23+1	120x28	2795
	TERRASSENBRETTER (imprägniert) - TERRACE BOARDS (impregnated)	 ✓	3	120x28	2751
	FUSSBODENLEISTEN - FLOOR STRIPS	 ✓		18x40	13,0 lfm/rm
	DECKENLEISTEN - CEILING STRIPS	 ✓		15x28	18,0 lfm/rm
A44-1	ADAPTER 44	Obere seite / upper end  ✓	1	80x120	2093
G02-1	GIEBELBRETTER - GABLE BOARDS 18x120	12,5°  ✓	4	18x120	1923
G06-1	GIEBELDECKLEISTEN - GABLE COVER STRIPS 18x58	 ✓	4	18x58	1923
T01-1	TRAUFBRETTER - EAVES BOARDS 18x95		4	18x95	3100
T06-1	TRAUFNLEISTEN - EAVES STRIPS 18x40	 ✓		18x40	13,0 lfm/rm
GS	GIEBELSEGMENT - GABLE DIAMOND		2		
TP90-1	STÜTZPFOSTE - SUPPORT POST 90x90	 ✓	1	90x90	1927
ML1	Metallstange - Metal bar		2	D10	1170
ML2	Metallstange - Metal bar		6	D10	500
SH	SCHLAGHÖLZER - MOUNTING PIECES		3		
HK2	HOLZ-KLOTZEN für verbinden der Wandbohlen - Wooden wedge for connecting the wall parts (122mm)		2		
VS	Verbindungsstreifen für verbinden der Wandbohlen - Connecting strip for connecting the wall parts		2		
Kood	Nora E 340x320+VD+Terr 44	Material	File		Leht 2/4

Pos	Teileliste/Specification Nora E 340x320+VD+Terr 44		Stck Pcs.	Profil Profile (mm)	Länge Length (mm)
NG2 550	NÄGEL - NAILS 2.5x50	Dachbretter - Roof boards		660	
NG2 550	NÄGEL - NAILS 2.5x50	Fussbodenbretter - Floor boards		336	
NG2 560	NÄGEL - NAILS 2.5x60	Terrassenbretter - Terrace boards		312	
SR3 030	Schrauben - Screws 3.0x30	Deckenleisten - Ceiling strips		40	
SR3 030	Schrauben - Screws 3.0x30	Fussbodenleisten - Floor strips		30	
SR3 030	Schrauben - Screws 3.0x30	Traufenleisten - Eaves strips		26	
SR37	Schrauben - Screws 3.5x45	Fenster/Türleisten - Window/door strips		84	
SR3 545	Schrauben - Screws 3.5x45	Giebelbretter - Gable boards		16	
SR3 545	Schrauben - Screws 3.5x45	Giebeldeckleisten - Gable cover strips		16	
SR3 545	Schrauben - Screws 3.5x45	Giebelsegment - Gable diamond		4	
SR3 545	Schrauben - Screws 3.5x45	Traufenbretter - Eaves boards		28	
SR354 5-001	Schrauben - Screws 3.5x45	Verbindungsstreifen - Connecting strip		8	
SR5 0100	Schrauben - Screws 5.0x100	Fundamenthölzer - Foundation beams		64	
SR5 070	Schrauben - Screws 5.0x70	Stützpfole - Support post		2	
SR507 0-002	Schrauben - Screws 5.0x70	Verstellbare pfolestütze - Post support		8	
VP2	Verstellbare Pfolestütze - Adjustable post support M16			1	
KL1	Gewindestange - Threaded Rod M8			5	2000
KL2	Gewindestange - Threaded Rod M8			2	405
KL3	Gewindestange - Threaded Rod M8			5	325
KL4	Gewindestange - Threaded Rod M8			2	270
KV M UT M8	Mutter - Nut M8			18	
KV S EIB M8X25	U-Scheibe - Washer M8 Ø25			18	
KV MU TJ M8	Befestigungsmutter - Fixing nut M8			5	
KL-1	Gewindestange - Threaded rod M12- für die Pfole - for purlins			6	170
MUT26	Mutter - Nut M12 U-Scheibe - Washer Ø30- für die Pfole - for purlins			12	
Kood	Nora E 340x320+VD+Terr 44	Material	File		Leht 3/4

Aken	Q4-Q6	-	paigaldusjuhis
Window	Q4-Q6	-	assembly instructions
Fenster	Q4-Q6	-	Montageanleitung

5-10mm

3.5x45

Lõika mõõtu
Cut to length
Absägen
- 10mm / -20mm

NB!

3.5x45

Vihmaliist / Rain strip / Wasserleiste

Q5-Q6

*Silikoon
*Silicon
*Silikon

*Vajumispilu
*Settling gap
*Senkungs spalt

ca 40-50mm

NB!

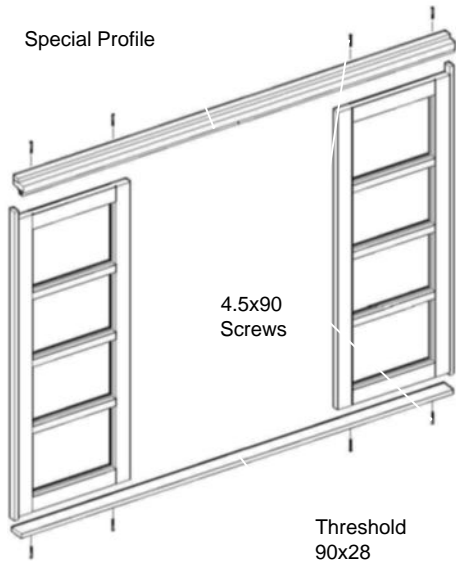
- Monteerida juhul kui ese on välja toodud maja spetsifikatsioonis!
- Install only if the item is listed in the house specification!
- Nur montieren wenn die Leiste in der Teileliste gezeigt ist!

Veeplekk / Window sill / Fensterbank

4,2x16

Ø4
3mm
13mm
2x

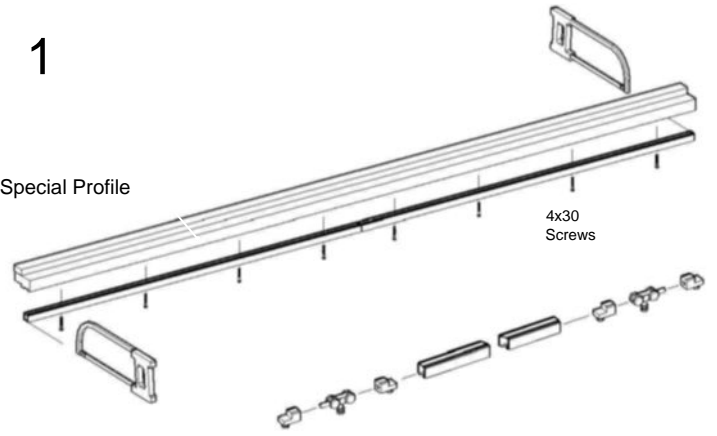
3 Special Profile



1

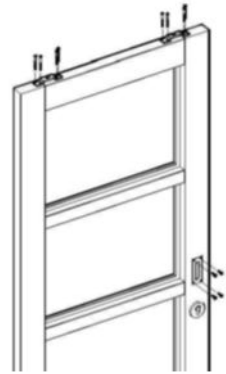
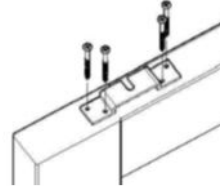
Special Profile

4x30
Screws



4x30
Screws

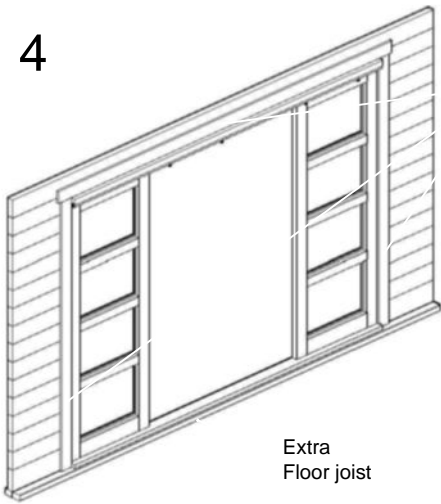
2



3,5x20

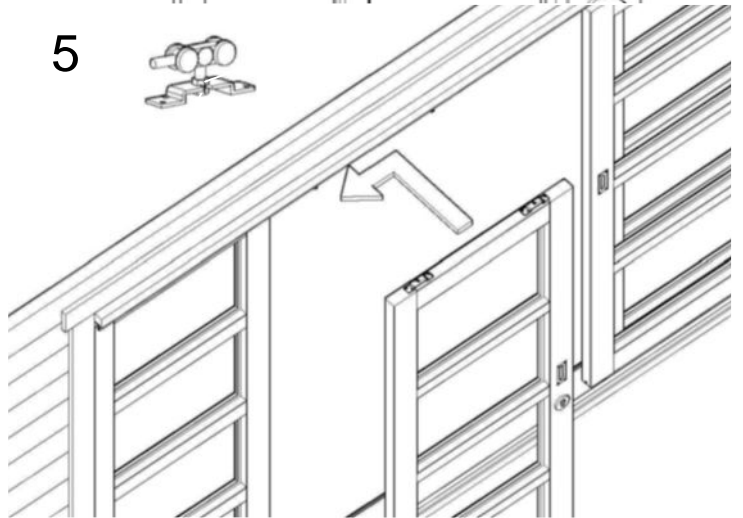
4

Door trims
(90x18)
3,5x45 Screws

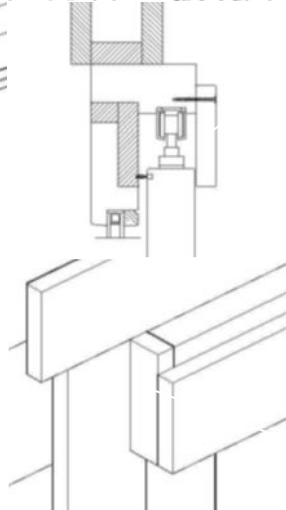


Extra
Floor joist

5



Covering salt (90x18)
3,5x45 Screws

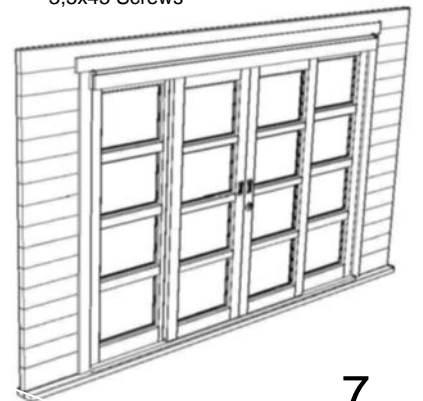
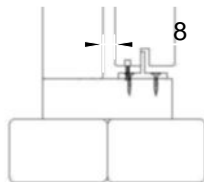
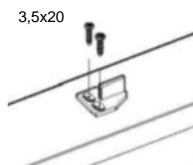


Guides

3,5x20

8

6

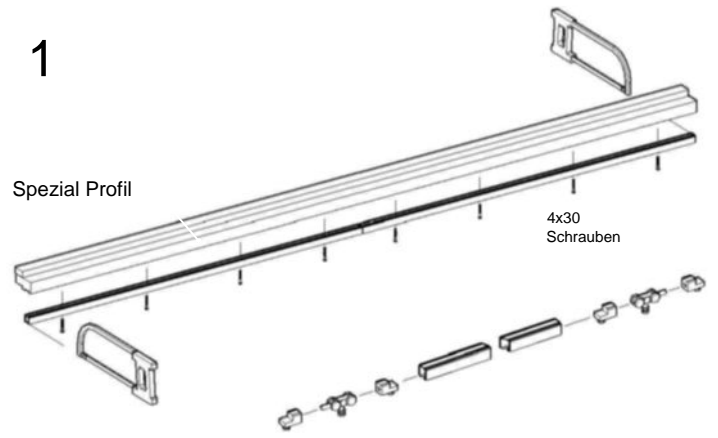


Covers (18x52x110)
3,5x45 Screws

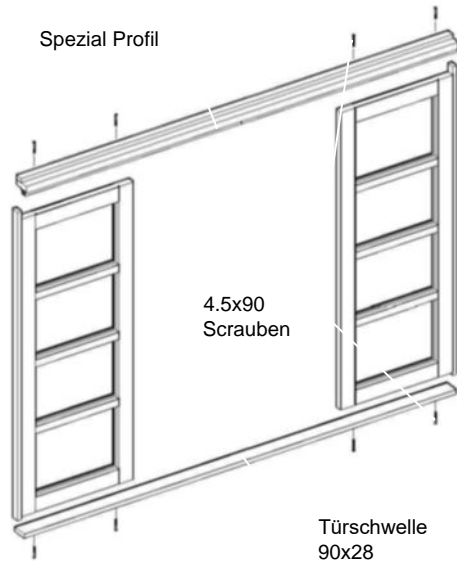
7

Ø4 3mm 13mm
2x

1

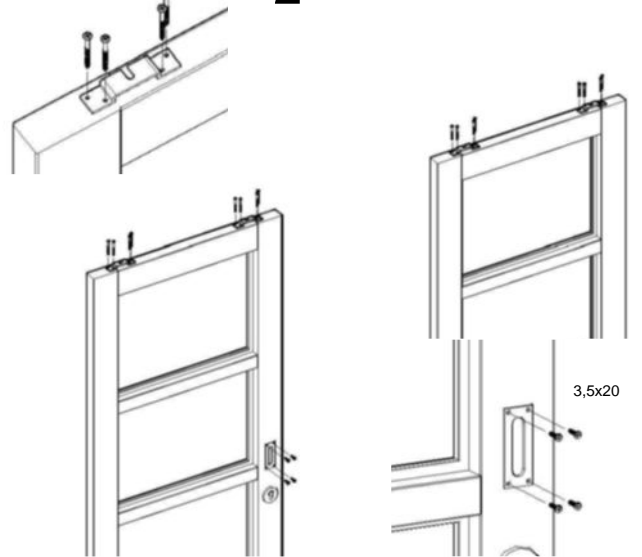


3

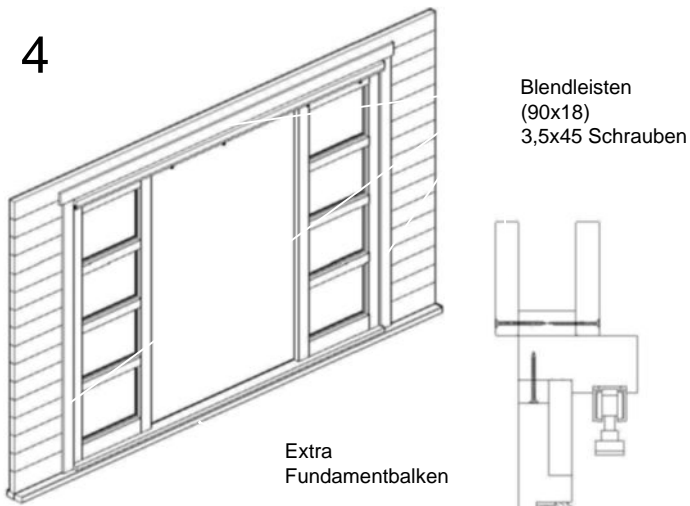


4x30 Schrauben

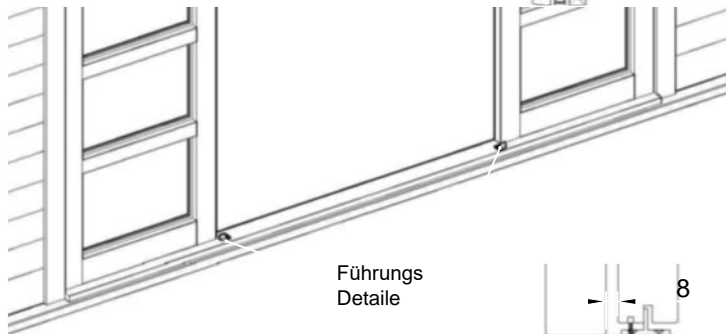
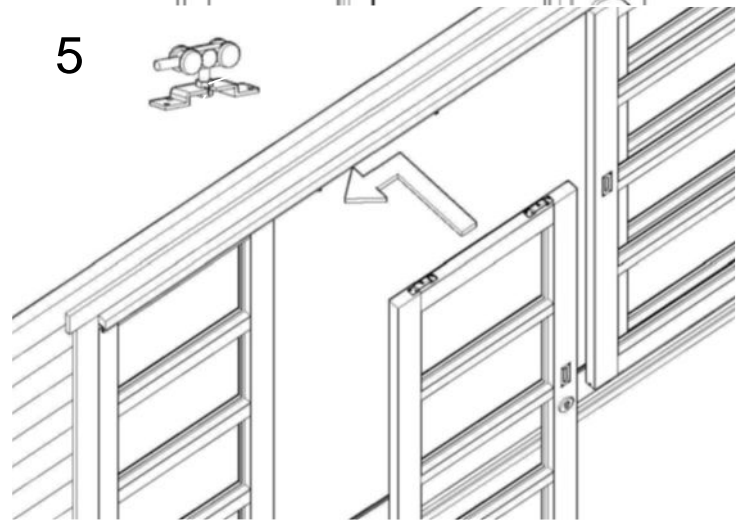
2



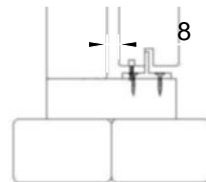
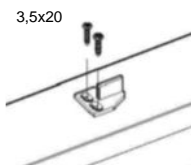
4




5



6



Deckbrett (90x18)
3,5x45 Schrauben



7