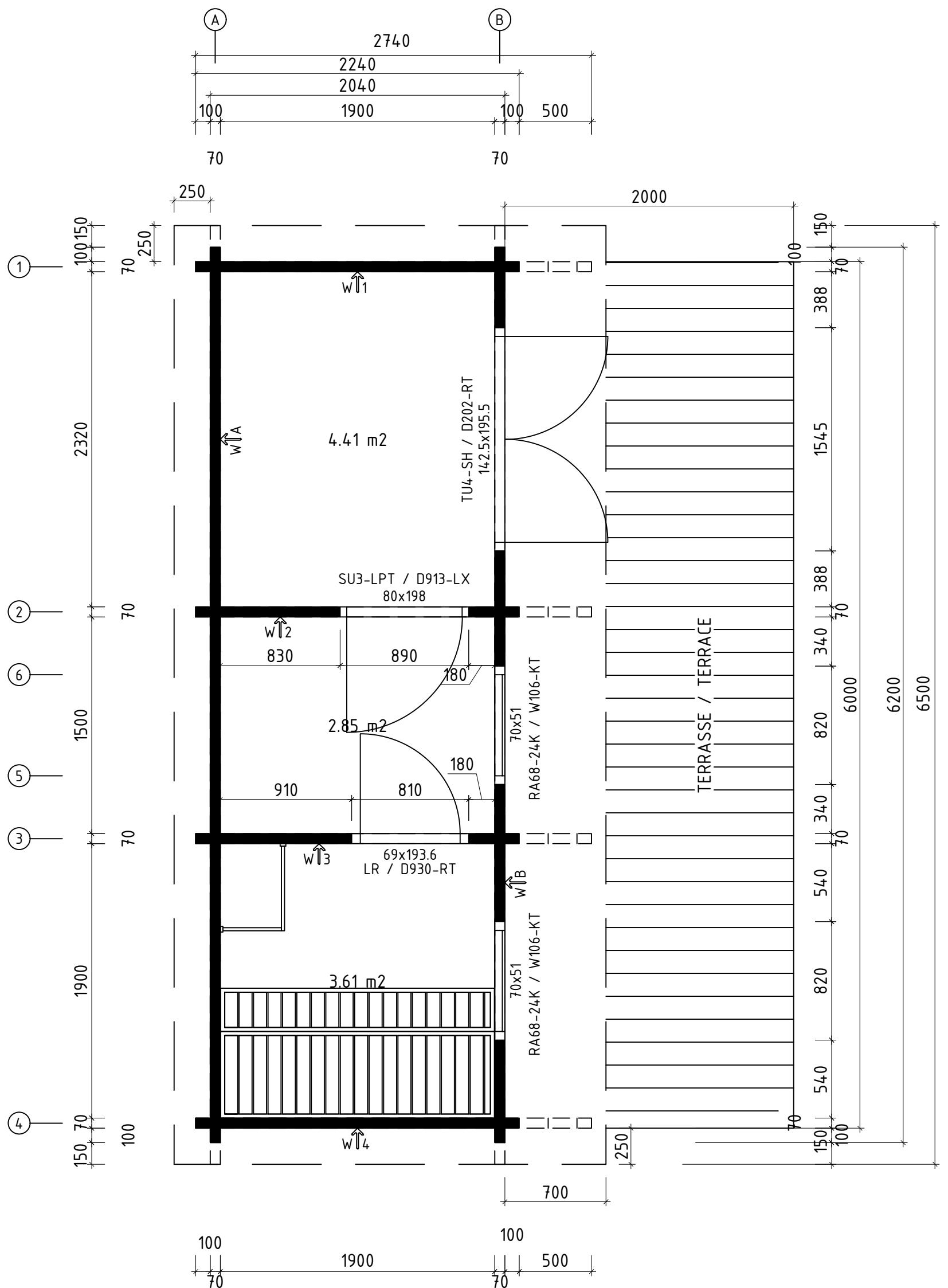


Name **Oliver II 224x620+SD_70**

Zeichnung/Drawing **3D**

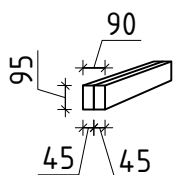
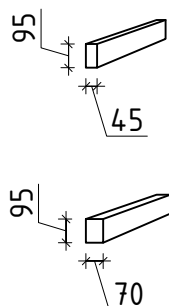
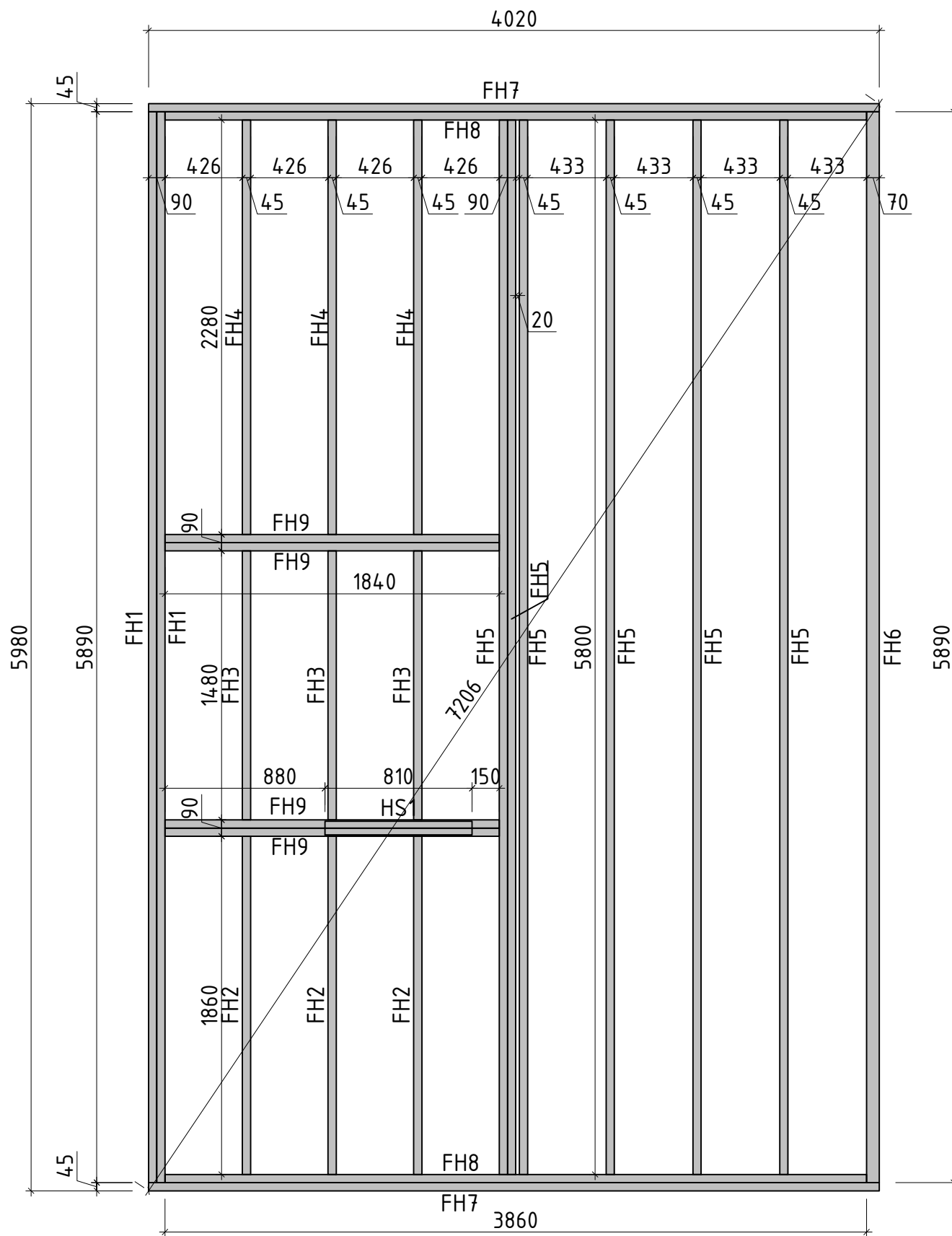
Profil/Profile **7.0x13.5** Datum/Date **01.11.2021**




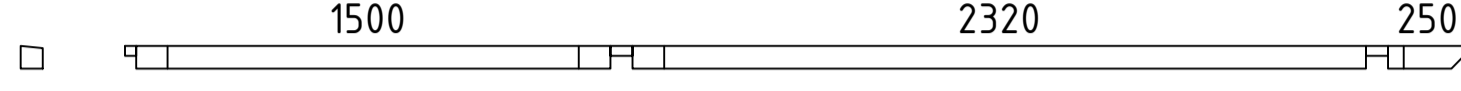
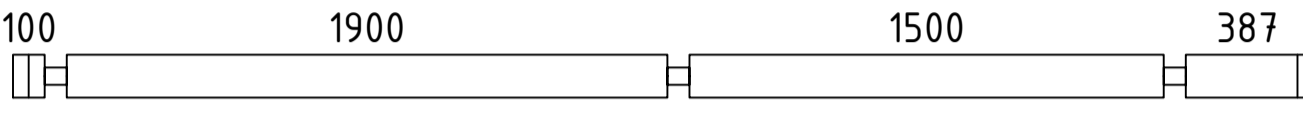
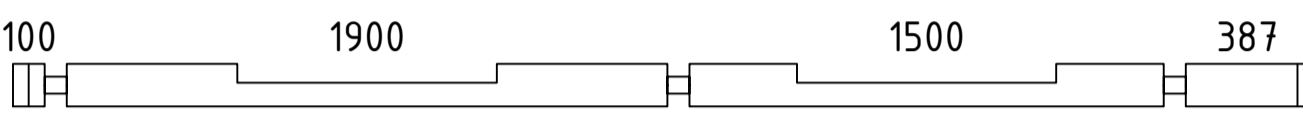



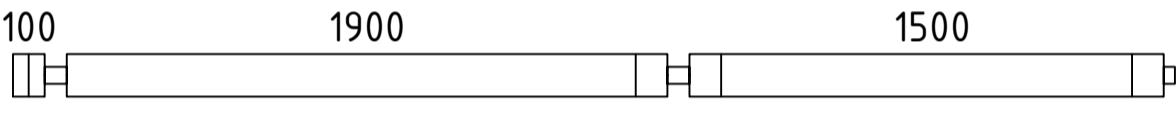
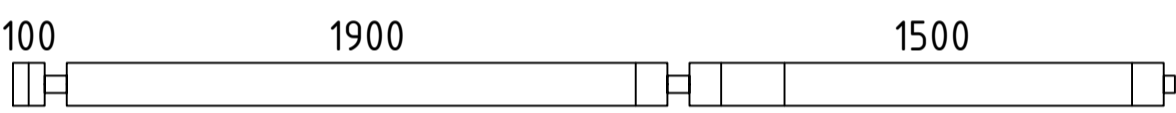
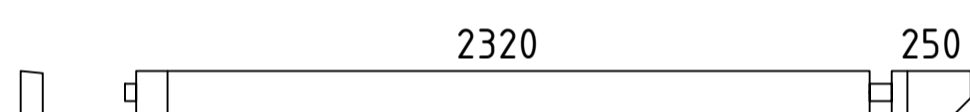

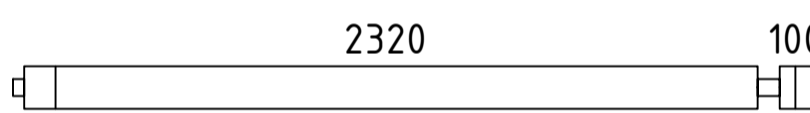
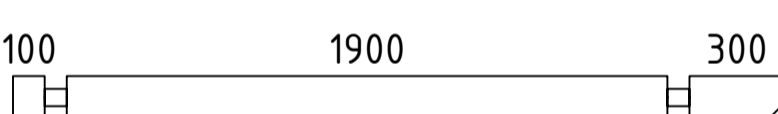
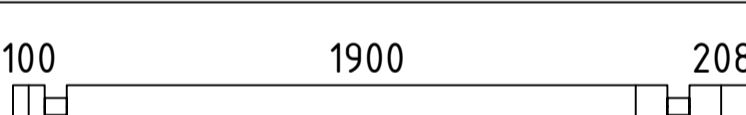

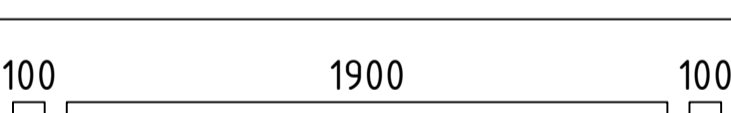
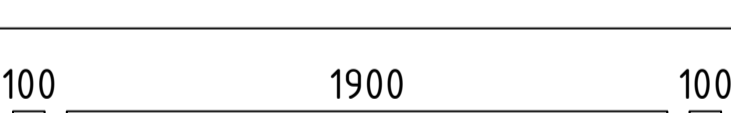
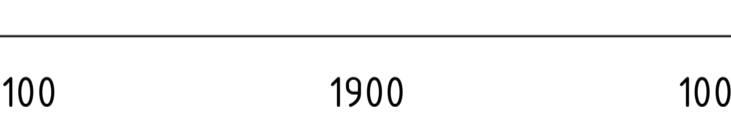
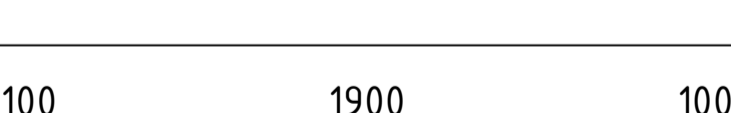
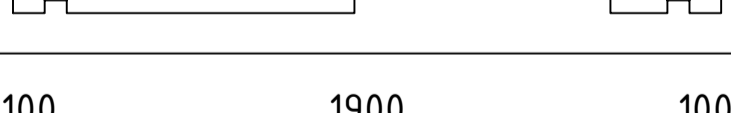



Q5- Qualitätsklasse für Fenster und Türen/
Quality class for windows and doors

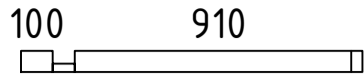
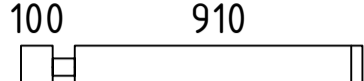
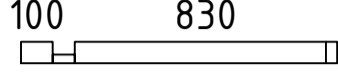

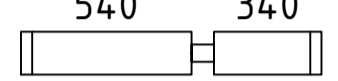
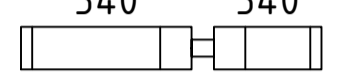
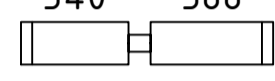
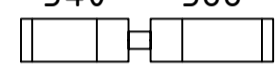


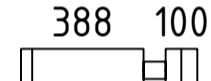
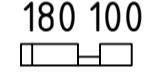
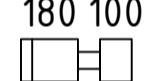












* Fenster und Türen sind ohne Sprossen
Windows and doors are without muntins

Name	Oliver II 224x620+SD_70		
Zeichnung/Drawing	Grundplan, Plan		
Profil/Profile	7.0x13.5	Datum/Date	01.11.2021





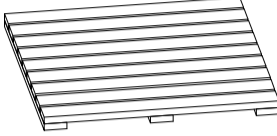
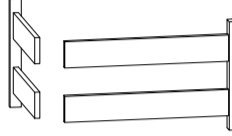

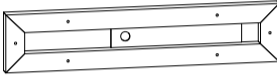
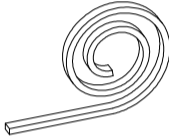
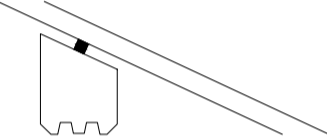






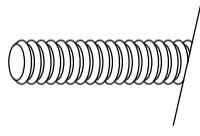
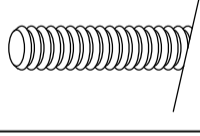
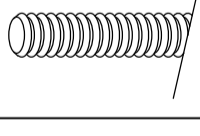

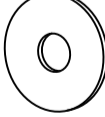
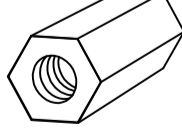
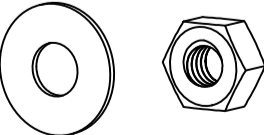
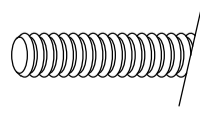



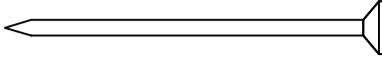
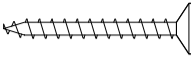
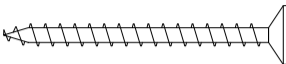
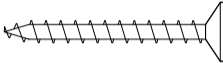
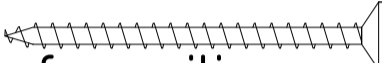
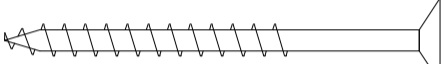
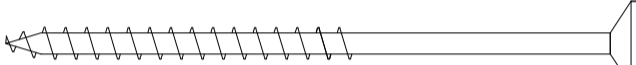
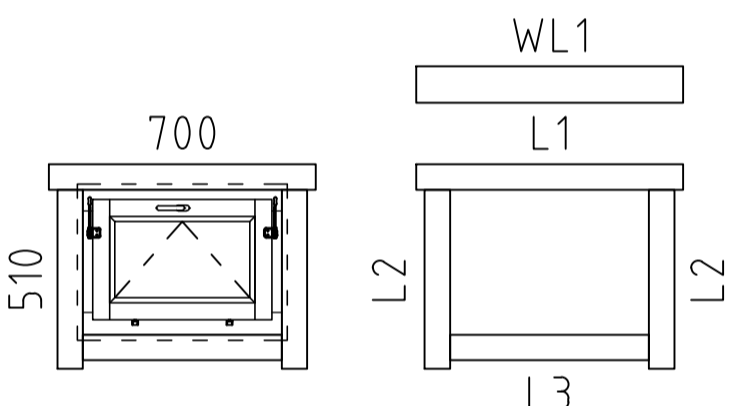
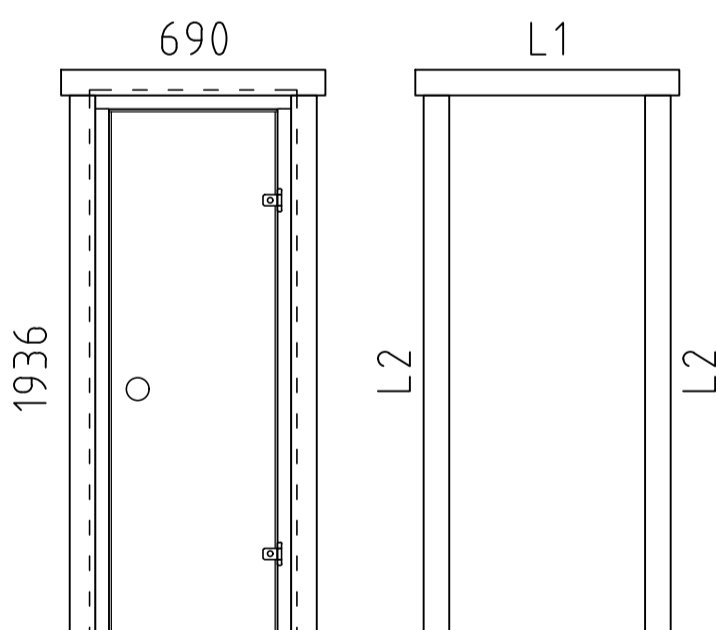

Name	Oliver II 224x620+SD_70		
Zeichnung/Drawing	Lagerholzplan, Foundation beams		
Profil/Profile	7.0x13.5	Datum/Date	01.11.2021

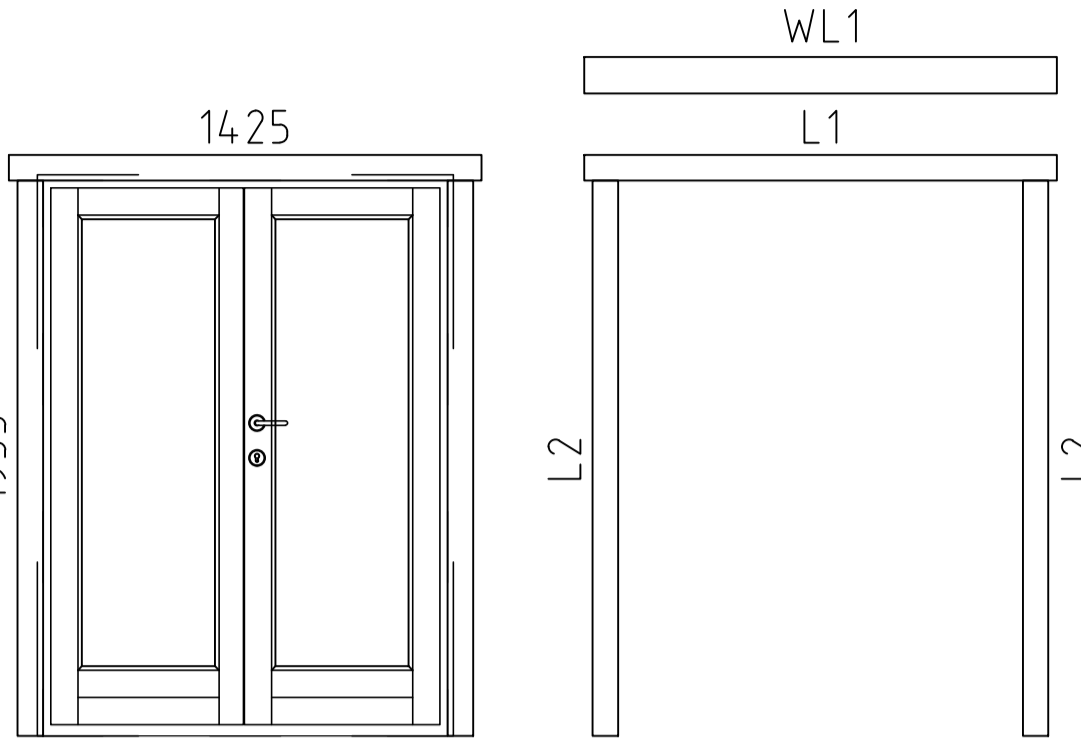
Pos	Teieliste/Specification Oliver II 224x620+SD_70	Stck. Pcs.	Profil Profile (mm)	Länge Length (mm)
	Achtung! Die Giebelbohlen können teilweise schon vormontiert sein! Bitte beachten - diese erscheinen nicht ganz so wie in der Teieliste beschrieben.			
	Notice! The gable pieces can be partly pre-assembled! Please notice - those differ from the description given in the specification list.			
000	Extra Log 	1	70x135	4245
001		1	70x72	4245
002		10	70x135	4098
003		1	70x135	4098
004		10	70x135	4095
005		1	70x135	3868
006		1	70x135	3825
007		9	70x135	3675
008		1	70x135	3675
009		1	70x135	2675
010		4	70x135	2640
011		10	70x135	2525
012		4	70x135	2440
013		1	70x135	2348
014		1	70x72	2255
015		32	70x135	2240
016		2	70x135	2240
017		2	70x68	2240
018		1	70x135	2240
019		1	70x135	2240
020		9	70x135	2105
021		1	70x135	2105
022		4	70x135	1927
Kood	Oliver II 224x620+SD_70	Materjal	File	Leht 1/6

Pos	Teileliste/Specification Oliver II 224x620+SD_70	Stck. Pcs.	Profil Profile (mm)	Länge Length (mm)
023		1	70x68	1080
024		14	70x135	1080
025		1	70x68	1000
026		14	70x135	1000
027		3	70x135	950
028		1	70x135	950
029		3	70x135	798
030		1	70x135	798
031		4	70x135	710
032		4	70x68	600
033		15	70x135	558
034		2	70x68	350
035		28	70x135	350
FH6	FUNDAMENTHOLZ (imprägniert) - FOUNDATION BEAM (impregnated) 	1	70x95	5890
FH1	FUNDAMENTHOLZ (imprägniert) - FOUNDATION BEAM (impregnated) 	2	45x95	5890
FH5	FUNDAMENTHOLZ (imprägniert) - FOUNDATION BEAM (impregnated) 	6	45x95	5800
FH7	FUNDAMENTHOLZ (imprägniert) - FOUNDATION BEAM (impregnated) 	2	45x95	4020
FH8	FUNDAMENTHOLZ (imprägniert) - FOUNDATION BEAM (impregnated) 	2	45x95	3860
FH4	FUNDAMENTHOLZ (imprägniert) - FOUNDATION BEAM (impregnated) 	3	45x95	2280
FH2	FUNDAMENTHOLZ (imprägniert) - FOUNDATION BEAM (impregnated) 	3	45x95	1860
FH9	FUNDAMENTHOLZ (imprägniert) - FOUNDATION BEAM (impregnated) 	4	45x95	1840
FH3	FUNDAMENTHOLZ (imprägniert) - FOUNDATION BEAM (impregnated) 	3	45x95	1480
HS1	HOLZSCHWELLE - THRESHOLD Unter der Saunatür - under the Sauna Door 	1	75x28	810
PF2	PFETTEN - PURLINS 	1	58x170	3910
PF3	PFETTEN - PURLINS 	1	58x170	3490

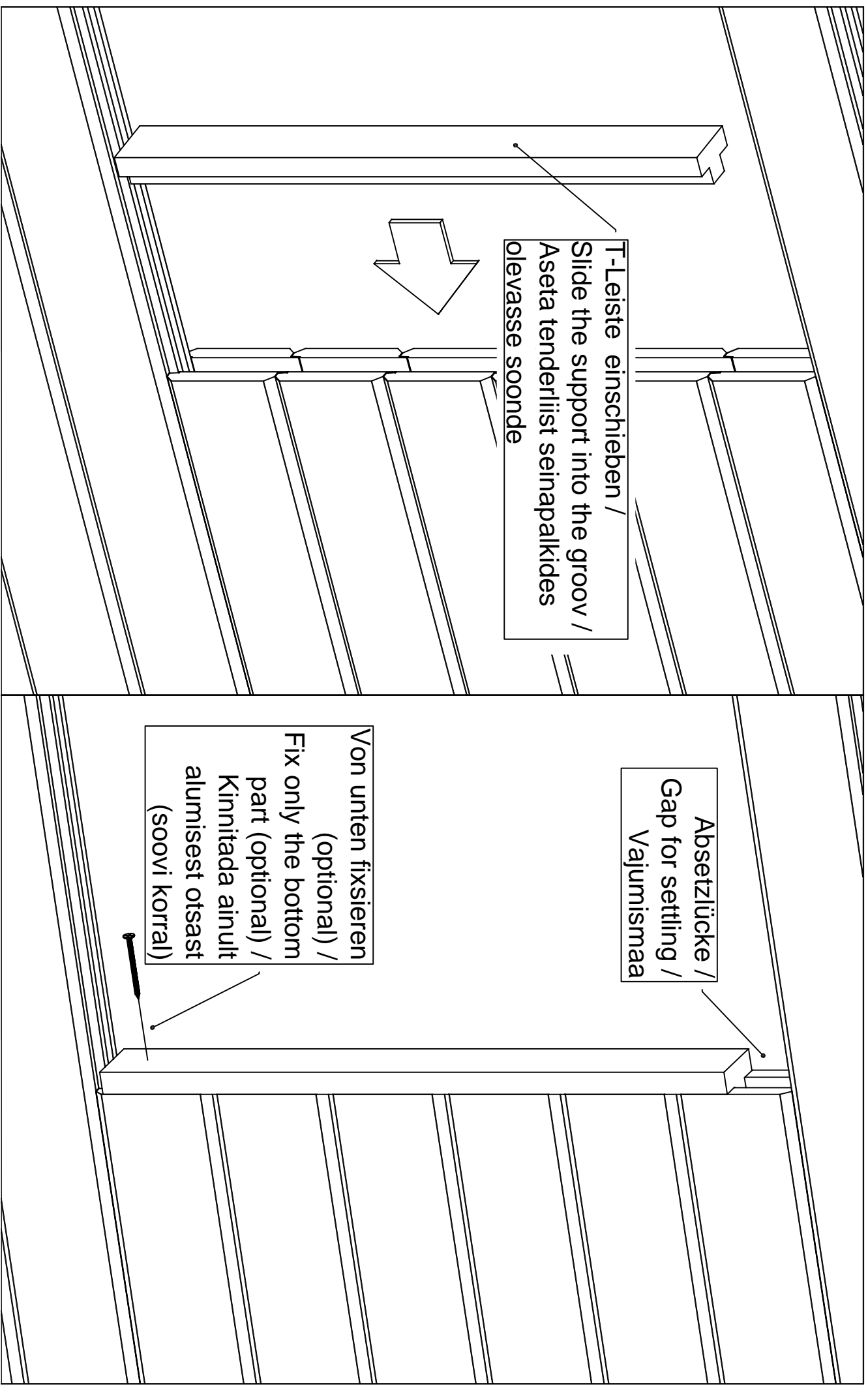
Pos	Teileliste/Specification Oliver II 224x620+SD_70		Stck. Pcs.	Profil Profile (mm)	Länge Length (mm)	
PF4			1	58x170	3310	
PF1			1	58x170	2890	
	DACHBRETTEN - ROOF BOARDS		58+1	113x18	3005	
	FUSSBODENBRETTEN - FLOOR BOARDS		52+1	113x28	1895	
	TERRASSENBRETTEN (imprägniert) - TERRACE BOARDS (impregnated)		48+1	120x28	1995	
	DECKENLEISTEN - CEILING STRIPS		✓	15x28	22.0 lfm/rm	
	FUSSBODENLEISTEN - FLOOR STRIPS		✓	14x55	25.0 lfm/rm	
G02-1	GIEBELBRETTEN - GABLE BOARDS 18x120		✓	2	18x120	3025
G05-1	GIEBELDECKLEISTEN - GABLE COVER STRIPS 18x40		✓	2	18x40	3005
T02-1	TRAUFBRETTEN - EAVES BOARDS 18x120		2	18x120	3268	
T01-1	TRAUFBRETTEN - EAVES BOARDS 18x95		2	18x95	3250	
T04-1	TRAUFENDECKLEISTEN - EAVES COVER STRIPS 18x40		2	18x40	3268	
T06-1	TRAUFENLEISTEN - EAVES STRIPS 18x40		✓	18x40	13.0 lfm/rm	
TL70-1	T-LEISTEN - T-STRIPS 70		4	45x70	490	
TL70-2	T-LEISTEN - T-STRIPS 70		4	45x70	1908	
TL70-3	T-LEISTEN - T-STRIPS 70		2	45x70	1975	
SH	SCHLAGHÖLZER - MOUNTING PIECES		3			
SLK	SAUN - Deckenisolation - Ceiling isolation 		2 Elemente	ca 1890x945		
SA16-1	SAUNA- Bänke Zwischenstück - Benches spacer		1	40x300	1895	
SA15-1	SAUNA- Rücklehne - Backrest		1	40x250	1800	
SA04-1	SAUNA- Saunabank - Sauna bench 30cm		1	300x90	1895	
SA01-1	SAUNA- Saunabank - Sauna bench 60cm		1	600x90	1895	
SA20-1	SAUNA- Trägleiste für Deckenisolation - Carrier strip for ceiling isolation		✓	4	35x35	1950
Kood	Oliver II 224x620+SD_70	Materjal	File	Leht	3/6	

Pos	Teileliste/Specification Oliver II 224x620+SD_70			Stck. Pcs.	Profil Profile (mm)	Länge Length (mm)
SA11-1	SAUNA- Stützpfeiler für Saunabänke - Support posts for sauna benches		✓	1	44x65	500
SA11-2	SAUNA- Stützpfeiler für Saunabänke - Support posts for sauna benches		✓	1	44x65	1000
SA10-1	SAUNA- Trägleiste für Saunabänke - Carrier strip for sauna benches		✓	2	30x40	600
SA10-2	SAUNA- Trägleiste für Saunabänke - Carrier strip for sauna benches		✓	2	30x40	900
SA37	SAUNA- Bodenrost - Slatted floor mat			1		
SA30	SAUNA- Heizung Umbau - Heater cover (set 1)			1		
SA35	SAUNA- Kopfstütze - Headrest			1		
SA36	SAUNA- Luftschieber - Air slide			3		
SA25-1	SAUNA- Dichtungsband für Deckenisolationselemente - Seal for ceiling insulation elements					8.0 lfm/rm
DBAND-1	DICHTUNGSBAND (letzte Bohlenkranz Seitenwände) - SEAL TAPE (upper log on sidewalls)					9.0 lfm/rm
ML1	Metallstange - Metal bar			4	D10	900
ML2	Metallstange - Metal bar			4	D10	770
ML3	Metallstange - Metal bar			4	D10	700
ML4	Metallstange - Metal bar			4	D10	630
ML5	Metallstange - Metal bar			1	D10	230
VS	Verbindungsstreifen für verbinden der Wandbohlen - Connecting strip for connecting the wall parts			22		
KL1	Gewindestange - Threaded Rod M8			4		2000
KL2	Gewindestange - Threaded Rod M8			2		667
KL3	Gewindestange - Threaded Rod M8			2		460
KV MUT M8	Mutter - Nut M8			8		
KV SEIB M8X25	U-Scheibe - Washer M8 Ø25			8		
KV MUT M8	Befestigungsmutter - Fixing nut M8			4		
MUT26	Mutter - Nut M12 U-Scheibe - Washer Ø30- für die Pfetten - for purlins			8		
KL-1	Gewindestange - Threaded rod M12- für die Pfetten - for purlins			4		170
NG04	NÄGEL - NAILS 2.5x50 Dachbretter - Roof boards			464		
Kood	Oliver II 224x620+SD_70	Materjal	File		Leht	4/6

Pos	Teileliste/Specification Oliver II 224x620+SD_70		Stck. Pcs.	Profil Profile (mm)	Länge Length (mm)																
NG05	NÄGEL - NAILS 2.5x60	Fussbodenbretter - Floor boards Terrassenbretter - Terrace boards Holzschwelle - Threshold 	1004																		
SR32	Schrauben - Screws 3.0x30	Fussbodenleisten - Floor strips Deckenleisten - Roof strips Traufenleisten - Eaves strips 18x40 Bänke Zwischenstück - Benches spacer Luftschiebe - Air slide 	150																		
SR37	Schrauben - Screws 3.5x45	Traufendeckleisten - Eaves cover strips Giebeldeckleisten - Gable cover strips Traufenbretter - Eaves boards Giebelbretter - Gable boards Heizung umbau - Heater cover Fenster- und Türleisten - Window and Door strips 	190																		
SR354 5-001	Schrauben - Screws 3.5x45 strip	Verbindungsstreifen - Connecting 	88																		
SR44	Schrauben - Screws 4.0x60	Wasserleisten - Rain strips Trägleiste für deck.. - carrier strip for ceiling.. Trägleiste für saunabanke - carrier strip for sauna Rücklehne - Backrest 	60																		
SR55	Schrauben - Screws 5.0x70	Stützpfeiler für Sauna.. - Support post for sauna.. 	6																		
SR57	Schrauben - Screws 5.0x100	Fundamenthölzer - Foundation beams 	104																		
	Q5 FENSTER/WINDOW W5-S70K-0XT-07000510  <p style="text-align: center;">RA68-24K / W106-KT</p> <table border="0"> <tr> <td>L1</td> <td>18x90</td> <td>L=940mm</td> <td>2 Stck./Pcs.</td> </tr> <tr> <td>L2</td> <td>18x90</td> <td>L=630mm</td> <td>4 Stck./Pcs.</td> </tr> <tr> <td>L3</td> <td>18x90</td> <td>L=700mm</td> <td>2 Stck./Pcs. ✓</td> </tr> <tr> <td>WL1</td> <td>36x129</td> <td>L=940mm</td> <td>1 Stck./Pcs.</td> </tr> </table>		L1	18x90	L=940mm	2 Stck./Pcs.	L2	18x90	L=630mm	4 Stck./Pcs.	L3	18x90	L=700mm	2 Stck./Pcs. ✓	WL1	36x129	L=940mm	1 Stck./Pcs.	2		
L1	18x90	L=940mm	2 Stck./Pcs.																		
L2	18x90	L=630mm	4 Stck./Pcs.																		
L3	18x90	L=700mm	2 Stck./Pcs. ✓																		
WL1	36x129	L=940mm	1 Stck./Pcs.																		
	Q5 TÜR/DOOR D0-L70R-0XT-06901936  <p style="text-align: center;">LR / D930-RT</p> <table border="0"> <tr> <td>L1</td> <td>18x90</td> <td>L=930mm</td> <td>2 Stck./Pcs.</td> </tr> <tr> <td>L2</td> <td>18x90</td> <td>L=1935mm</td> <td>4 Stck./Pcs.</td> </tr> </table> <p style="text-align: center;">DIN rechts/ right handed</p>		L1	18x90	L=930mm	2 Stck./Pcs.	L2	18x90	L=1935mm	4 Stck./Pcs.	1										
L1	18x90	L=930mm	2 Stck./Pcs.																		
L2	18x90	L=1935mm	4 Stck./Pcs.																		
	Q5 TÜR/DOOR D0-I70L-XXX-08001980  <p style="text-align: center;">SU3_LPT / D913-LX</p> <table border="0"> <tr> <td>L1</td> <td>18x90</td> <td>L=1020mm</td> <td>2 Stck./Pcs.</td> </tr> <tr> <td>L2</td> <td>18x90</td> <td>L=1970mm</td> <td>4 Stck./Pcs. ✓</td> </tr> </table> <p style="text-align: center;">DIN links / left handed</p>		L1	18x90	L=1020mm	2 Stck./Pcs.	L2	18x90	L=1970mm	4 Stck./Pcs. ✓	1										
L1	18x90	L=1020mm	2 Stck./Pcs.																		
L2	18x90	L=1970mm	4 Stck./Pcs. ✓																		

Pos	Teileliste/Specification Oliver II 224x620+SD_70	Stck. Pcs.	Profil Profile (mm)	Länge Length (mm)
	<p data-bbox="338 166 573 210">Q5 TÜR/DOOR</p> <p data-bbox="1255 166 1646 210">D5-D70R-0XT-14251955</p> <div data-bbox="338 273 1661 765">  <p data-bbox="1131 365 1388 400">TU4-SH / D202-RT</p> <p data-bbox="1131 439 1661 474">L1 18x90 L=1665mm 2 Stck./Pcs.</p> <p data-bbox="1131 477 1661 513">L2 18x90 L=1955mm 4 Stck./Pcs. ✓</p> <p data-bbox="1131 516 1661 552">WL1 36x129 L=1665mm 1 Stck./Pcs.</p> <p data-bbox="1131 555 1661 590">DIN rechts / right handed</p> </div>	1		
✓	- Bitte selber anpassen (falls nötig)! / Cut into length on site (if needed)!			
Kood	Oliver II 224x620+SD_70	Materjal	File	Leht 6/6

Montageanleitung für T-Leisten / Installing the door and window supports / Tenderliistu paigaldusjuhend.



Aken	Q4-Q6	-	paigaldusjuhis
Window	Q4-Q6	-	assembly instructions
Fenster	Q4-Q6	-	Montageanleitung

5-10mm

3.5x45

Lõika mõõtu
Cut to length
Absägen
- 10mm / -20mm

NB!

3.5x45

Vihmaliist / Rain strip / Wasserleiste

Q5-Q6

*Silikoon
*Silicon
*Silikon

*Vajumispilu
*Settling gap
*Senkungs spalt

ca 40-50mm

NB!

- Monteerida juhul kui ese on välja toodud maja spetsifikatsioonis!
- Install only if the item is listed in the house specification!
- Nur montieren wenn die Leiste in der Teileliste gezeigt ist!

Veeplekk / Window sill / Fensterbank

4,2x16

Ukse montaaž / Tür montage / Door assembly
(GH+ / SH)

4.5x90

4.5x90

5mm

3.5x45

Vihmaliist / Head flashing / Regenschutz

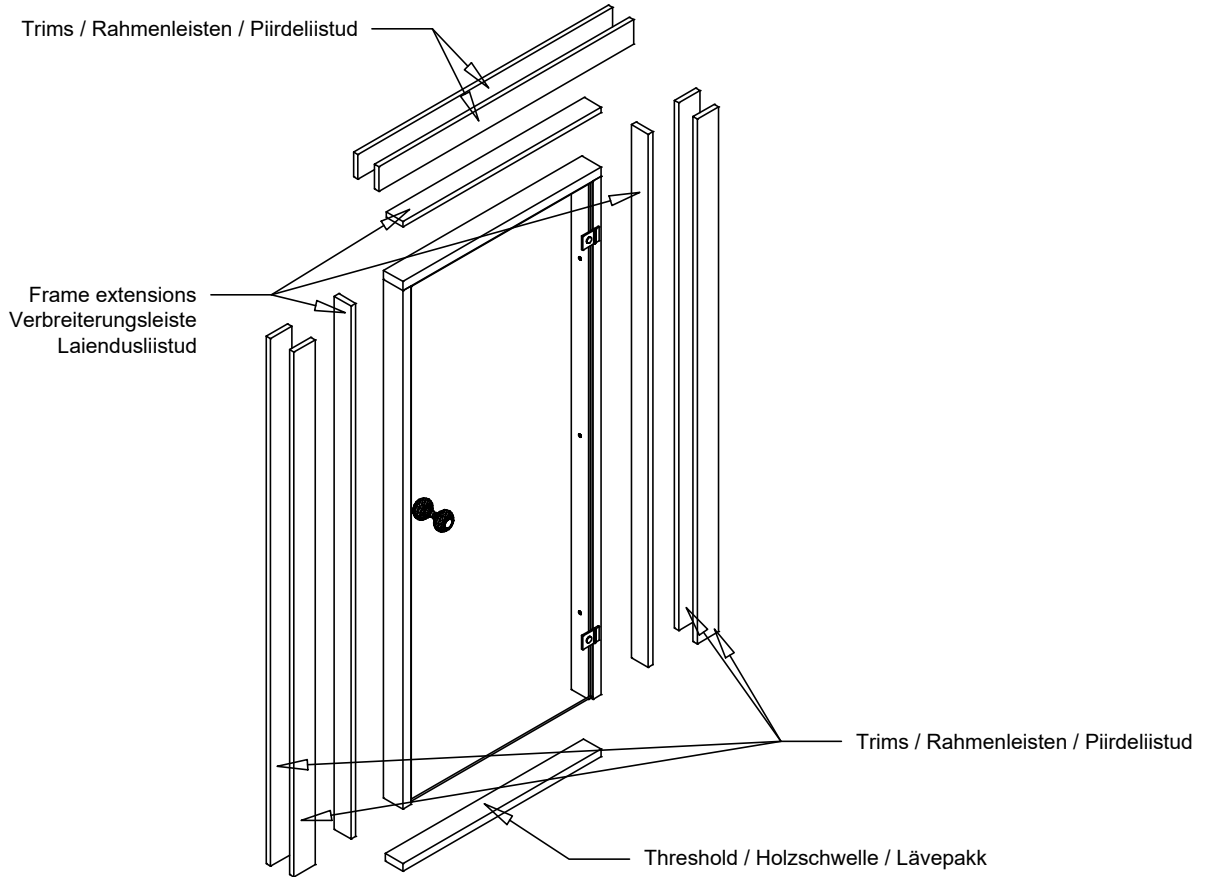
Silikoon
Silicon
Silikon

Vajumispilu
Settling gap
Senkungs spalt
40-50mm

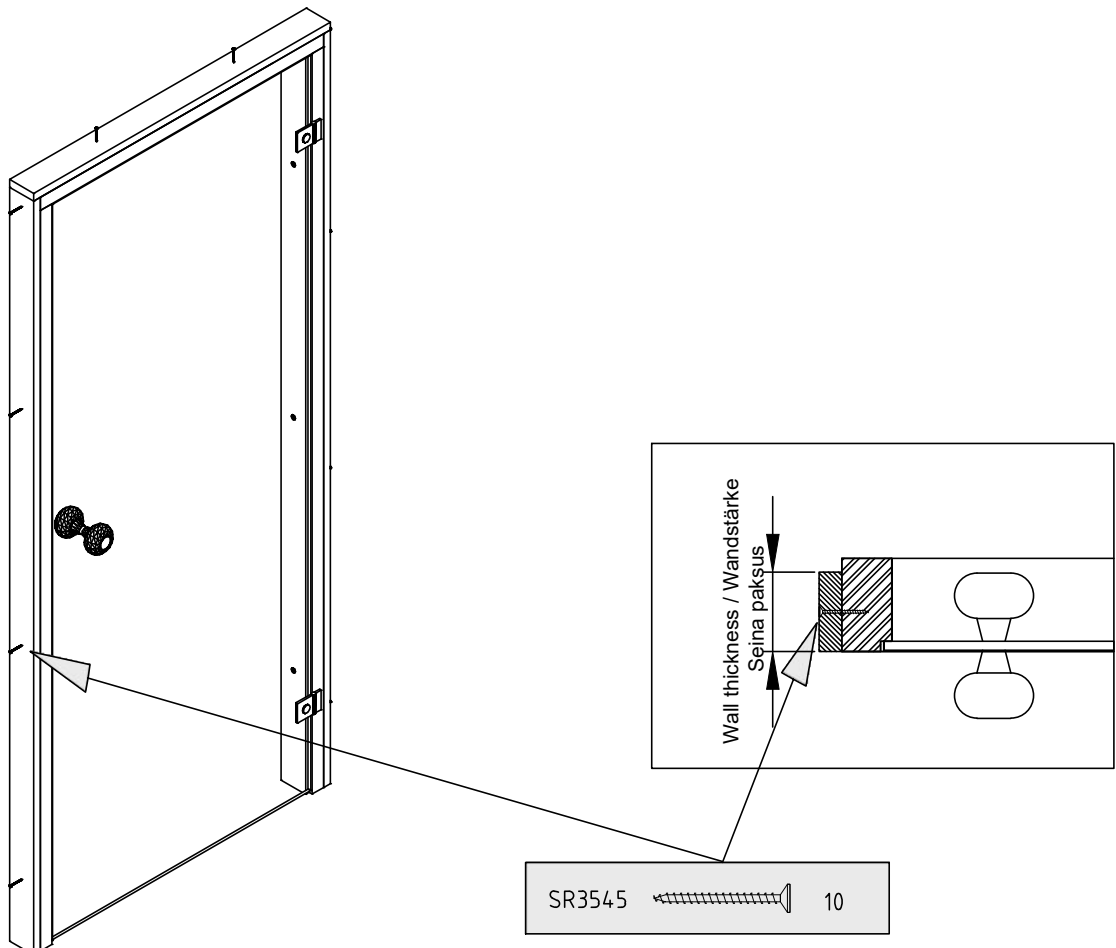
NB!

- Monteerida juhul kui ese on välja toodud maja spetsifikatsioonis!
- Install only if the item is listed in the house specification!
- Nur montieren wenn die Leiste in der Teilleiste gezeigt ist!

1

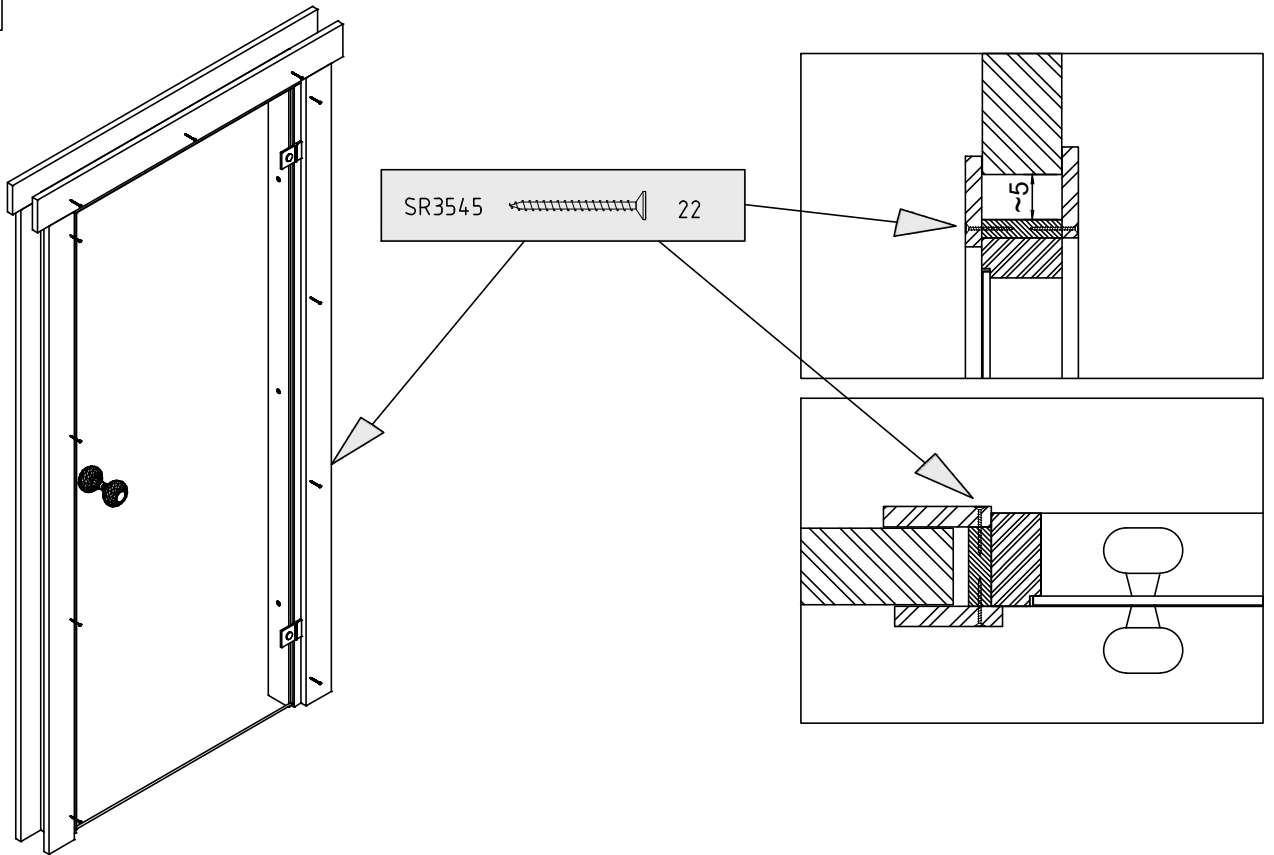


2



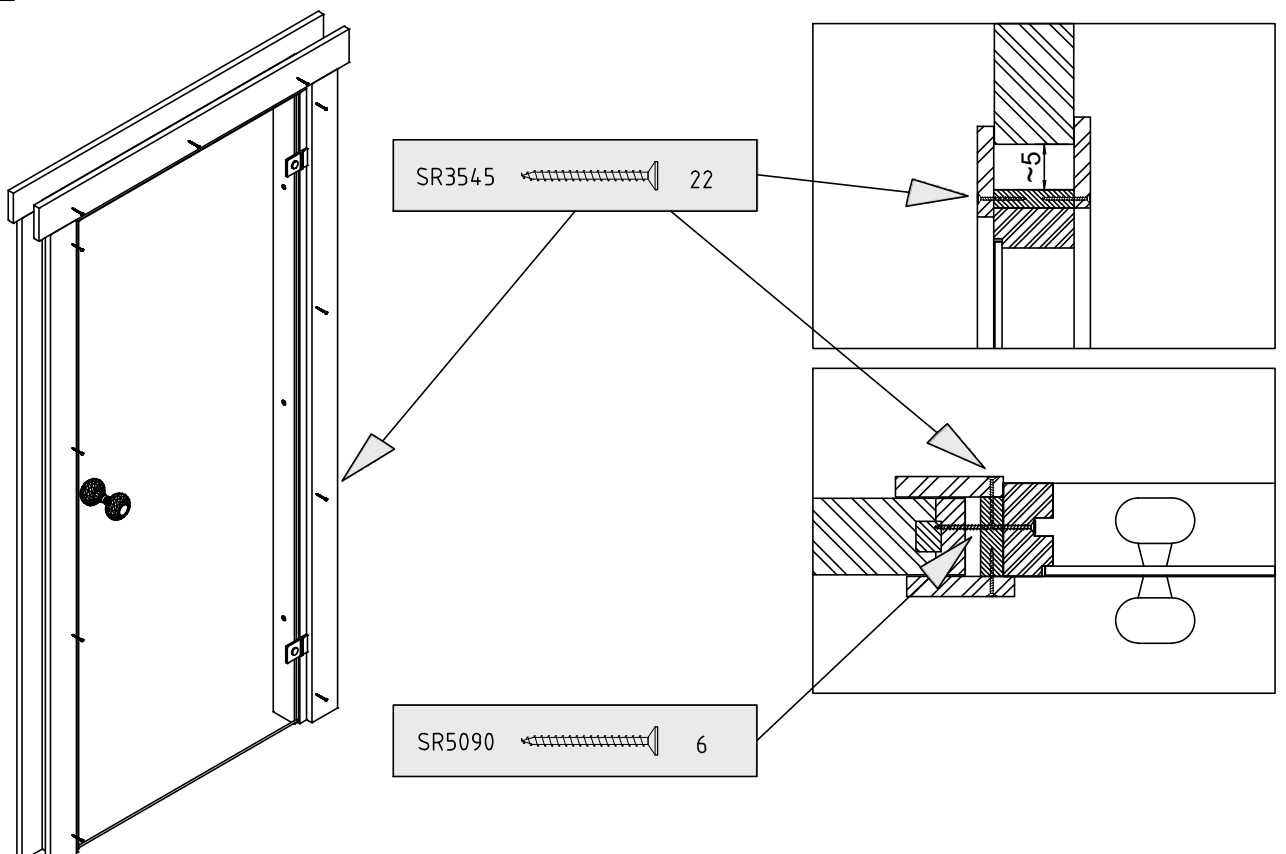
3

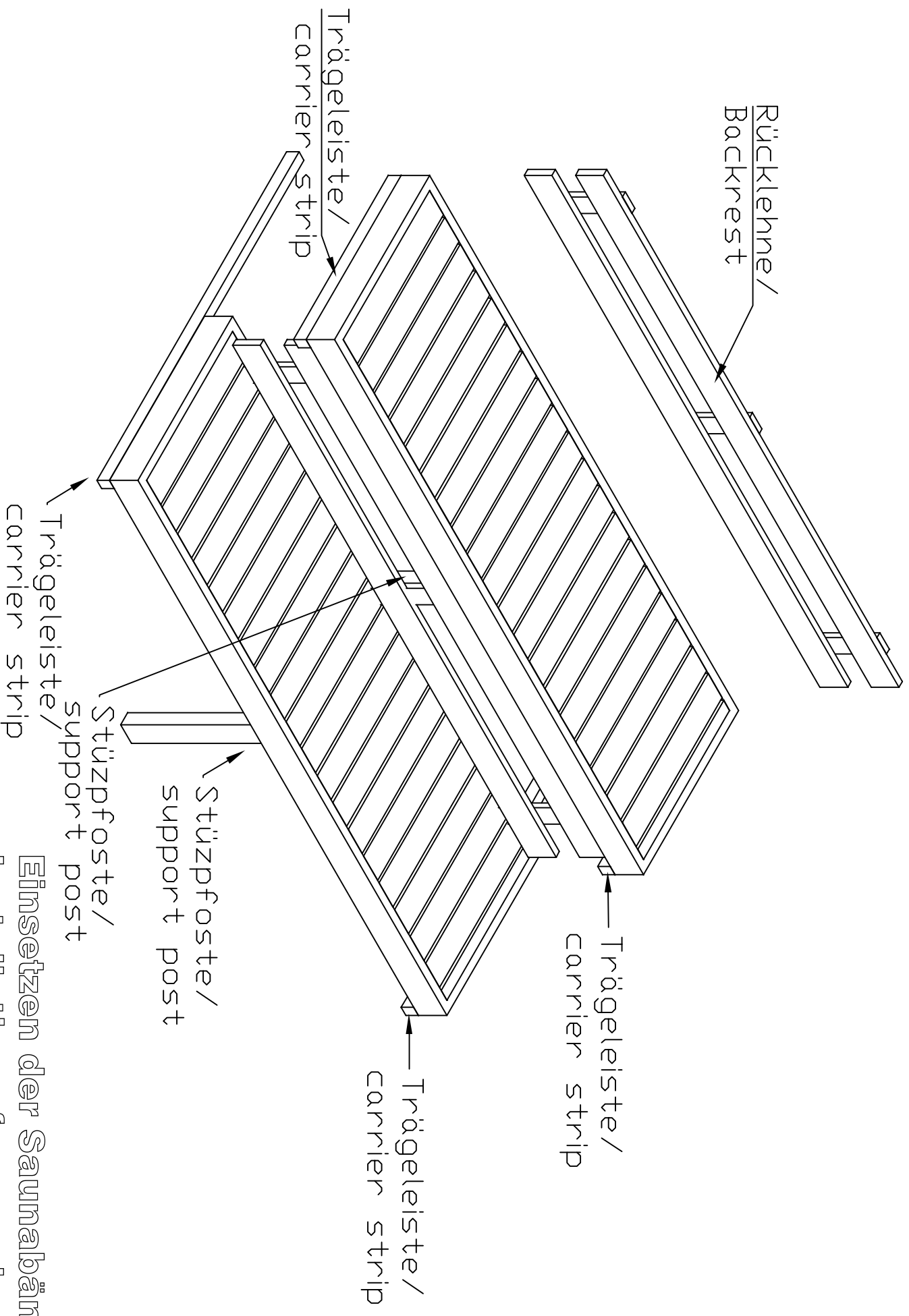
Wall thickness / Wandstärke / Seinapaksus 40-44



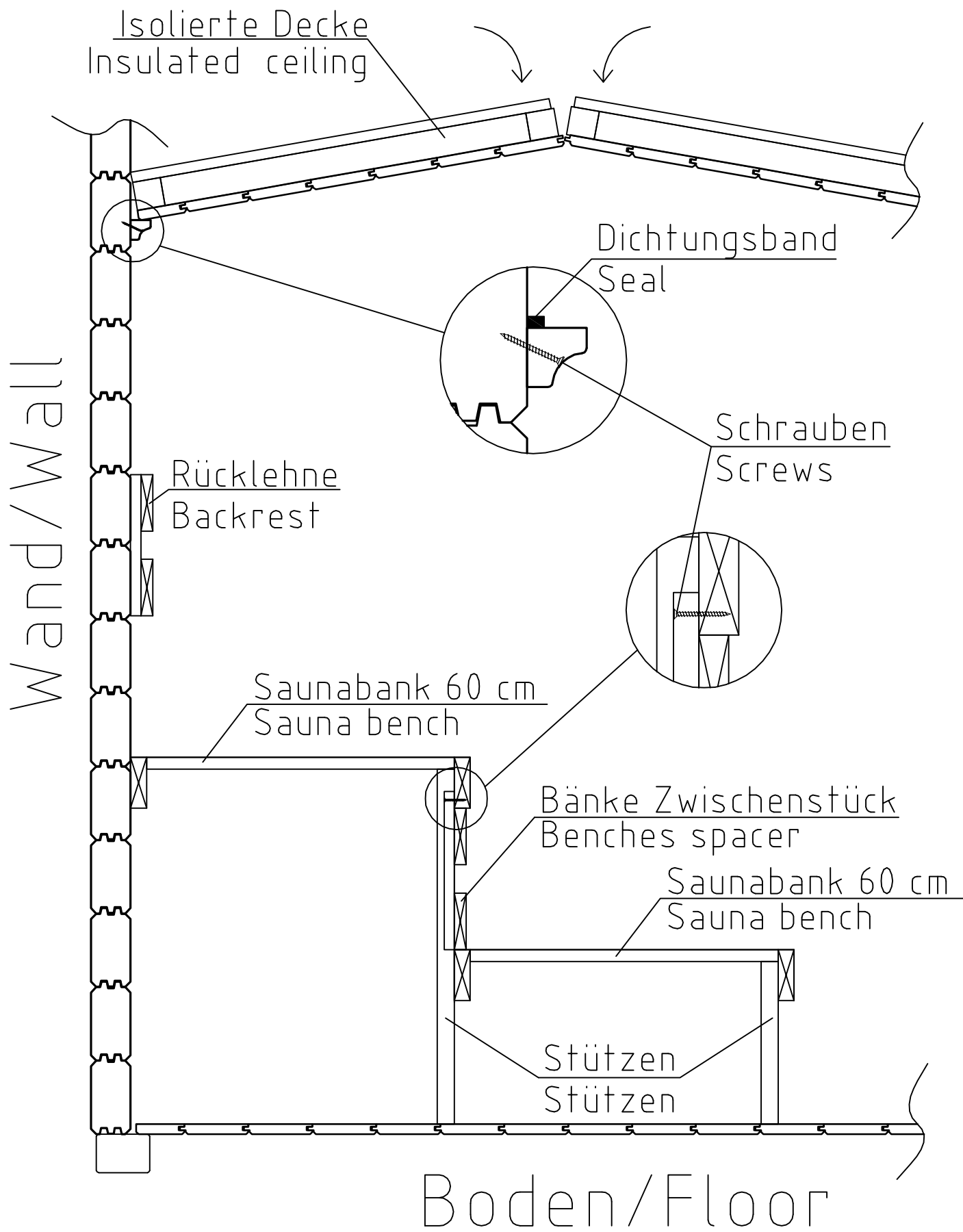
3

Wall thickness / Wandstärke / Seinapaksus 58-92



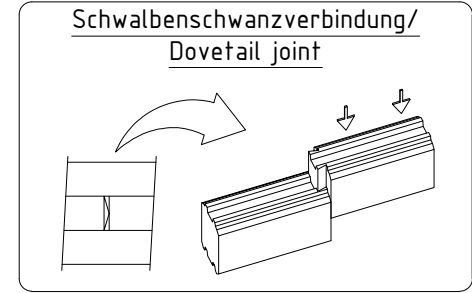
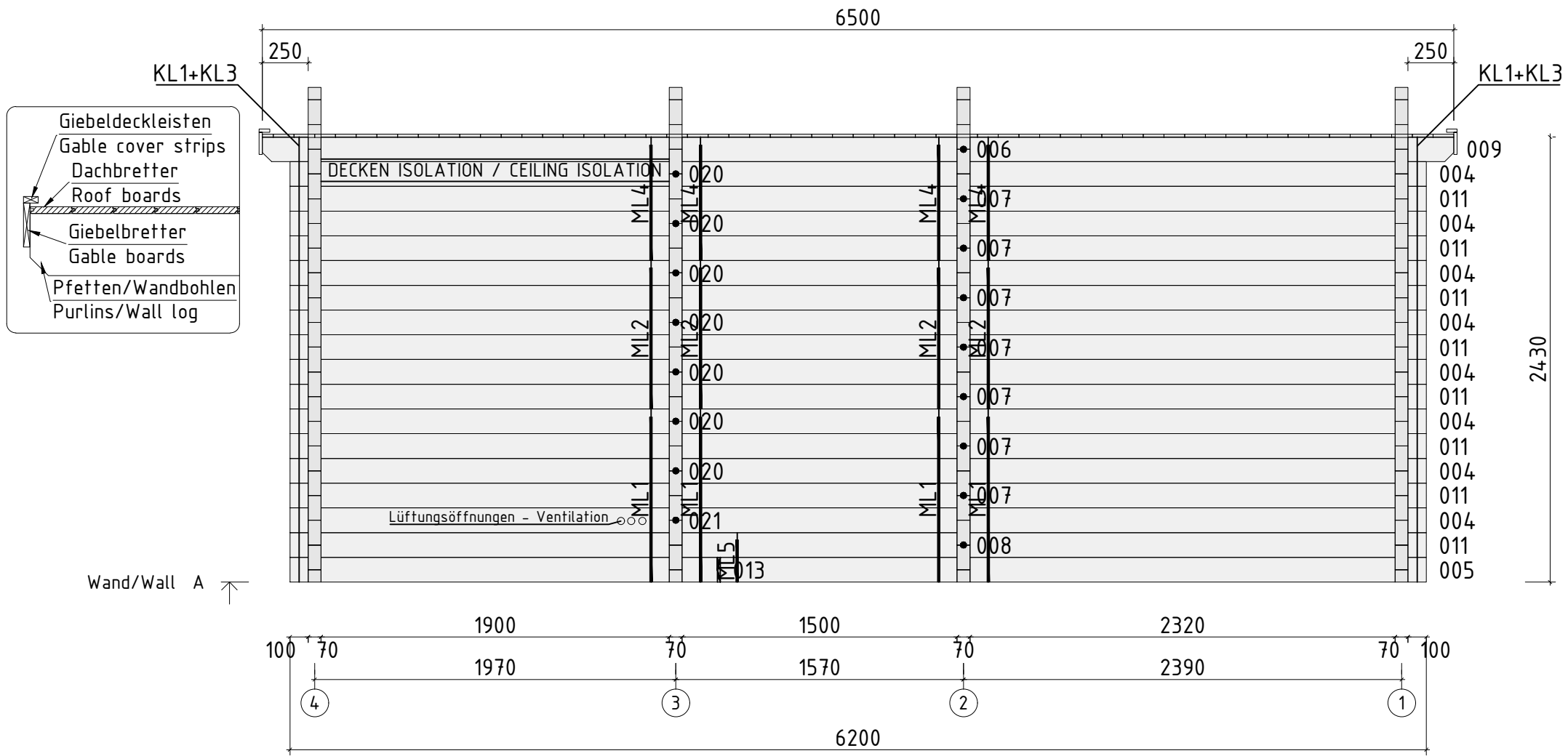


Einsetzen der Saunabänke /
Installation of sauna benches



Montage Bänke und Zwischen Decke/
Installation of sauna furniture

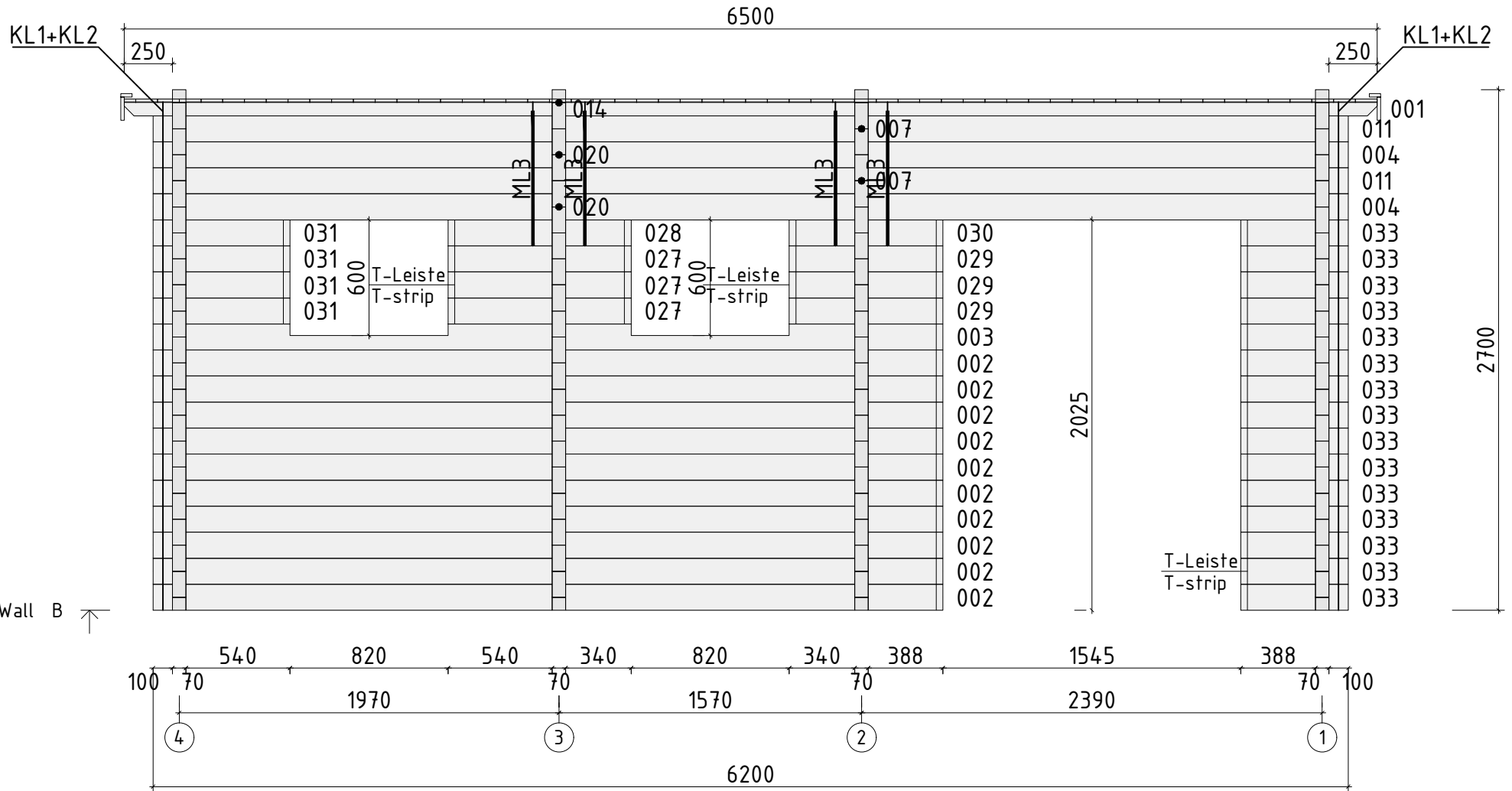
Schnitt/ Section



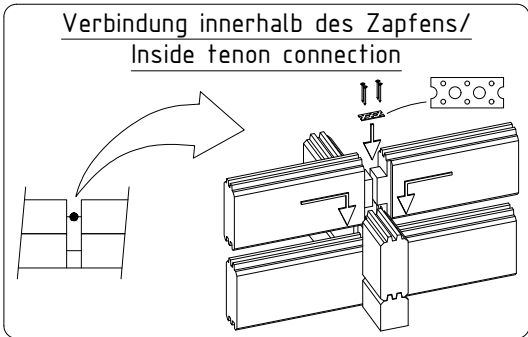
Die Bohlen mit Lüftungsöffnungen können je nach Bedarf höher oder niedriger eingesetzt werden. Bitte achten Sie darauf dass die Lüftungsöffnungen von innen nicht mit der Saunabank bedeckt werden!

Logs with ventilation holes can be placed higher or lower. Please make sure it doesnt get covered with sauna bench!

Name	Oliver II 224x620+SD_70		
Zeichnung/Drawing	WAND/WALL A		
Profil/Profile	7.0x13.5	Datum/Date	01.11.2021



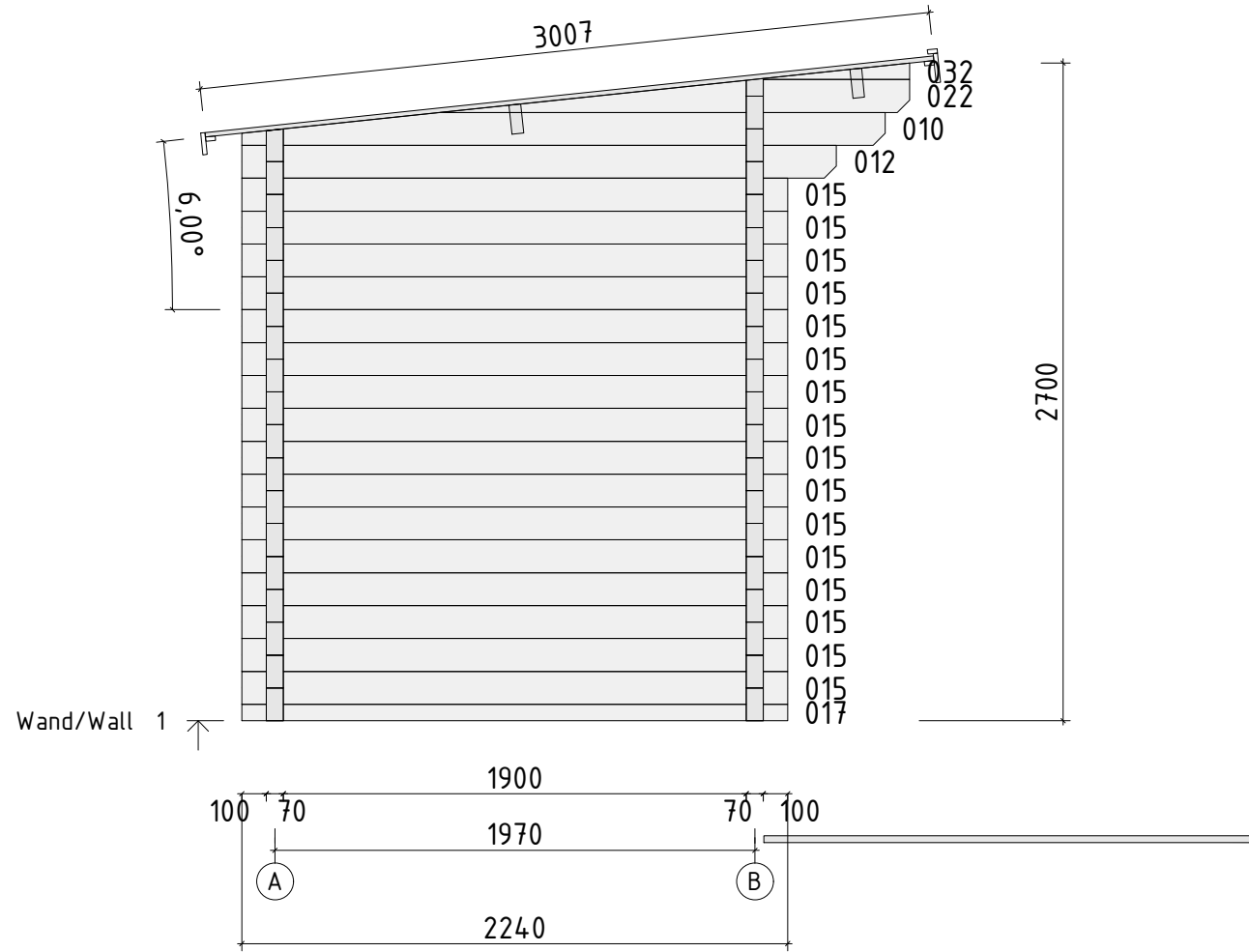
Wand/Wall B



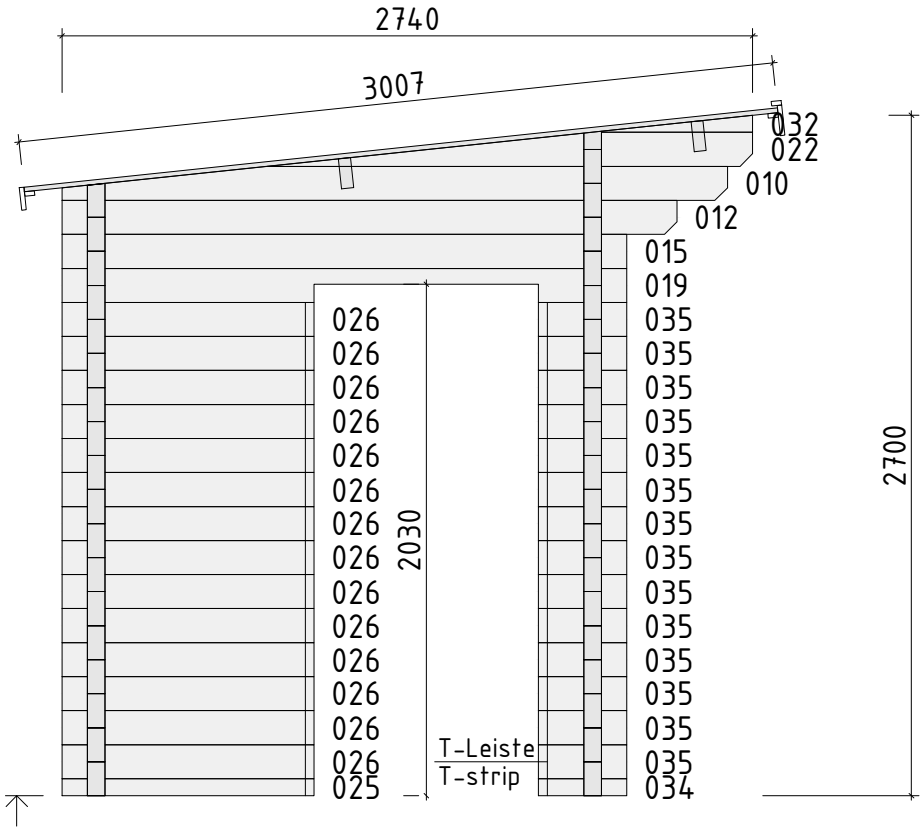
Name	Oliver II 224x620+SD_70		
Zeichnung/Drawing	WAND/WALL B		
Profil/Profile	7.0x13.5	Datum/Date	01.11.2021

Dachbretter
 Roof boards
 Traufenbretter
 Gable boards
 Traufenleisten
 Eaves strips

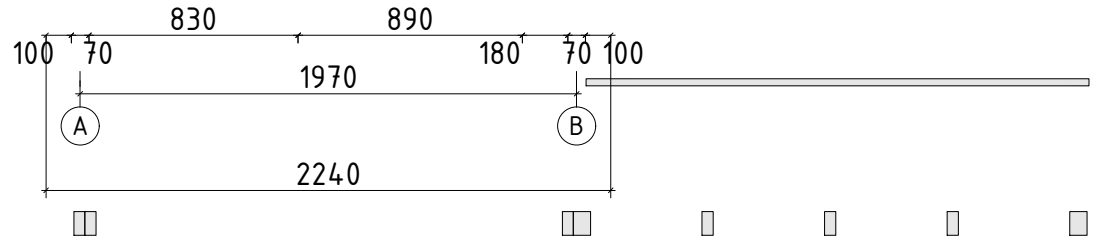
Traufendeckleisten
 Eaves cover strips
 Dachbretter
 Roof boards
 Traufenleisten
 Eaves strips
 Traufenbretter
 Eaves boards



Name	Oliver II 224x620+SD_70		
Zeichnung/Drawing	WAND/WALL 1		
Profil/Profile	7.0x13.5	Datum/Date	01.11.2021



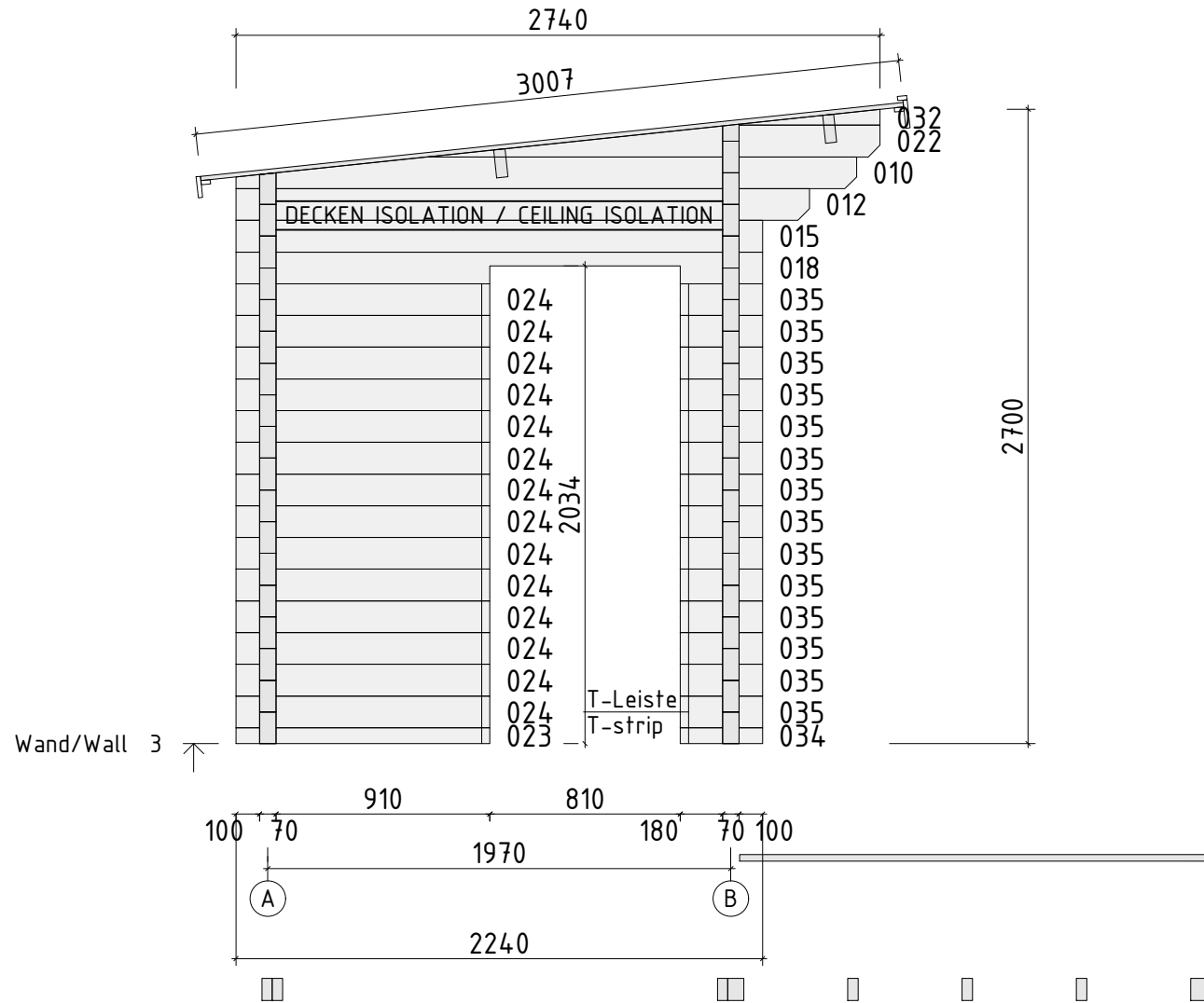
Wand/Wall 2



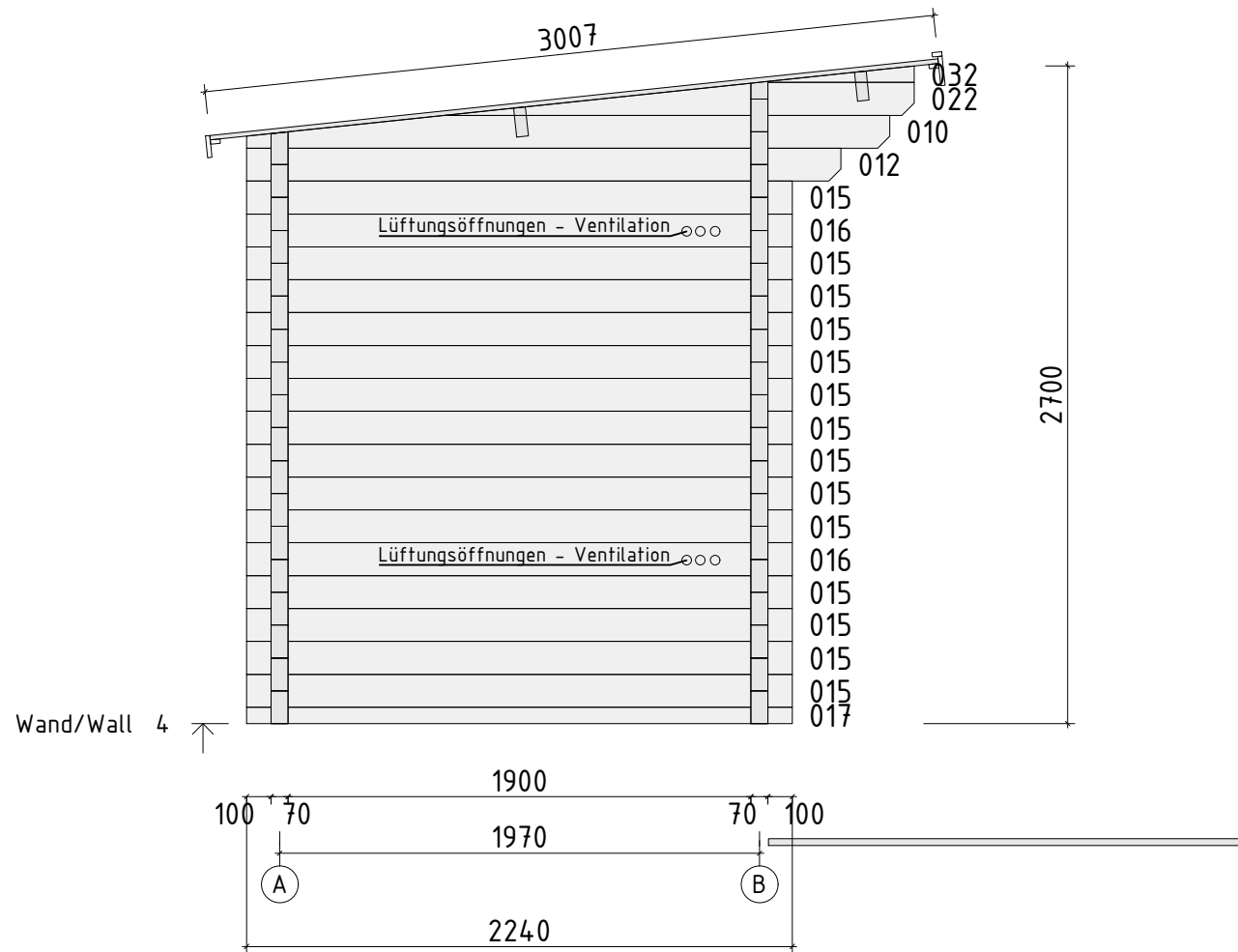
Cross-section detail of the wall and floor assembly with the following labels:

- Wandbohlen
- Wall logs
- Fussbodenleiste
- Floor strip
- Fussbodenbretter
- Floor boards
- Terrassenbretter
- Terrace boards
- Fundamenthölzer
- Foundation beams
- Dimension: 20

Name	Oliver II 224x620+SD_70	
Zeichnung/Drawing	WAND/WALL 2	
Profil/Profile	7.0x13.5	Datum/Date
		01.11.2021



Name	Oliver II 224x620+SD_70		
Zeichnung/Drawing	WAND/WALL 3		
Profil/Profile	7.0x13.5	Datum/Date	01.11.2021



Die Bohlen mit Lüftungsöffnungen können je nach Bedarf höher oder niedriger eingesetzt werden. Bitte achten Sie darauf dass die Lüftungsöffnungen von innen nicht mit der Saunabank bedeckt werden!

Logs with ventilation holes can be placed higher or lower. Please make sure it doesn't get covered with sauna bench!

Name	Oliver II 224x620+SD_70		
Zeichnung/Drawing	WAND/WALL 4		
Profil/Profile	7.0x13.5	Datum/Date	01.11.2021