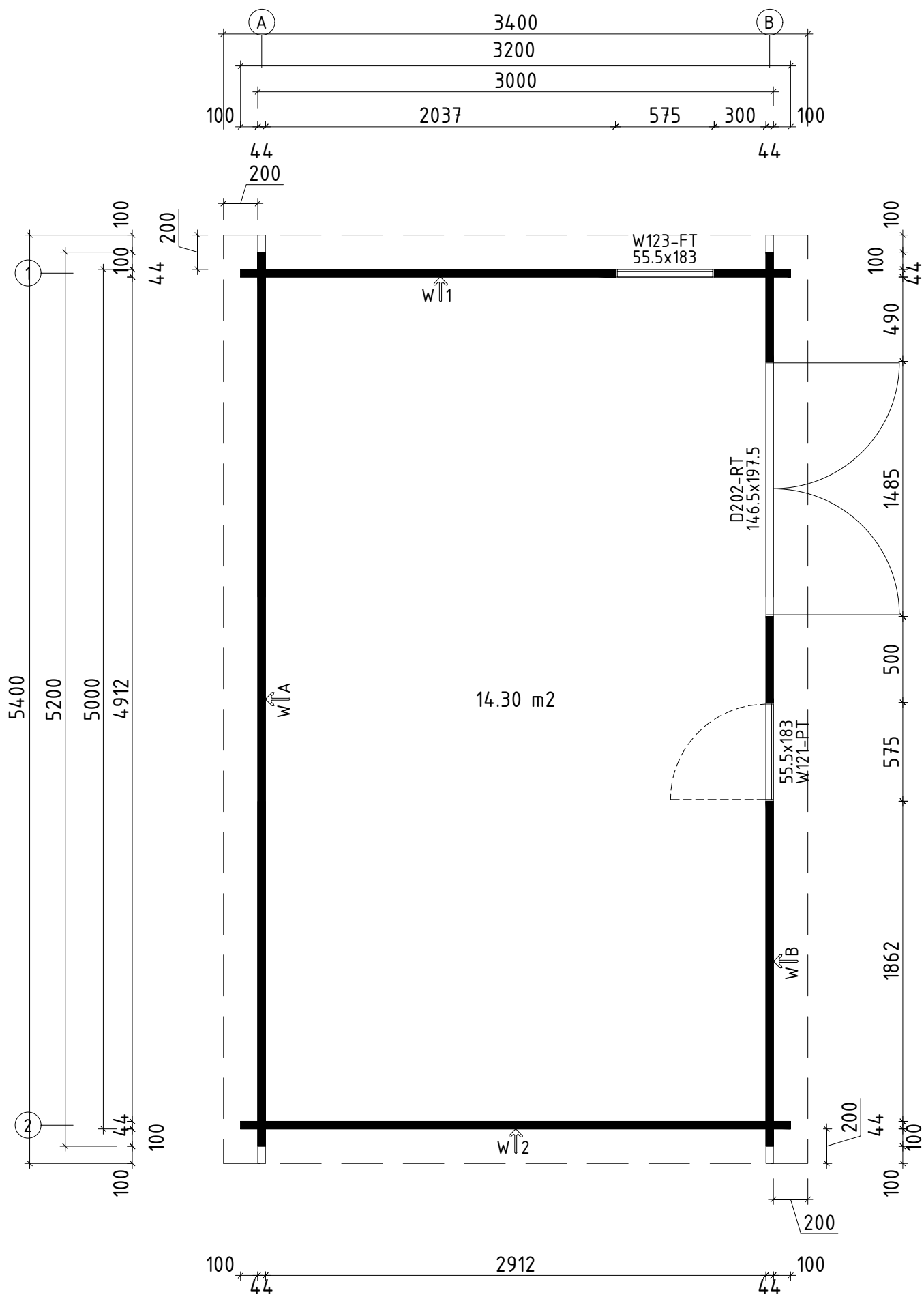

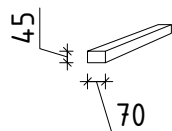
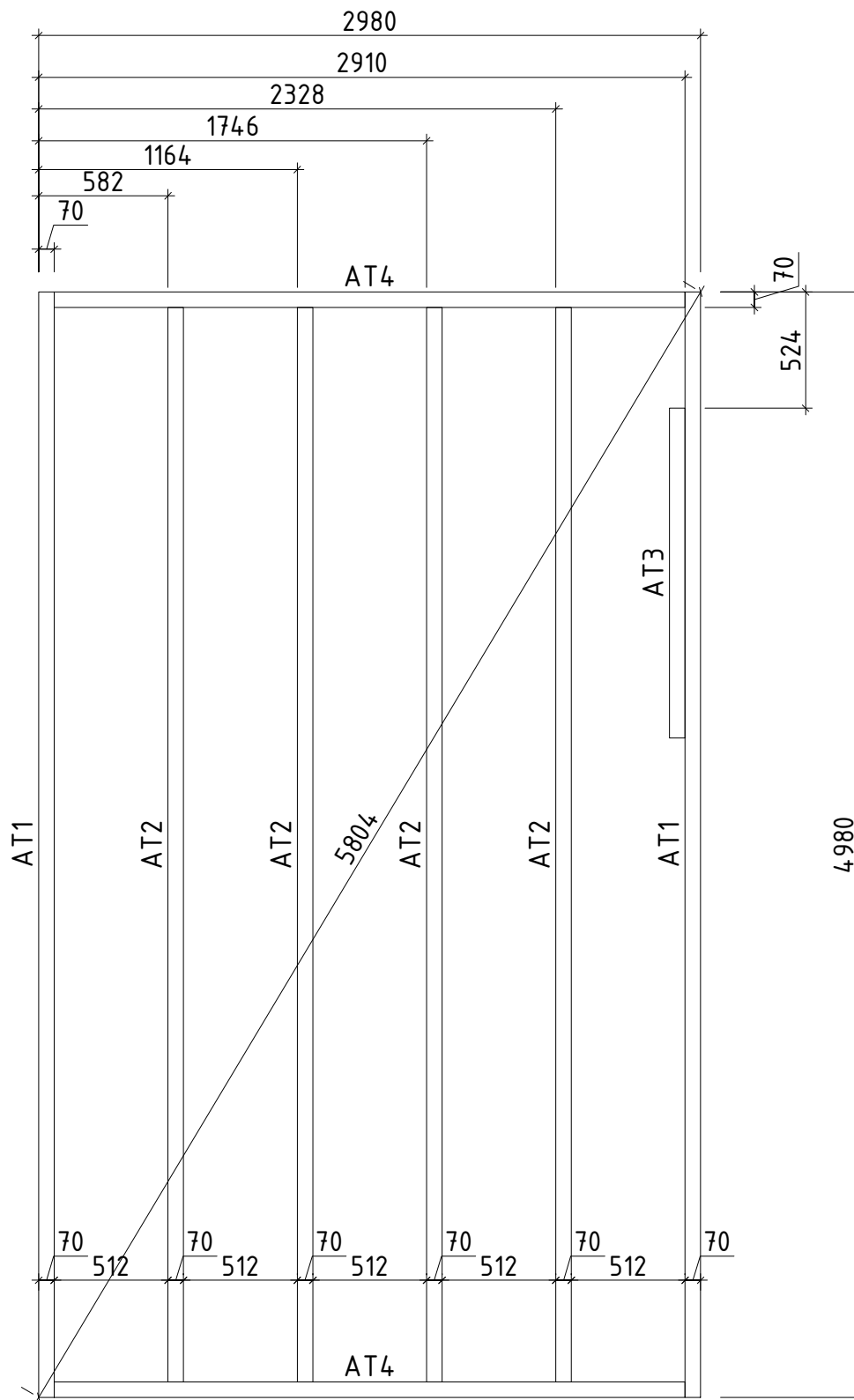



Name	Ryan 1 320x520 44	SKU	G0303
Drawing/Zeichnung	3D	Format	
Profile/Profil	4.4x13.5	Scale/Maßstab	Date
			29.05.2023

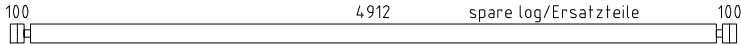
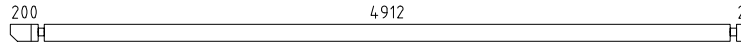
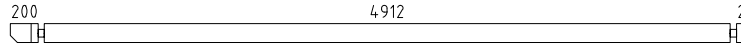
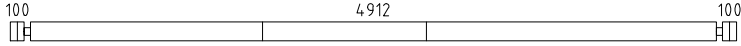
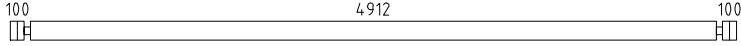
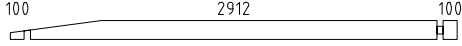
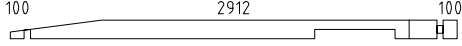
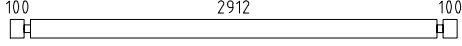
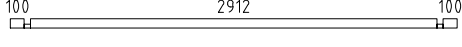

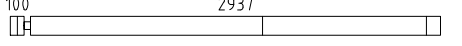
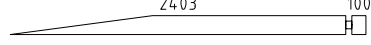




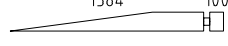












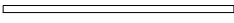
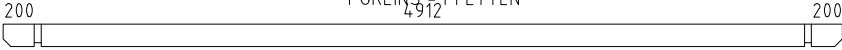





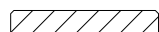


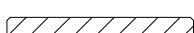




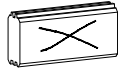








Opening and fixed window positions can be interchanged.  
 Positionen für feststehende Fenster und Fenster zum Offnen können miteinander getauscht werden.

 <a href="http://www.hansa24.com">www.hansa24.com</a>	Name Ryan 1 320x520 44		SKU G0303
	Drawing/Zeichnung Plan_Grundplan		Format A3
	Profile/Profil 4.4x13.5	Scale/Maßstab 1:30	Date 20.02.2023



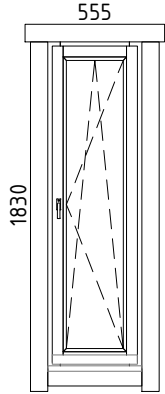



 www.hansa24.com	Name Ryan 1 320x520 44		SKU G0303
	Drawing/Zeichnung Foundation beams_Lagerholzplan		Format A3
	Profile/Profil 4.4x13.5	Scale/Maßstab 1:30	Date 20.02.2023

Pos	Model Ryan 1 320x520 44	Pcs	Profile (mm)	Length (mm)
	Notice! The gable pieces can be partly pre-assembled! Please notice - those differ from the description given in the specification list.			
	Achtung! Die Giebelbohlen können teilweise schon vormontiert sein! Bitte beachten - diese erscheinen nicht ganz so wie in der Teilliste beschrieben.			
004		1	44x135	5200
001		1	44x122	5400
002		1	44x135	5400
003		1	44x135	5200
004		15	44x135	5200
005		1	44x135	3200
006		1	44x135	3200
007		14	44x135	3200
008		2	44x68	3200
009		1	44x135	3200
010		1	44x135	3081
011		2	44x135	2547
012		13	44x135	2181
013		7	44x135	2006
014		4	44x135	2006
015		3	44x135	2006
016		2	44x135	1528
017		15	44x135	634
018		2	44x68	509
019		10	44x135	500
020		4	44x135	500
021		6	44x135	444
022		4	44x135	444
023		3	44x135	444
AT1	FOUNDATION BEAMS (impregnated) - FUNDAMENTHÖLZER (imprägniert) 	2	70x45	4980
AT2	FOUNDATION BEAMS (impregnated) - FUNDAMENTHÖLZER (imprägniert) 	4	70x45	4840
Kood	Ryan 1 320x520 44	Materjal	File Ryan 1 320x520 44.dwg	Leht 1/6

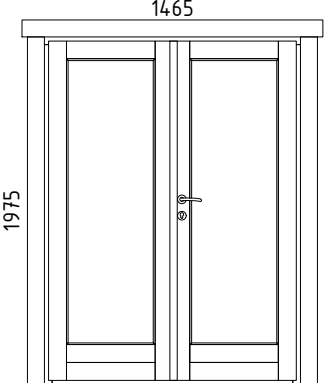



Pos	Model Ryan 1 320x520 44		Pcs	Profile (mm)	Length (mm)
AT4	FOUNDATION BEAMS (impregnated) - FUNDAMENTHÖLZER (imprägniert) 		2	70x45	2840
AT3	FOUNDATION BEAMS (impregnated) - FUNDAMENTHÖLZER (imprägniert) 		1	70x45	1485
PR1	PURLINS - PFETTEN 		3	70x145	5400
	ROOF BOARDS - DACHBRETTER		48+1	113x18	3430
	FLOOR BOARDS - FUSSBODENBRETTER		44+1	113x18	2907
	Ceiling mouldings - Deckenleisten			15x28	19 cm/lfm
	Floor mouldings - Fussbodenleisten			18x40	17 cm/lfm
RLA 02-1	Eave board - Traufenbrett 18x120		1	18x120	5436
RLA 01-1	Eave board - Traufenbrett 18x95		1	18x95	5400
RKL 01-1	Eave cover slat - Traufendeckleiste 18x40		1	18x40	5436
RLI01-1	Eave slat - Traufenleiste 18x40			18x40	11.8 cm/lfm
VLA 02-1	Gable board - Giebelbrett 18x120		2	18x120	3448
VKL 01-1	Gable cover slat - Giebeldeckleiste 18x40		2	18x40	3430
ÜV1	Metal bar - Metallstange Ø10		6	Ø10	900
ÜV2	Metal bar - Metallstange Ø10		2	Ø10	770
ÜV3	Metal bar - Metallstange Ø10		1	Ø10	630
LK	Hit block - Schlaghölzer		3		
N-0 2503	Nails - Nägel 2.5x60 for floor boards - für Fussbodenbretter		528		
N-0 2501	Nails - Nägel vierkant 2.5x50 for ceiling boards - für Dachbretter		480		
KR-0 3001	Screws - Schrauben 3.0x30 for ceiling mouldings - für Deckenleisten		36		
KR-0 3002	Screws - Schrauben 3.0x30 for eave slats - für Traufenleisten		24		
KR-0 3003	Screws - Schrauben 3.0x30 for floor mouldings - für Fussbodenleisten		32		
KR-0 3525	Screws - Schrauben 3.5x45 C3 for eave boards - für Traufenbretter		24		
KR-0 3526	Screws - Schrauben 3.5x45 C3 for eave cover slats - für Traufendeckleisten		12		
KR-0 3527	Screws - Schrauben 3.5x45 C3 for gable boards - für Giebelbretter		16		
Kood	Ryan 1 320x520 44	Materjal	File	Ryan 1 320x520 44.dwg	Leht 2/6

Pos	Model Ryan 1 320x520 44		Pcs	Profile (mm)	Length (mm)
KR-0 3521	Screws - Schrauben 3.5x45 C3 for gable cover slats - für Giebeldeckleisten		16		
KR-0 5080	Screws - Schrauben 5.0x100 for foundation beams - für Fundamenthölzer		36		
KL1	Threaded rod - Gewindestange M8		4		2000
KL2	Threaded rod - Gewindestange M8		2		447
KL3	Threaded rod - Gewindestange M8		2		55
	Nut - Mutter M8		4		
	Washer - Scheibe M8x24		4		
	Extended nut - Langmutter M8		4		
	Drive-in nut - Einschlagmutter M8		4		
Kood	Ryan 1 320x520 44	Materjal	File	Ryan 1 320x520 44.dwg	Leht 3/6

Pos	Model Ryan 1 320x520 44	Pcs	Profile (mm)	Length (mm)
	WINDOW 555x1830 W5-S44F-0XT-05551830 W123-FT Tempered glass - Gehärtetes Glas Fixed - Fix	1		
VIHM 01-1	Rain deflector - Regenabweiser	1	36x134	755
KR-0 3524	Screws - Schrauben 3.5x45 C3 for door and window trims - für Tür- und Fensterleisten	24		
KR-0 4001	Screws - Schrauben 4.0x60 C3 for rain deflector - für Regenabweiser	2		
Kood	Ryan 1 320x520 44	Materjal	File	Ryan 1 320x520 44.dwg
			Leht	4/6

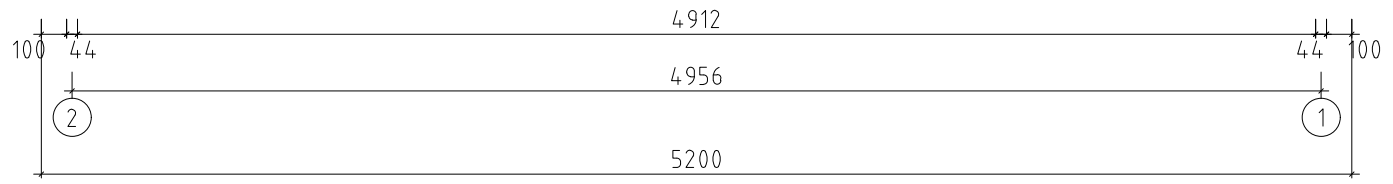
Pos	Model Ryan 1 320x520 44	Pcs	Profile (mm)	Length (mm)	
	WINDOW 555x1830 W5-S44P-0XT-05551830  W121-PT Right handed - DIN rechts Tempered glass - Gehärtetes Glas Opens inside - Öffnet innen	1			
VIHM 01-1	Rain deflector - Regenabweiser		1	36x134	755
KR-0 3524	Screws - Schrauben 3.5x45 C3 for door and window trims - für Tür- und Fensterleisten		24		
KR-0 4001	Screws - Schrauben 4.0x60 C3 for rain deflector - für Regenabweiser		2		
Kood	Ryan 1 320x520 44	Materjal	File	Ryan 1 320x520 44.dwg	Leht 5/6




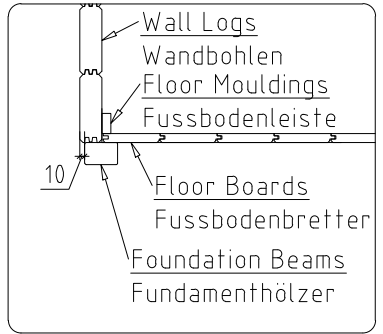
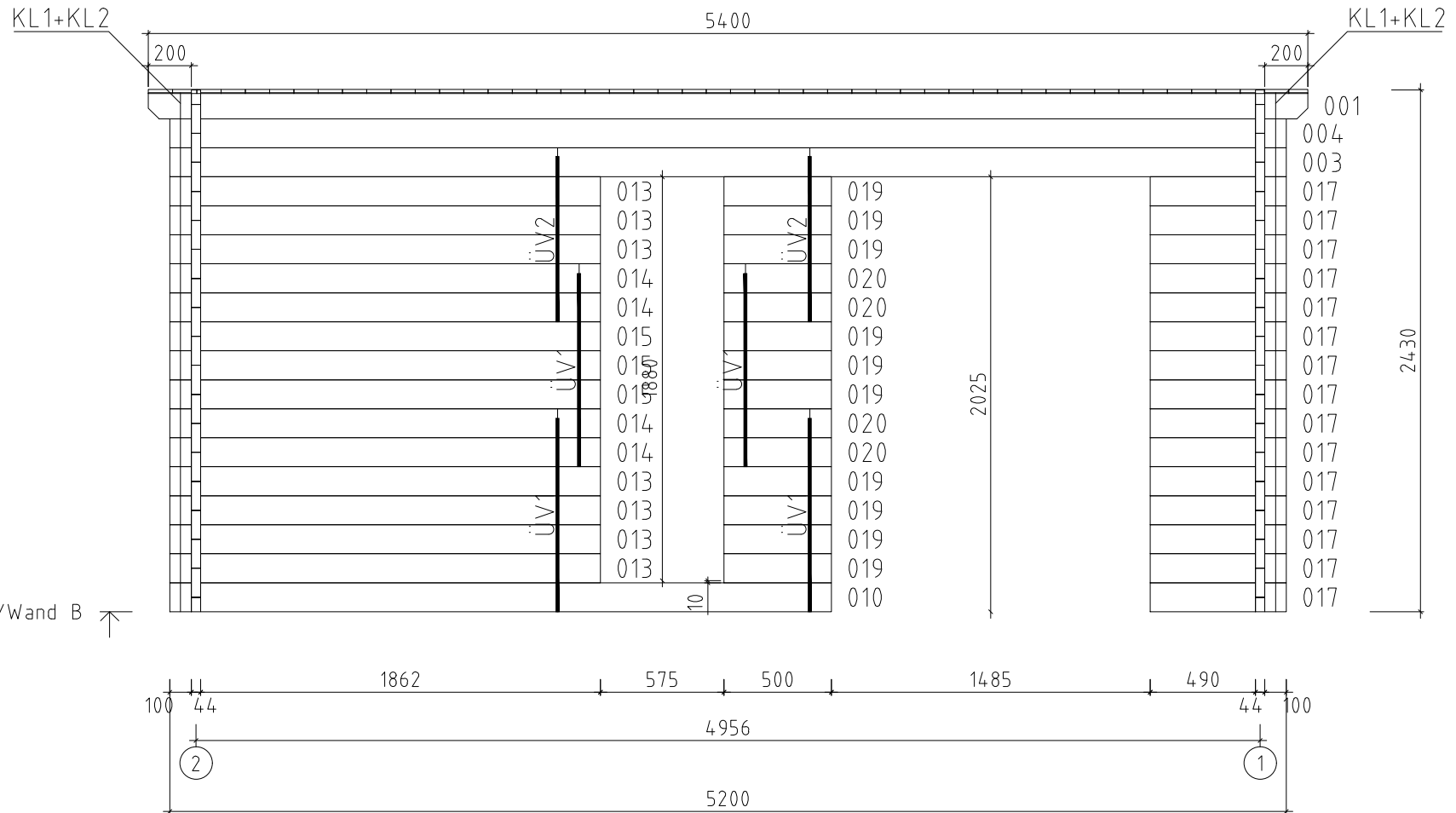
Pos	Model Ryan 1 320x520 44	Pcs	Profile (mm)	Length (mm)	
	DOOR 1465x1975 D5-D44R-0XT-14651975  D202-RT Right handed - DIN rechts Tempered glass - Gehärtetes Glas Opens outside - Öffnet aussen	1			
VIHM 01-2	Rain deflector - Regenabweiser		1	36x134	1665
KR-0 3524	Screws - Schrauben 3.5x45 C3 for door and window trims - für Tür- und Fensterleisten		28		
KR-0 4001	Screws - Schrauben 4.0x60 C3 for rain deflector - für Regenabweiser		4		
Kood	Ryan 1 320x520 44	Materjal	File	Ryan 1 320x520 44.dwg	Leht 6/6




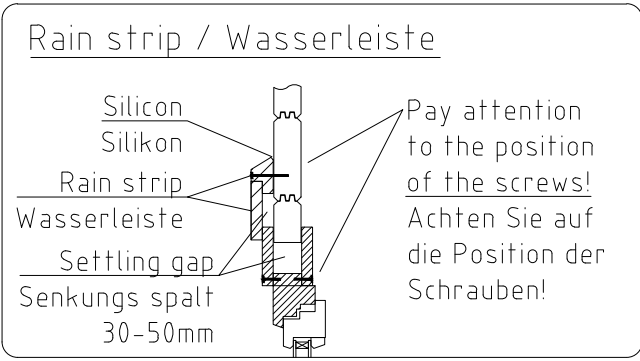
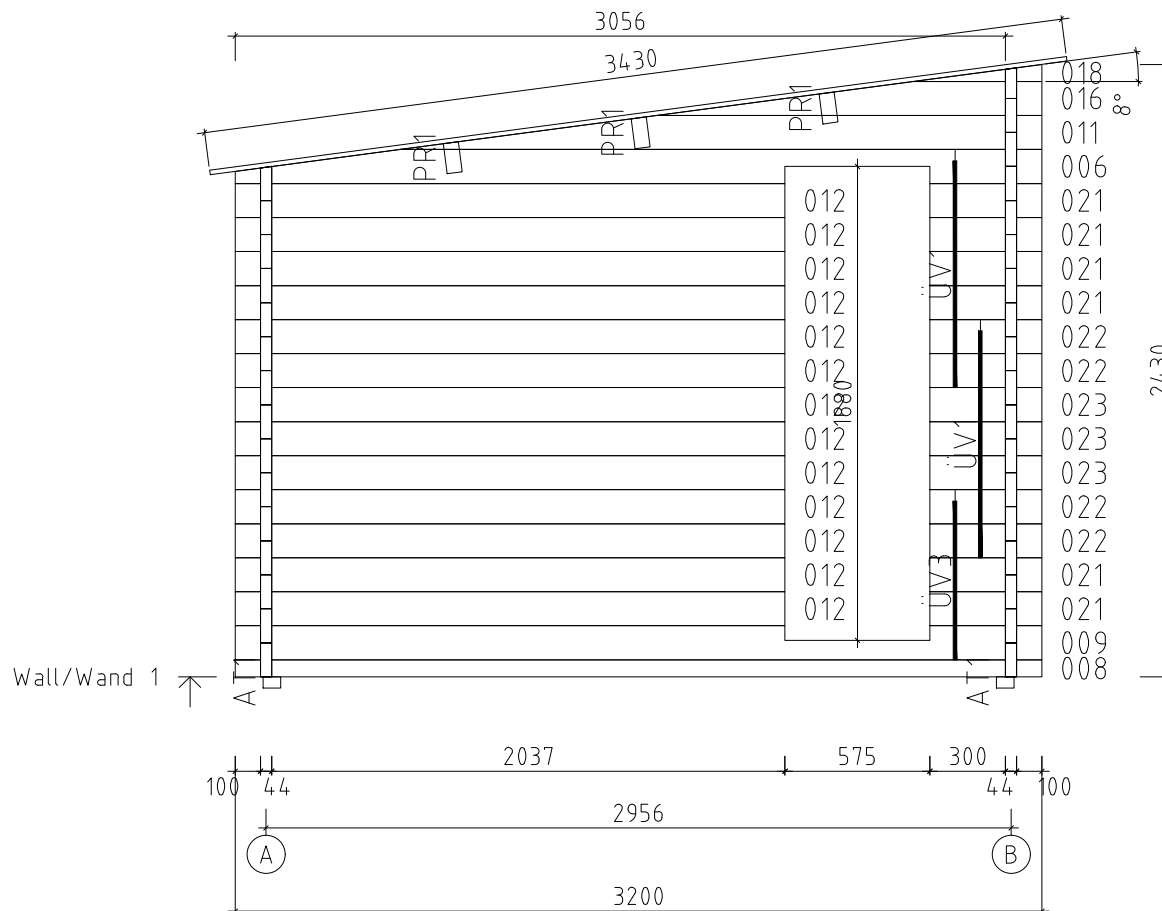
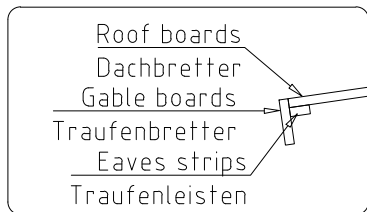
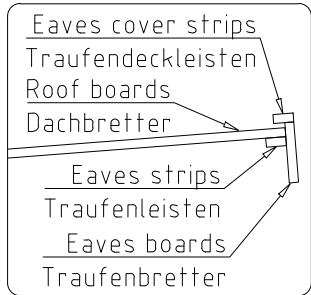
Wall/Wand A ↑




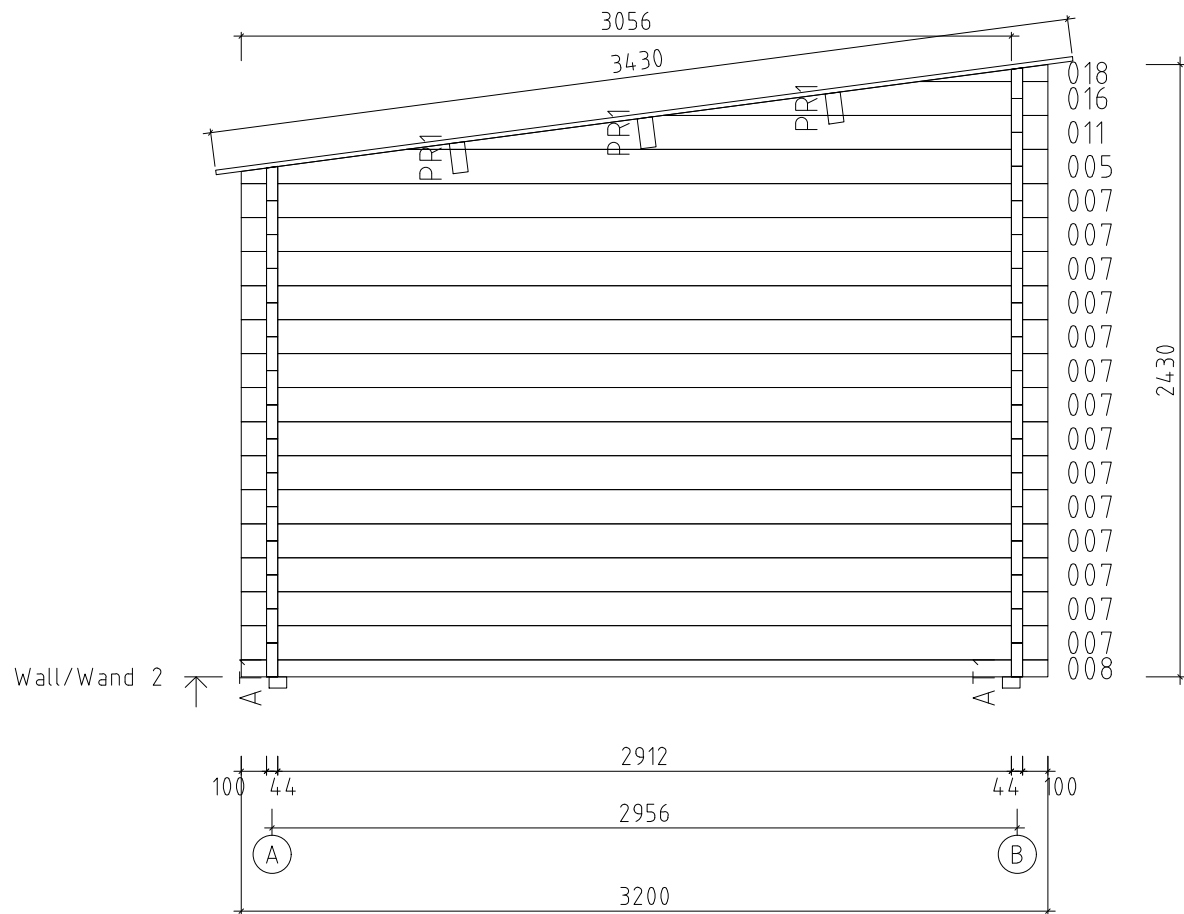
 <a href="http://www.hansa24.com">www.hansa24.com</a>	Name		Ryan 1 320x520 44	SKU	G0303
	Drawing/Zeichnung		Wall/Wand A	Format	A4
	Profile/Profil	4.4x13.5	Scale/Maßstab	1:30	Date




 <a href="http://www.hansa24.com">www.hansa24.com</a>	Name Ryan 1 320x520 44		SKU G0303
	Drawing/Zeichnung Wall/Wand B		Format A4
	Profile/Profil 4.4x13.5	Scale/Maßstab 1:30	Date 13.07.2023



 <a href="http://www.hansa24.com">www.hansa24.com</a>	Name Ryan 1 320x520 44		SKU G0303
	Drawing/Zeichnung Wall/Wand 1		Format A4
	Profile/Profil 4.4x13.5	Scale/Maßstab 1:30	Date 13.07.2023



 <a href="http://www.hansa24.com">www.hansa24.com</a>	Name Ryan 1 320x520 44		SKU G0303
	Drawing/Zeichnung Wall/Wand 2		Format A4
	Profile/Profil 4.4x13.5	Scale/Maßstab 1:30	Date 13.07.2023