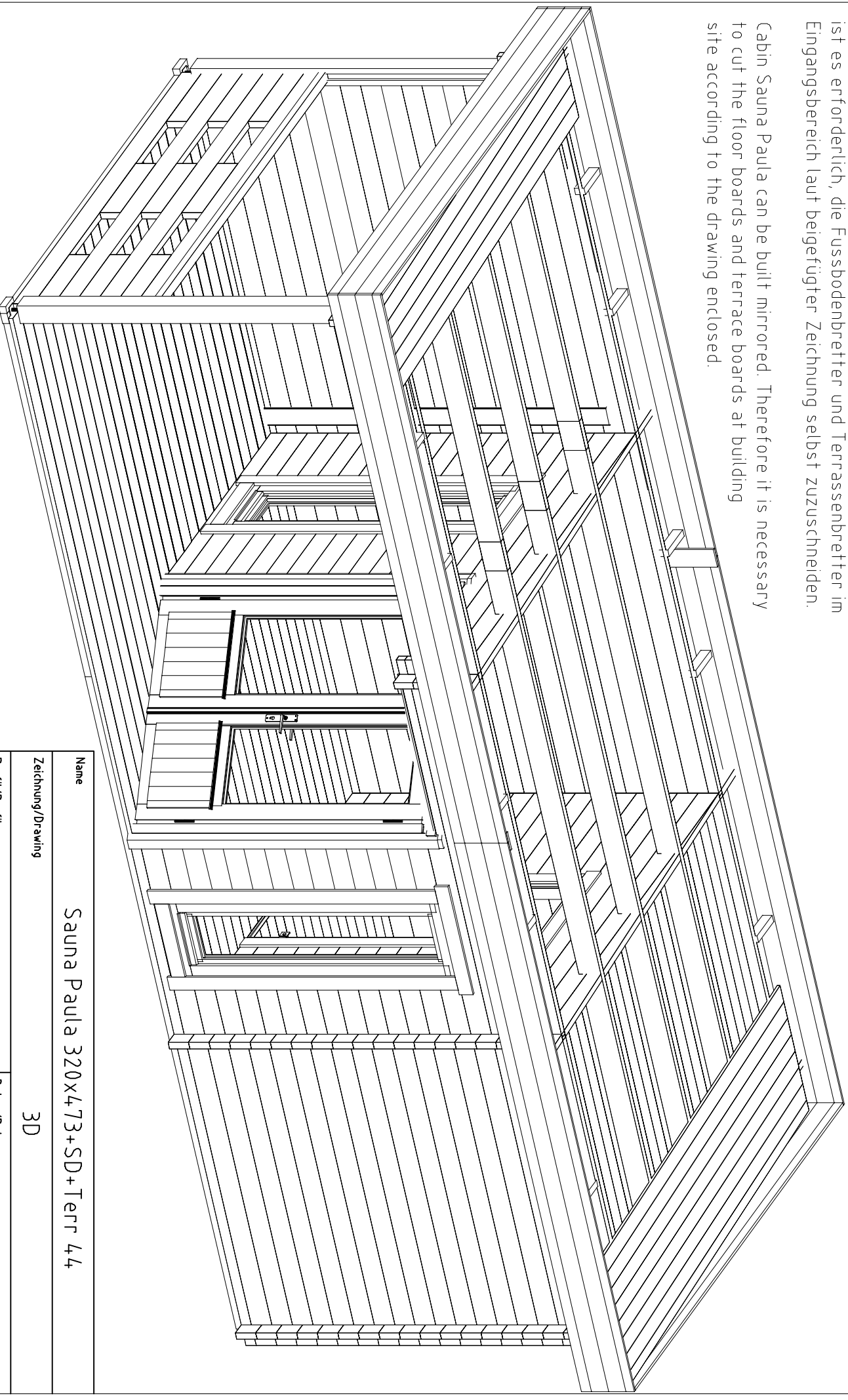


Das Haus Sauna Paula lässt sich auch spiegelverkehrt aufbauen. Darum ist es erforderlich, die Fußbodenbretter und Terrassenbretter im Eingangsbereich laut beigelegter Zeichnung selbst zuzuschneiden.

Cabin Sauna Paula can be built mirrored. Therefore it is necessary to cut the floor boards and terrace boards at building site according to the drawing enclosed.



Name

Sauna Paula 320x473+SD+Terr 44

Zeichnung/Drawing

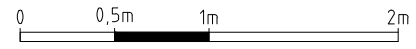
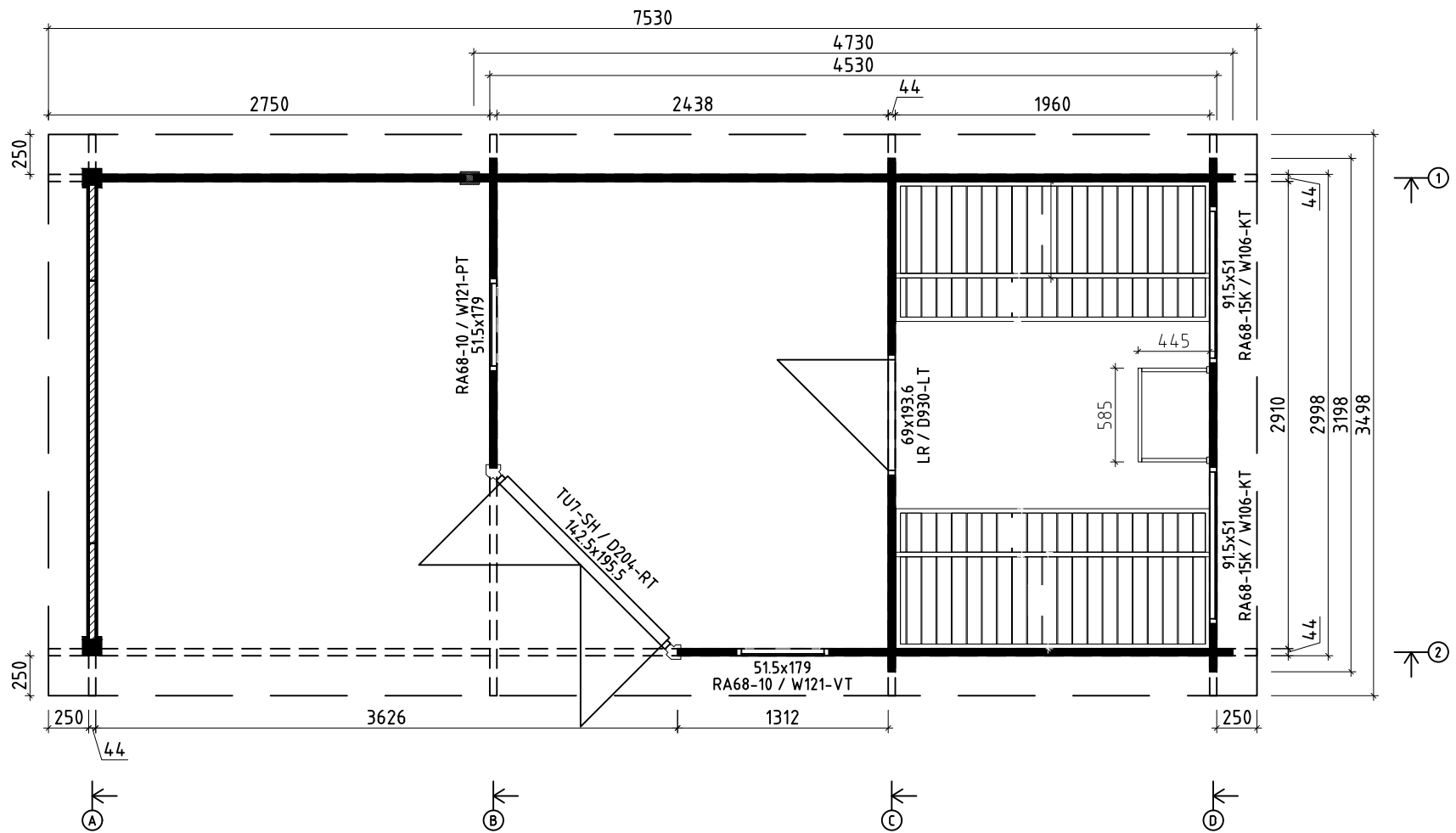
3D

Profil/Profile

4.4x13.5

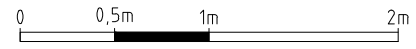
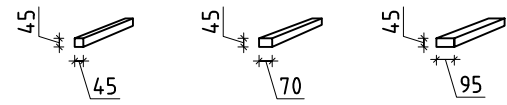
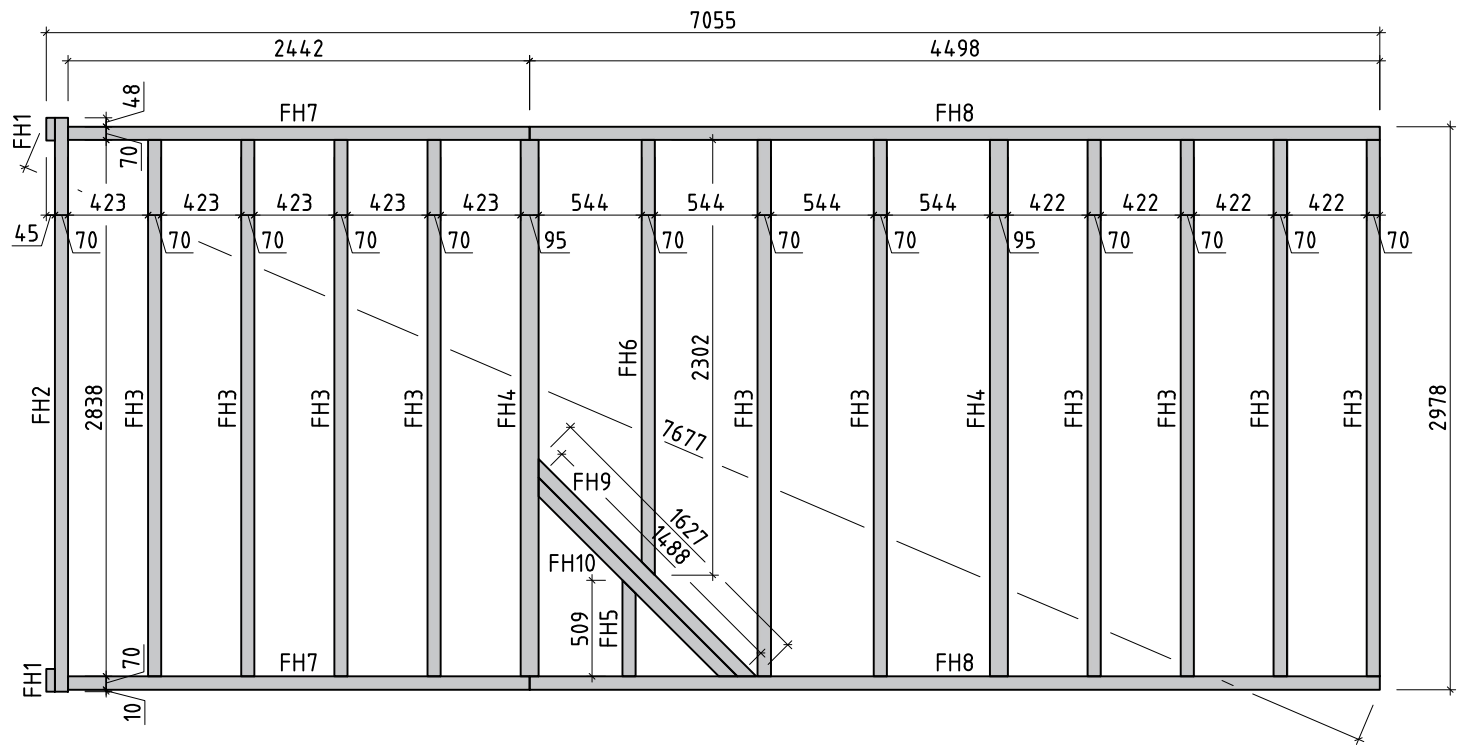
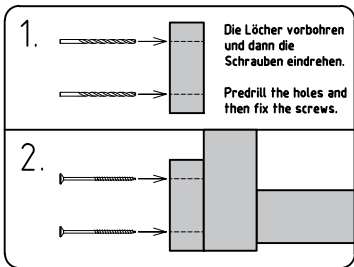
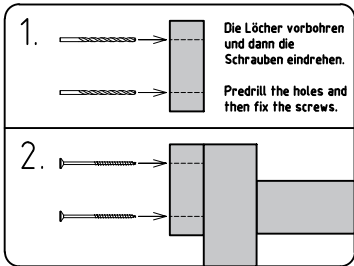
Datum/Date

13.03.2023
























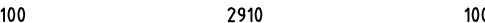
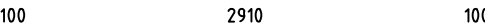
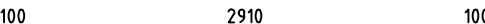


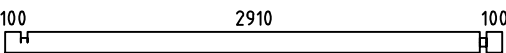



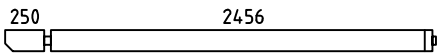
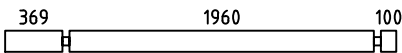


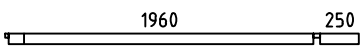
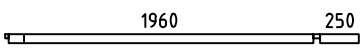
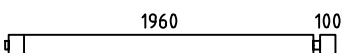
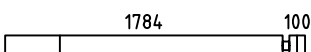
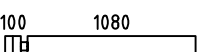
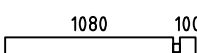
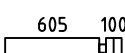

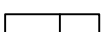
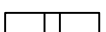







Q5 – Qualitätsklasse für Fenster und Türen/  
Quality class for windows and doors












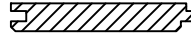
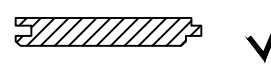
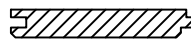
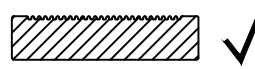





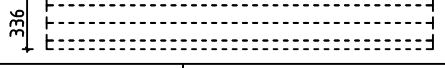
Name				Sauna Paula 320x473+SD+Terr 44			
Zeichnung/Drawing				Grundplan_Plan			
Maßstab/Scale	1:40	Profil/Profile	4.4x13.5	Druck auf	A4	Datum/Date	13.03.2023


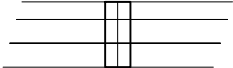
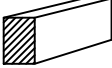



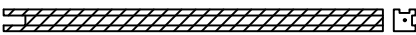
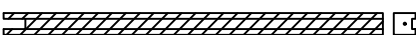

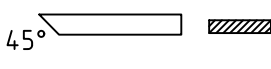



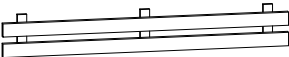

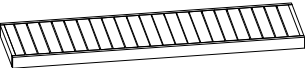
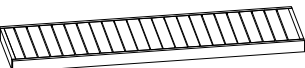










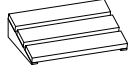











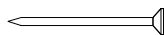










Name				Sauna Paula 320x473+SD+Terr 44			
Zeichnung/Drawing				Laherholzplan_Foundation plan			
Maßstab/Scale	1:40	Profil/Profile	4.4x13.5	Druck auf	A4	Datum/Date	13.03.2023

Pos	Teileliste/Specification Sauna Paula 320x473+SD+Terr 44	Stck Pcs.	Profil Profile (mm)	Länge Length (mm)
000	Extra log 	1	44x135	5254
001		1	44x57	5254
002		1	44x68	5254
003		1	44x135	5104
004		1	44x135	5104
005		1	44x135	4758
006		1	44x135	4758
007		1	44x68	4730
008		12	44x135	4730
009		2	44x135	4730
010		2	44x135	4730
011		1	44x135	4730
012		1	44x135	3460
013		1	44x68	3460
014		1	44x135	3348
015		1	44x135	3348
016		1	44x135	3348
017		1	44x135	3348
018		2	44x135	3204
019		2	44x135	3204
020		3	44x135	3198
021		10	44x135	3198
022		1	44x135	3198
023		1	44x135	3198
024		1	44x135	3198
025		1	44x135	3198

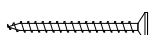






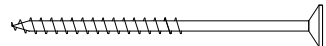
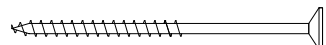
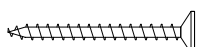

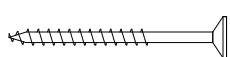




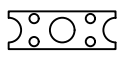








Pos	Teitelist/Specification Sauna Paula 320x473+SD+Terr 44	Stck Pcs.	Profil Profile (mm)	Länge Length (mm)
026		1	44x135	3198
027		1	44x135	2836
028		3	44x135	2836
029		1	44x135	2772
030		1	44x135	2772
031		13	44x135	2517
032		1	44x68	2288
033		15	44x135	2288
034		1	44x68	2276
035		1	44x57	2276
036		2	44x135	2126
037		1	44x135	1928
038		15	44x135	1224
039		15	44x135	1224
040		14	44x135	749
041		4	44x135	648
042		10	44x135	605
043		4	44x135	605
044		9	44x135	600
045		9	44x135	369
046		4	44x135	369
047		8	44x135	300
FH4	FUNDAMENTHOLZ (imprägniert) - FOUNDATION BEAM (impregnated) 	2	95x45	2838
FH8	FUNDAMENTHOLZ (imprägniert) - FOUNDATION BEAM (impregnated) 	2	70x45	4498
FH2	FUNDAMENTHOLZ (imprägniert) - FOUNDATION BEAM (impregnated) 	1	70x45	3036

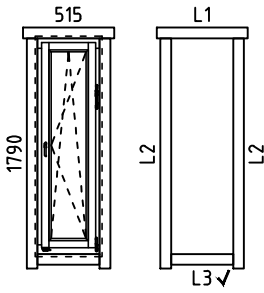
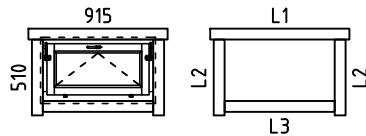
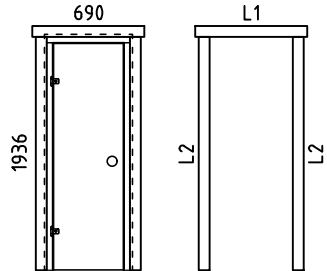
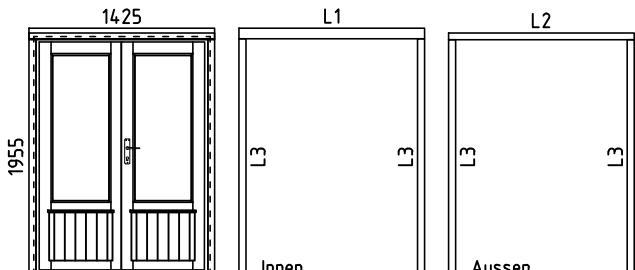
Pos	Teilliste/Specification Sauna Paula 320x473+SD+Terr 44	Stck Pcs.	Profil Profile (mm)	Länge Length (mm)
FH3	FUNDAMENTHOLZ (imprägniert) - FOUNDATION BEAM (impregnated) 	10	70x45	2838
FH7	FUNDAMENTHOLZ (imprägniert) - FOUNDATION BEAM (impregnated) 	2	70x45	2442
FH6	FUNDAMENTHOLZ (imprägniert) - FOUNDATION BEAM (impregnated) 	1	70x45	2302
FH9	FUNDAMENTHOLZ (imprägniert) - FOUNDATION BEAM (impregnated) 	1	70x45	1627
FH10	FUNDAMENTHOLZ (imprägniert) - FOUNDATION BEAM (impregnated) 	1	70x45	1488
FH5	FUNDAMENTHOLZ (imprägniert) - FOUNDATION BEAM (impregnated) 	1	70x45	509
FH1	FUNDAMENTHOLZ (imprägniert) - FOUNDATION BEAM (impregnated) 	2	45x45	120
HL1	HANDLAUF - HANDRAIL 	1	65x44	2836
HS1	HOLZSCHWELLE - THRESHOLD (unter der Saunatur - under Sauna door) 	1	49x18	745
PF2	PFETTEN - PURLINS 	3	44x145	5280
PF1	PFETTEN - PURLINS 	3	44x145	2450
	DACHBRETTEN - ROOF BOARDS 	67+1	113x18	3401
	FUSSBODENBRETTEN - FLOOR BOARDS 	26+1	113x18	2433
	FUSSBODENBRETTEN - FLOOR BOARDS 	26	113x18	1955
	TERRASSENBRETTEN (imprägniert) - TERRACE BOARDS (impregnated)  	1	120x28	14x 2451  8x 2580- 3455  2x 3578
	DECKENLEISTEN - CEILING STRIPS 		15x28	22.0 lfm/rm
	FUSSBODENLEISTEN - FLOOR STRIPS 		18x40	21.0 lfm/rm
A44-1	ADAPTER 44 Obere seite Upper side  	1	80x120	2193
BL-1	DACHBLENDEN - PARAPET 336mm 	2	18x336	3498
Kood	Sauna Paula 320x473+SD+Terr 44	Materjal		Leht 3/7

Pos	Teilleiste/Specification Sauna Paula 320x473+SD+Terr 44		Stck Pcs.	Profil Profile (mm)	Länge Length (mm)	
BL-2	DACHBLENDEN - PARAPET 336mm		4	18x336	3783	
VL-1	DACHBLENDEN- Verbindungsleisten - PARAPET- connecting strips		2	18x120	336	
BS-1	DACHBLENDEN- Blendenstützen - PARAPET- Parapet support 44x65		10	44x65	250	
UPB-1	DACHBLENDEN- U-Profil für Blenden - PARAPET- U-Profile		✓	65x44	23.0 lfm/rm	
DPL-1	DACHPAPPENLEISTEN - ROOFING FELT STRIPS 15x28		✓	15x28	15.0 lfm/rm	
T06-1	TRAUFENLEISTEN - EAVES STRIPS 18x40		✓	18x40	16.0 lfm/rm	
TP1 20-1	STÜTZPFOSTE - SUPPORT POST 120x120		1	120x120	2090	
TP1 20-2	STÜTZPFOSTE - SUPPORT POST 120x120		1	120x120	2158	
DzT 40-1	ECKTÜR- Deckbrett zum Tür - CORNER DOOR- cover strip for door 40		1	18x40	1585	
VK1-1	ECKTÜR- Verkleidungsleisten für Vordachelement - CORNER DOOR- trim strips for canopy element 58mm		✓	2	58x18	1110
P9L2-1	ECKTÜR- linke Türpfoste - CORNER DOOR- left hand doorpost 44		1	90x90	2045	
P9R2-1	ECKTÜR- rechte Türpfoste - CORNER DOOR- right hand doorpost 44		1	90x90	2045	
VE1	ECKTÜR- Vordachelement - CORNER DOOR- canopy element 1435x745		1			
SA16-1	SAUNA- Bänke Zwischenstück - Benches spacer		2	40x300	1955	
SA15-1	SAUNA- Rücklehne - Backrest		2	40x250	1955	
SA0 4-1	SAUNA- Saunabank - Sauna bench 30cm		2	300x90	1955	
SA01-1	SAUNA- Saunabank - Sauna bench 60cm		2	600x90	1955	
SA11-1	SAUNA- Stützpfeiler für Saunabänke - Support posts for sauna benches		✓	2	44x65	500
SA11-2	SAUNA- Stützpfeiler für Saunabänke - Support posts for sauna benches		✓	2	44x65	1000
SA20-1	SAUNA- Trägleiste für Deckenisolation - Carrier strip for ceiling isolation		✓	2	35x35	2000
SA2 0-2	SAUNA- Trägleiste für Deckenisolation - Carrier strip for ceiling isolation		✓	2	35x35	3000
SA10-1	SAUNA- Trägleiste für Saunabänke - Carrier strip for sauna benches		✓	4	30x40	600
SA1 0-2	SAUNA- Trägleiste für Saunabänke - Carrier strip for sauna benches		✓	4	30x40	900
SA37	SAUNA- Bodenrost - Slatted floor mat		1			
SA31	SAUNA- Heizung Umbau - Heater cover (set 2)		1			
Kood	Sauna Paula 320x473+SD+Terr 44		Materjal		Leht 4/7	

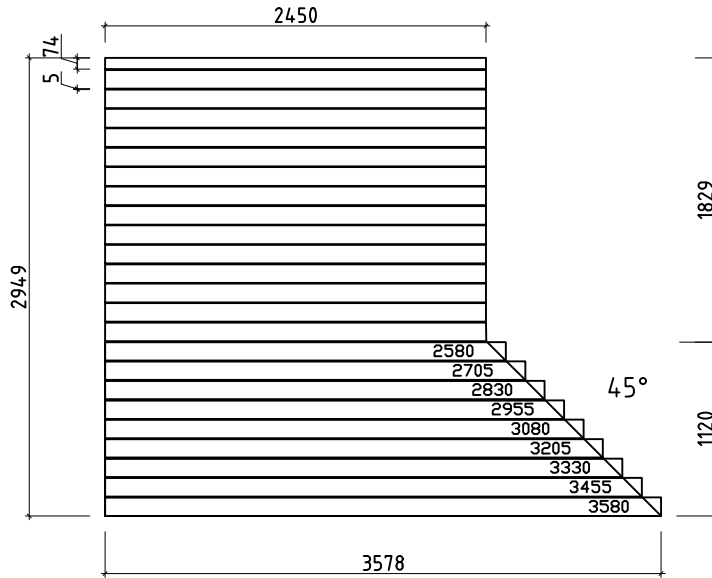
Pos	Teilleiste/Specification Sauna Paula 320x473+SD+Terr 44		Stck Pcs.	Profil Profile (mm)	Länge Length (mm)
SA35	SAUNA- Kopfstütze - Headrest		2		
SA36	SAUNA- Luftschieber - Air slide		3		
SA-8	Deckenisolation / Ceiling insulation		2 Elemente	ca 2900x975	
SH	SCHLAGHÖLZER - MOUNTING PIECES		3		
SA25-1	SAUNA- Dichtungsband für Deckenisolationselemente - Seal for ceiling insulation elements		1		10.0 lfm/rm
ML1	Metallstange - Metal bar		1	D10	1040
ML2	Metallstange - Metal bar		3	D10	900
ML3	Metallstange - Metal bar		1	D10	770
ML4	Metallstange - Metal bar		2	D10	630
ML5	Metallstange - Metal bar		4	D10	430
ML6	Metallstange - Metal bar		2	D10	420
NG2 550	NÄGEL - NAILS 2.5x50 Dachbretter - Roof boards		670		
NG2 550	NÄGEL - NAILS 2.5x50 Fussbodenbretter - Floor boards		520		
NG2 550	NÄGEL - NAILS 2.5x50 Holzschwelle - Threshold		3		
NG2 560	NÄGEL - NAILS 2.5x60 Terrassenbretter - Terrace boards		336		
SR3 030	Schrauben - Screws 3.0x30 Deckenleisten - Ceiling strips		44		
SR3 030	Schrauben - Screws 3.0x30 Fussbodenleisten - Floor strips		42		
SR3 030	Schrauben - Screws 3.0x30 Dachblenden Verbindungsleisten - Parapet Connecting strips		12		
SR3 030	Schrauben - Screws 3.0x30 Dachpappeleisten - Roofing felt		30		
SR303 0-002	Schrauben - Screws 3.0x30 Sauna- Bänke Zwischenstück - Benches spacer		12		
SR303 0-001	Schrauben - Screws 3.0x30 Sauna- Luftschieber - Air slide		18		
SR3 030	Schrauben - Screws 3.0x30 Traufenleisten - Eaves strips		32		
SR37	Schrauben - Screws 3.5x45 Fenster- und Türleisten - Window and door strips Deckbrett zum Tür - Cover strip for door Vordachelement - Canopy element Verkleidungsleisten für Vordachelement - Trim strips for canopy element		148		
Kood	Sauna Paula 320x473+SD+Terr 44		Materjal		Leht 5/7



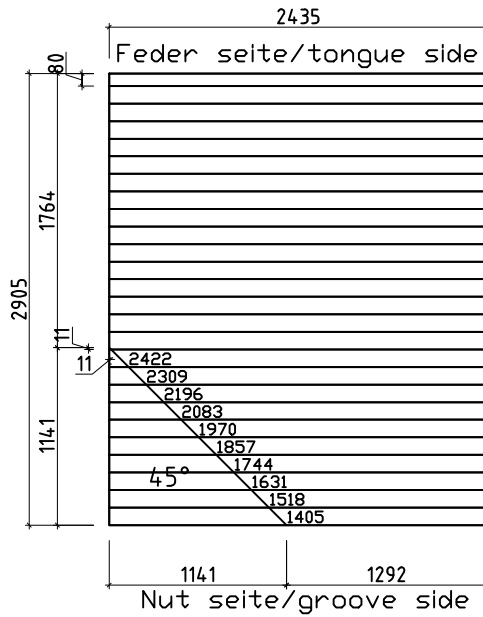
Pos	Teilliste/Specification Sauna Paula 320x473+SD+Terr 44		Stck Pcs.	Profil Profile (mm)	Länge Length (mm)
SR354 5-002	Schrauben - Screws 3.5x45	Sauna- Heizung Umbau - Heater cover 	12		
SR3 545	Schrauben - Screws 3.5x45	U-Profil für Blenden - Parapet U-Profile 	46		
SR354 5-001	Schrauben - Screws 3.5x45	Verbindungsstreifen - Connecting strip 	24		
SR3 545	Schrauben - Screws 3.5x45	Handlauf - Handrail 	7		
SR406 0-003	Schrauben - Screws 4.0x60	Sauna- Rücklehne - Backrest 	12		
SR406 0-001	Schrauben - Screws 4.0x60	Sauna- Trägleiste für Deckenisolation - Carrier strip for ceiling isolation 	34		
SR406 0-002	Schrauben - Screws 4.0x60	Sauna- Trägleiste für Saunabänke - Carrier strip for sauna benches 	28		
SR5 0100	Schrauben - Screws 5.0x100	Fundamenthölzer - Foundation beams 	88		
SR5 0100	Schrauben - Screws 5.0x100	Pos- Log 011, 013, 037 	8		
SR5 060	Schrauben - Screws 5.0x60	Verstellbare pfostenstütze - Post support 	8		
SR5 070	Schrauben - Screws 5.0x70	Blendenbefestigung - Parapet mounting 	56		
SR5 070	Schrauben - Screws 5.0x70	Blendenstützen - Parapet support 	20		
SR507 0-001	Schrauben - Screws 5.0x70	Sauna- Stützpfosten für Saunabänke - Support post for Sauna benches 	16		
SR5 070	Schrauben - Screws 5.0x70	Stützpfoste - Support post 	4		
SR507 0-002	Schrauben - Screws 5.0x70	Verstellbare pfostenstütze - Post support 	8		
SR62	Schrauben - Screws 6.0x140 (ASSY für Pfetten - for purlins) 		6		
VS	Verbindungsstreifen für verbinden der Wandbohlen - Connecting strip for connecting the wall parts 		6		
VP3	Verstellbare Pfostenstütze - Adjustable post support M20 		2		
KL1	Gewindestange - Threaded Rod M8 		4		2000
KL2	Gewindestange - Threaded Rod M8 		2		597
KL3	Gewindestange - Threaded Rod M8 		2		595
KL4	Gewindestange - Threaded Rod M8 		2		460
	Mutter - nut M8 U-Scheibe - washer Ø25  		12		
	Befestigungsmutter - fixing nut M8 		4		
Kood	Sauna Paula 320x473+SD+Terr 44		Materjal		Leht 6/7

Pos	Teilleiste/Specification Sauna Paula 320x473+SD+Terr 44	Stck Pcs.	Profil Profile (mm)	Länge Length (mm)												
	<p>FENSTER 515x1790 Q5 W5-S44P-0XT-05151790 W5-S44V-0XT-05151790</p>  <p>W121-PT; W121-VT</p> <table border="0"> <tr><td>L1</td><td>18x90</td><td>L=755mm</td><td>2x</td></tr> <tr><td>L2</td><td>18x90</td><td>L=1910mm</td><td>4x</td></tr> <tr><td>L3</td><td>18x90</td><td>L=515mm</td><td>2x ✓</td></tr> </table> <p>1x DIN rechts/right handed 1x DIN links/left handed</p>	L1	18x90	L=755mm	2x	L2	18x90	L=1910mm	4x	L3	18x90	L=515mm	2x ✓	1+1		
L1	18x90	L=755mm	2x													
L2	18x90	L=1910mm	4x													
L3	18x90	L=515mm	2x ✓													
	<p>FENSTER 915x510 Q5 W5-S44K-0XT-09150510</p>  <p>W106-KT</p> <table border="0"> <tr><td>L1</td><td>18x90</td><td>L=1155mm</td><td>2x</td></tr> <tr><td>L2</td><td>18x90</td><td>L=630mm</td><td>4x</td></tr> <tr><td>L3</td><td>18x90</td><td>L=915mm</td><td>2x ✓</td></tr> </table>	L1	18x90	L=1155mm	2x	L2	18x90	L=630mm	4x	L3	18x90	L=915mm	2x ✓	2		
L1	18x90	L=1155mm	2x													
L2	18x90	L=630mm	4x													
L3	18x90	L=915mm	2x ✓													
	<p>TÜR 690x1936 D0-L44L-0XT-06901936</p>  <p>D930-LT</p> <table border="0"> <tr><td>L1</td><td>18x90</td><td>L=930mm</td><td>2x</td></tr> <tr><td>L2</td><td>18x90</td><td>L=1935mm</td><td>4x</td></tr> </table> <p>DIN links - left handed</p>	L1	18x90	L=930mm	2x	L2	18x90	L=1935mm	4x	1						
L1	18x90	L=930mm	2x													
L2	18x90	L=1935mm	4x													
	<p>TÜR 1425x1955 Q5 D5-M44R-7XT-14251955</p>  <p>D204-RT</p> <table border="0"> <tr><td>L1</td><td>18x90</td><td>L=1540mm</td><td>1x</td></tr> <tr><td>L2</td><td>18x58</td><td>L=1540mm</td><td>1x</td></tr> <tr><td>L3</td><td>18x58</td><td>L=1955mm</td><td>4x ✓</td></tr> </table> <p>DIN rechts/right handed</p>	L1	18x90	L=1540mm	1x	L2	18x58	L=1540mm	1x	L3	18x58	L=1955mm	4x ✓	1		
L1	18x90	L=1540mm	1x													
L2	18x58	L=1540mm	1x													
L3	18x58	L=1955mm	4x ✓													
	<p><u>Achtung!</u> Die Giebelbohlen können teilweise schon vormontiert sein! Bitte beachten - diese erscheinen nicht ganz so wie in der Teilleiste beschrieben.</p>															
	<p><u>Notice!</u> The gable pieces can be partly pre-assembled! Please notice - those differ from the description given in the specification list.</p>															
	<p>✓ - Bitte selber anpassen (falls nötig)! / Cut into length on site (if needed)!</p>															
Kood	Sauna Paula 320x473+SD+Terr 44	Materjal	Leht 7/7													

Terrassenbretter /  
Terrace boards 120x28



Fussbodenbretter /  
Floor boards 113x18



Aken	Q4-Q6	-	paigaldusjuhis
Window	Q4-Q6	-	assembly instructions
Fenster	Q4-Q6	-	Montageanleitung

5-10mm

3.5x45

Lõika mõõtu  
Cut to length  
Absägen  
- 10mm / -20mm

**NB!**

3.5x45

Vihmaliist / Rain strip / Wasserleiste

Q5-Q6

\*Silikoon

\*Silicon

\*Silikon

\*Vajumispilu

\*Settling gap

\*Senkungs spalt

ca 40-50mm

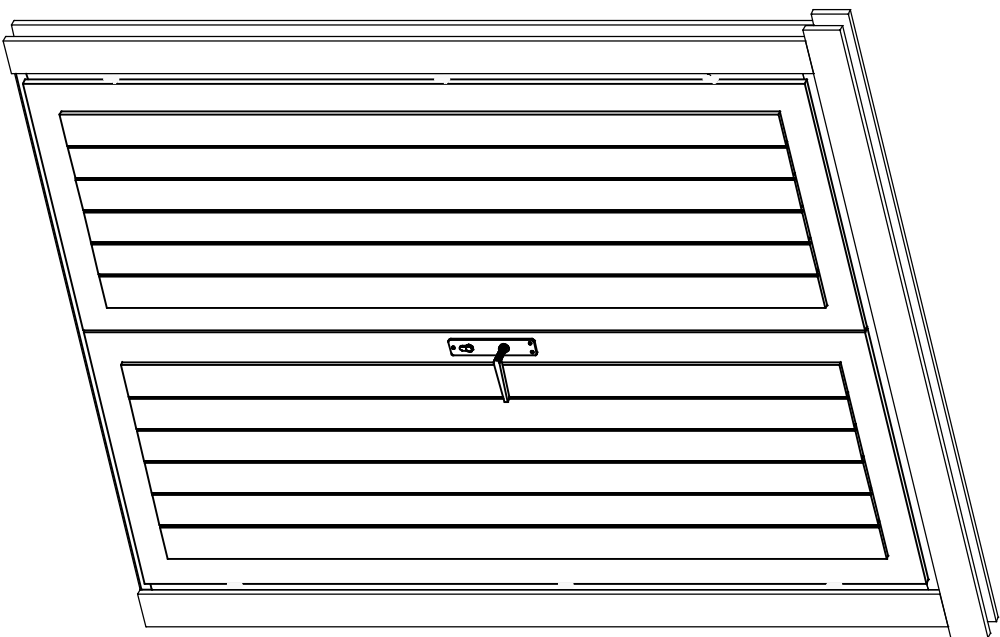
NB!

- Monteerida juhul kui ese on välja toodud maja spetsifikatsioonis!
- Install only if the item is listed in the house specification!
- Nur montieren wenn die Leiste in der Teileliste gezeigt ist!

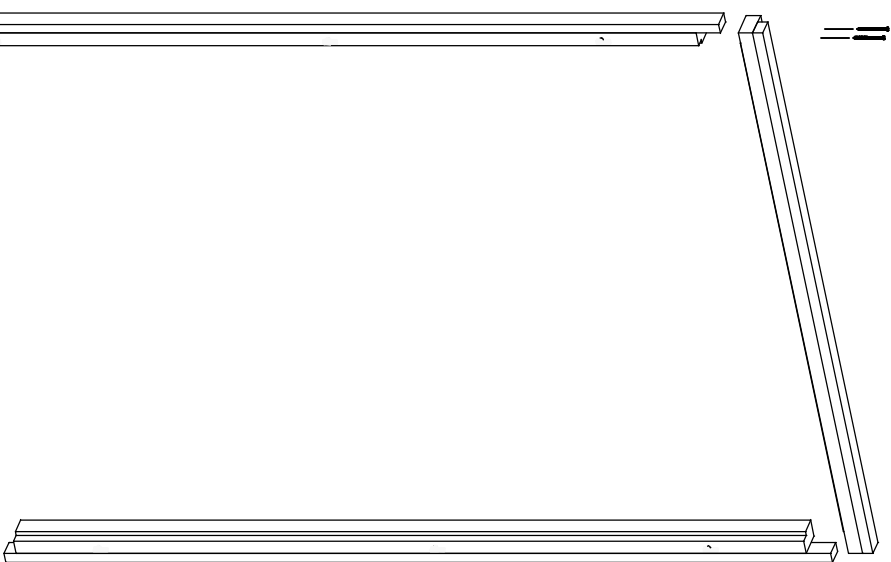
Veeplekk / Window sill / Fensterbank

4,2x16

Ukse montaa 0 / Tür montage / Door assembly  
(GH+ / SH)

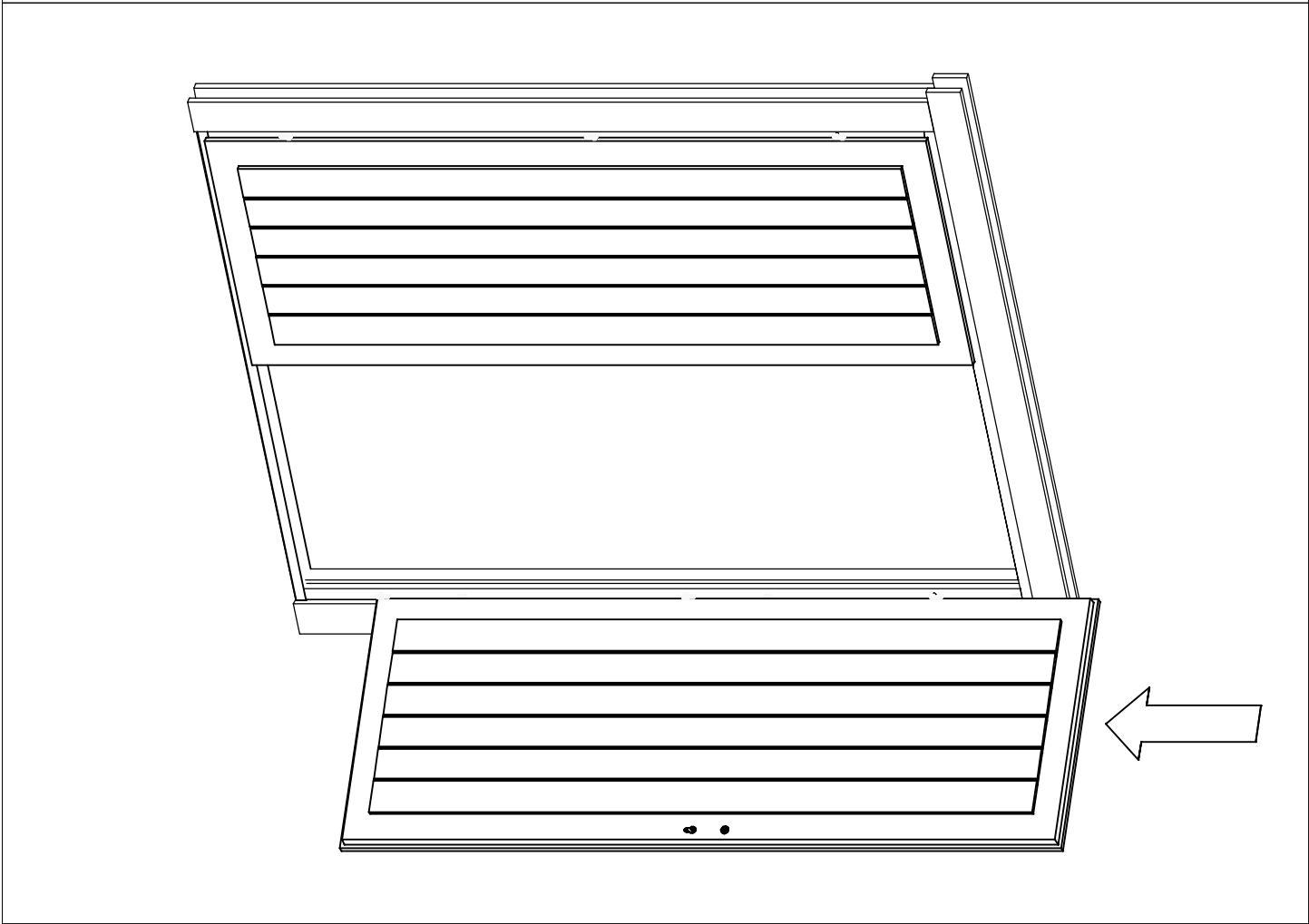
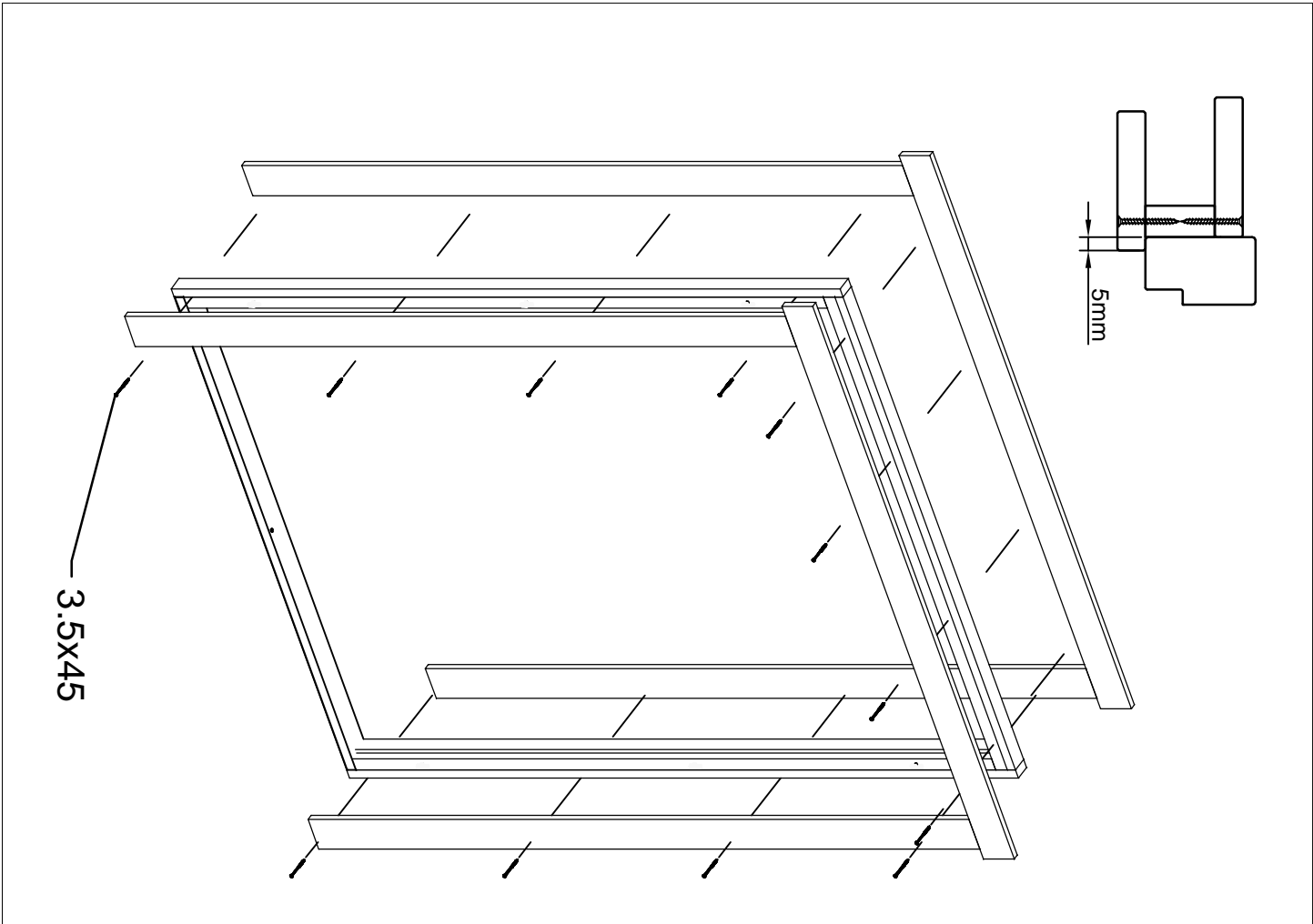


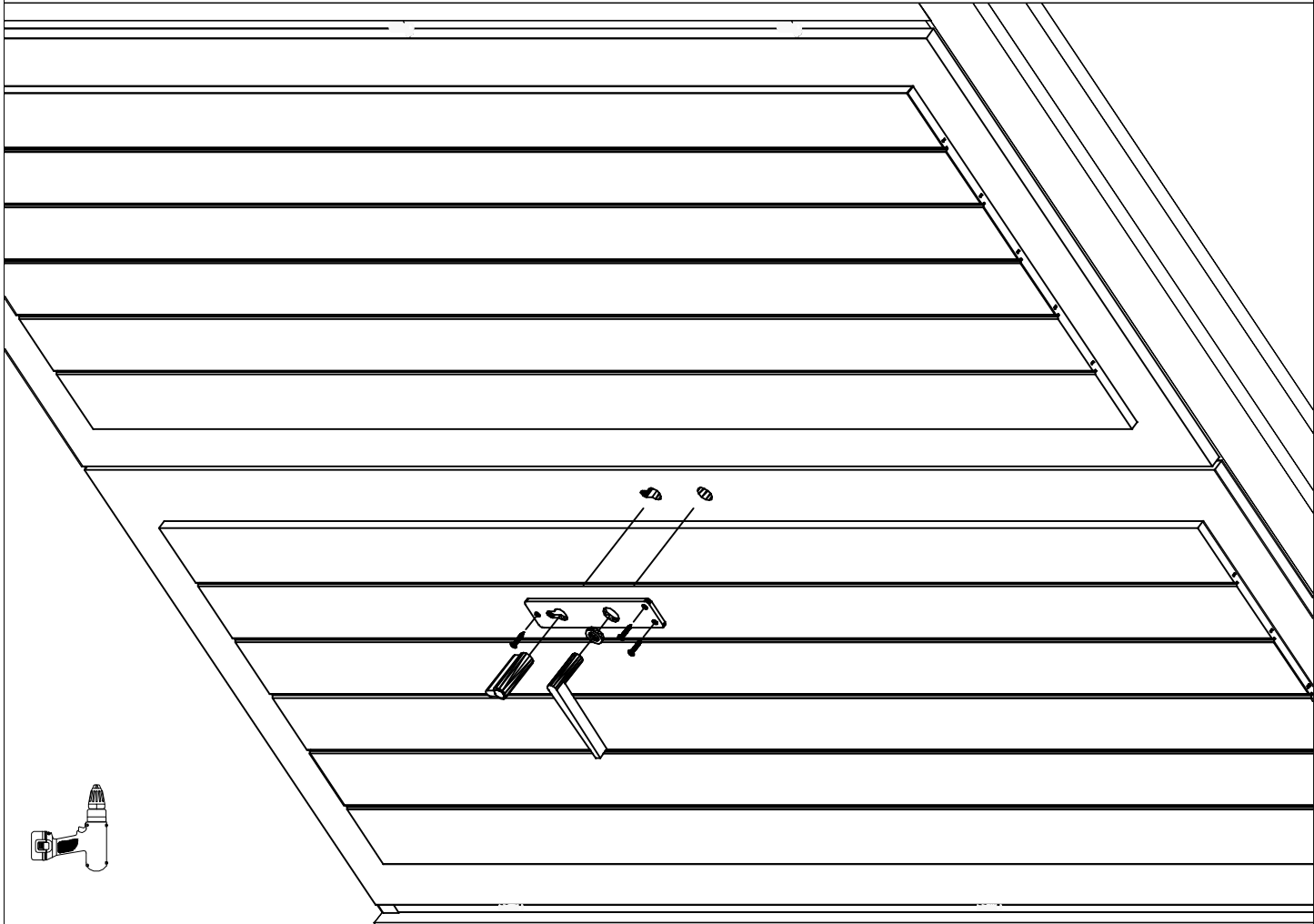
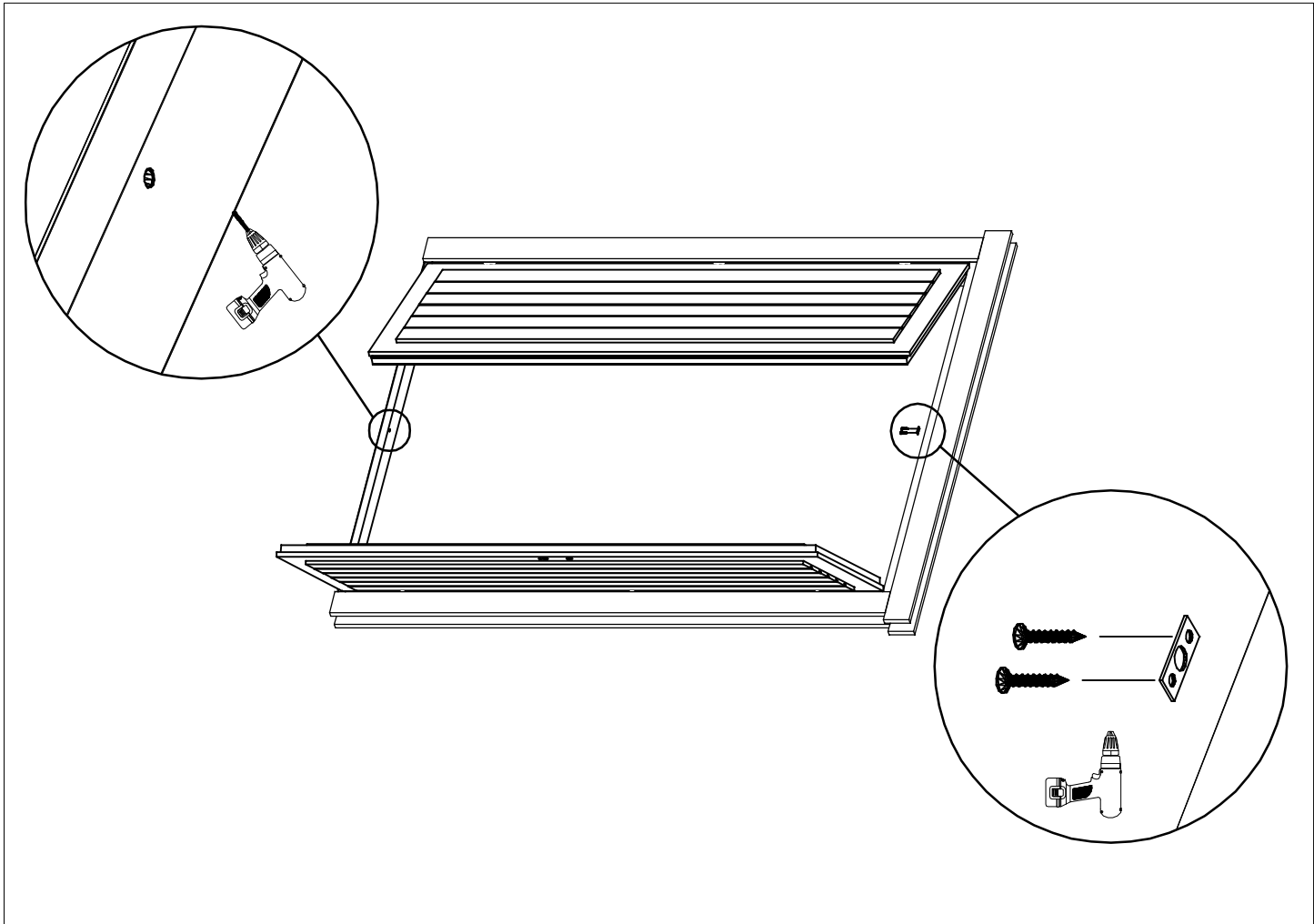
4.5x90



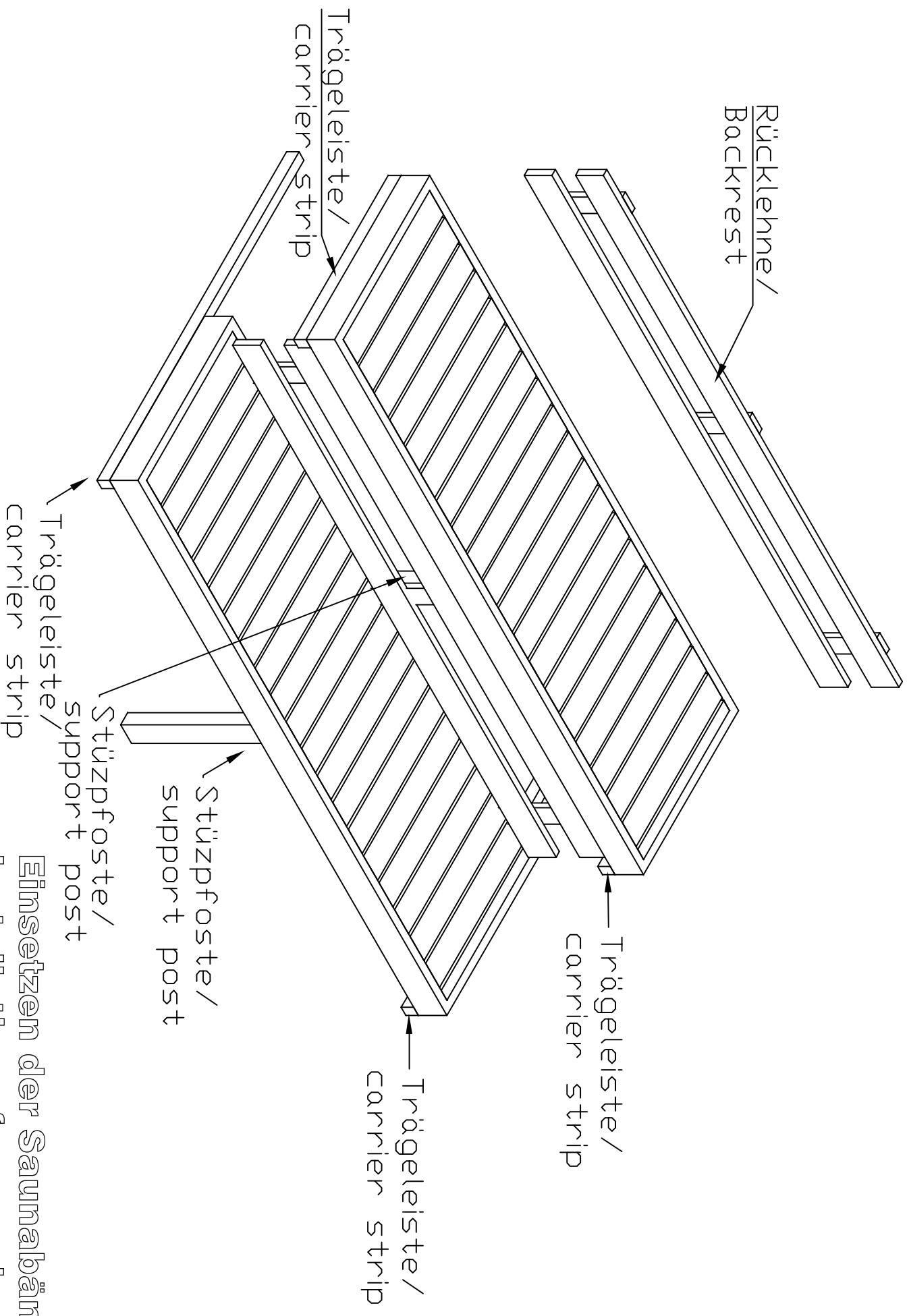
4.5x90



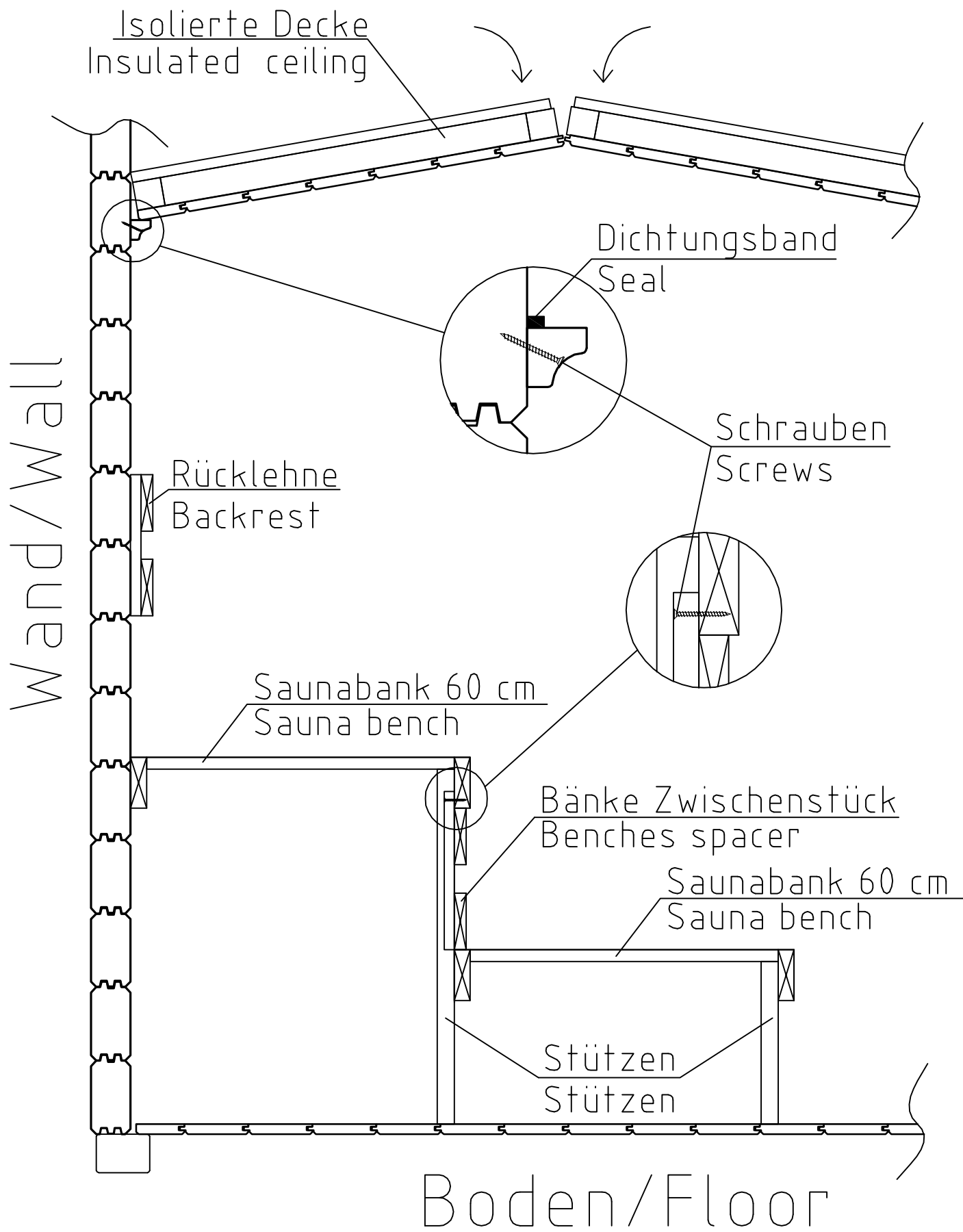






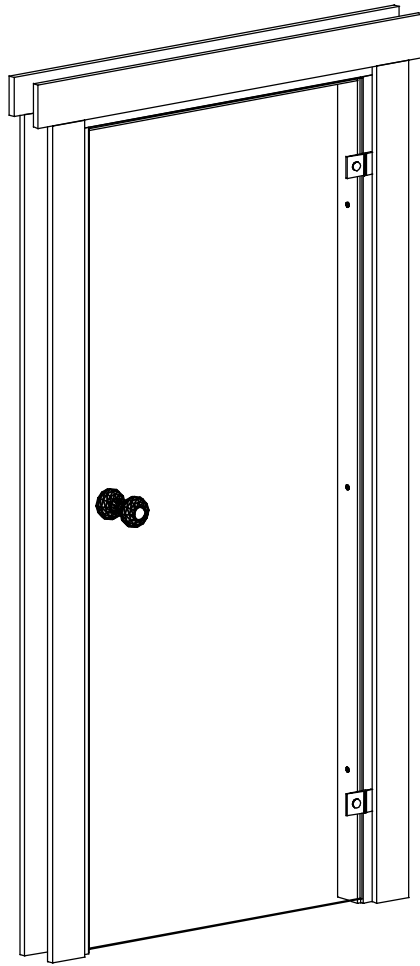


Einsetzen der Saunabänke /  
Installation of sauna benches



Montage Bänke und Zwischen Decke/  
Installation of sauna furniture

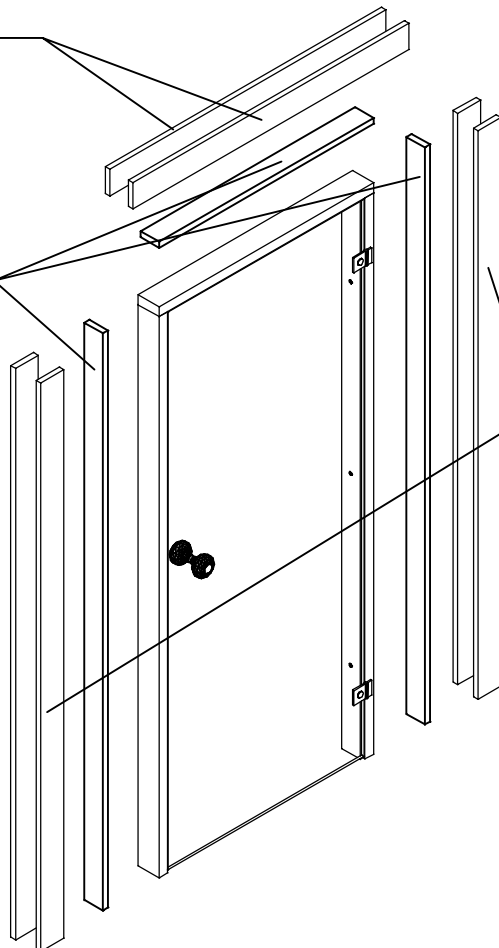
Schnitt/ Section

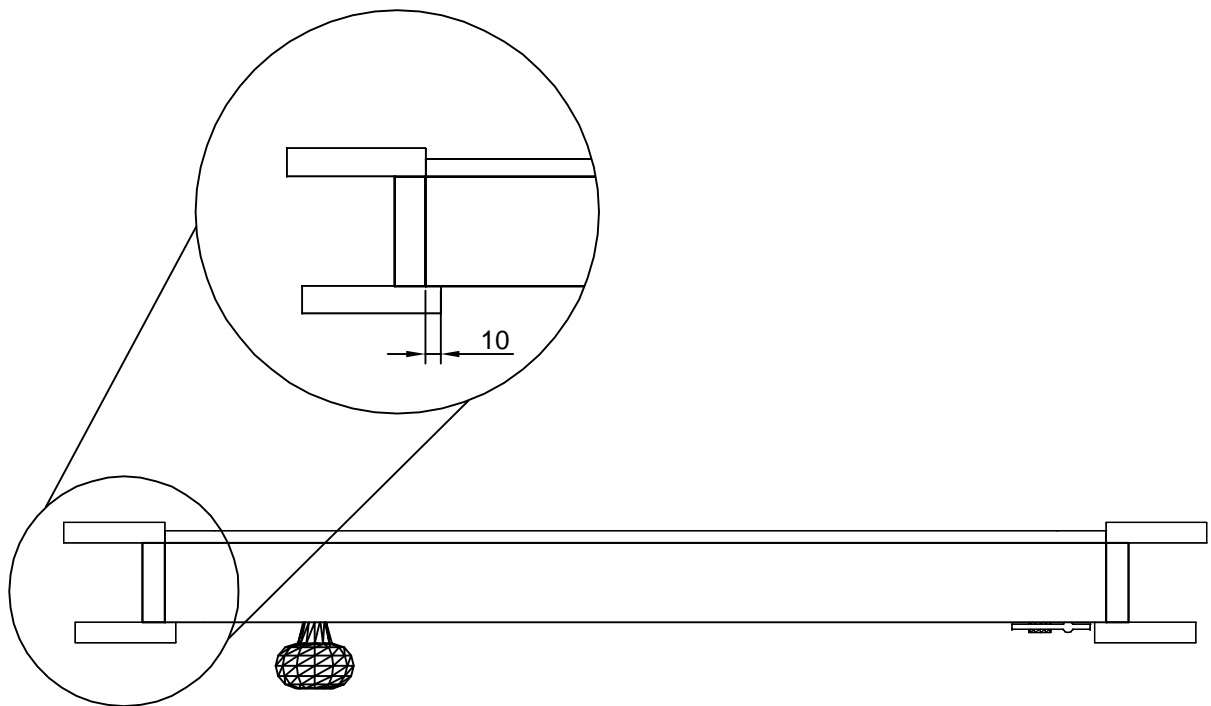
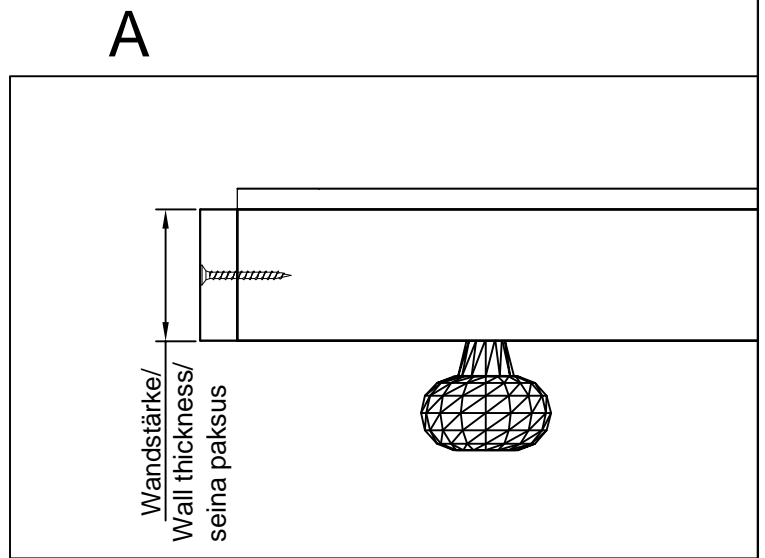
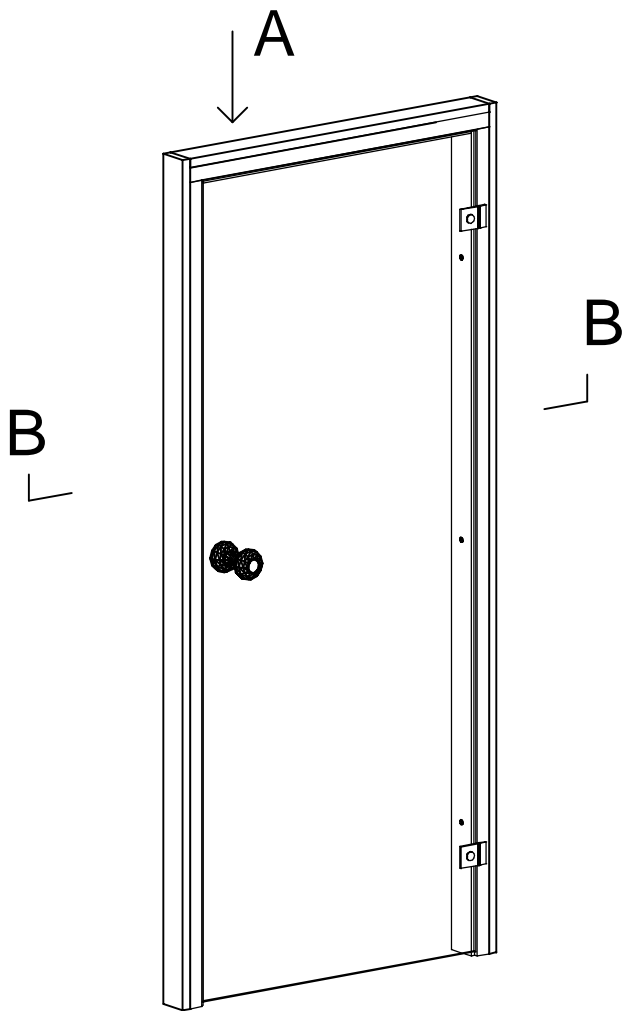


18x90 Blendleisten/  
cover strips/piirdeliistud

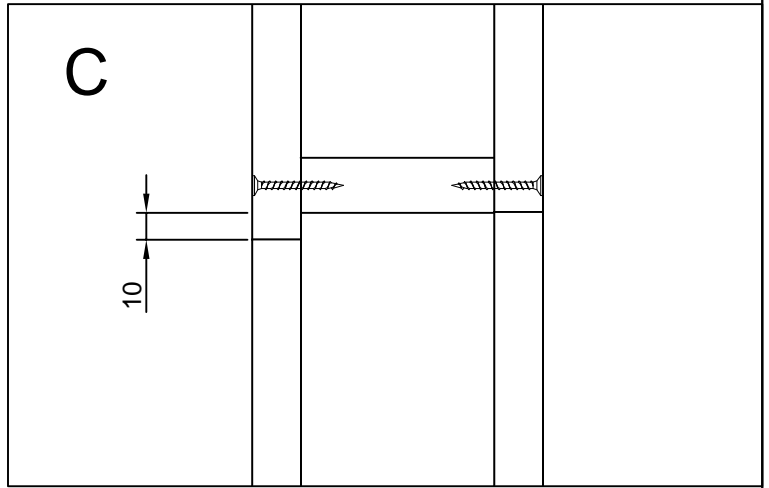
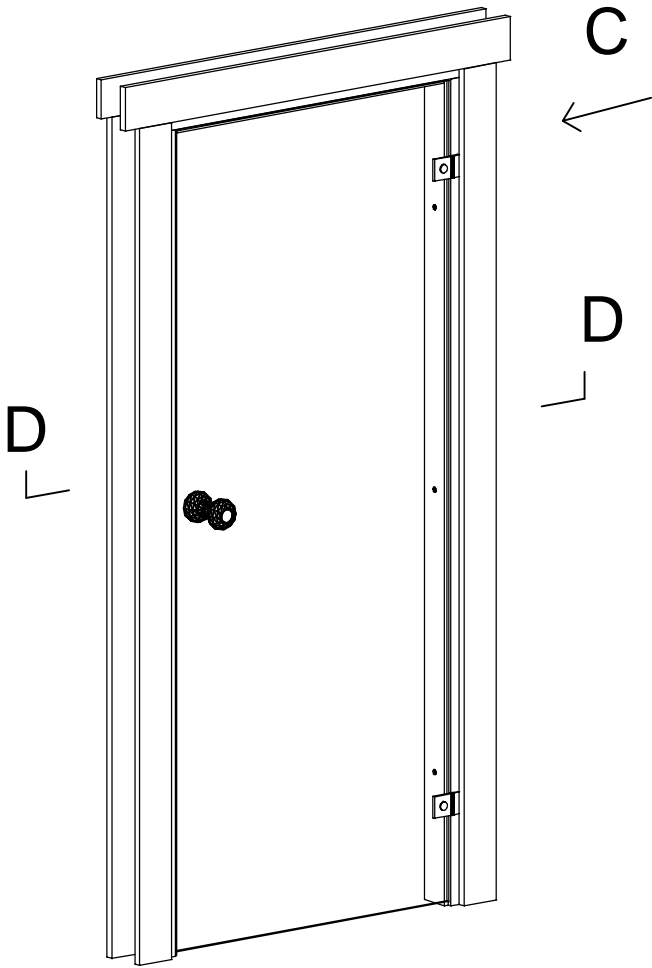
Rahmenleisten  
20x Wandstärke/  
frame extensions  
20x wall thickness/  
laiendusliist  
20x seinä paksus

18x90 Blendleisten/  
cover strips/piirdeliistud

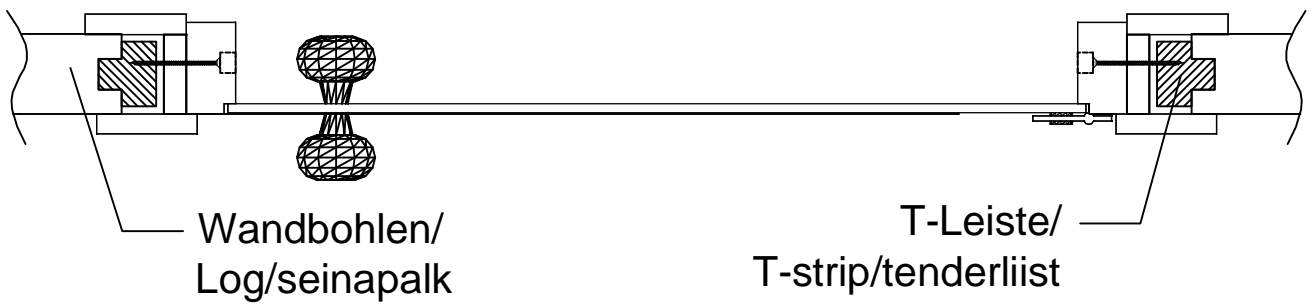




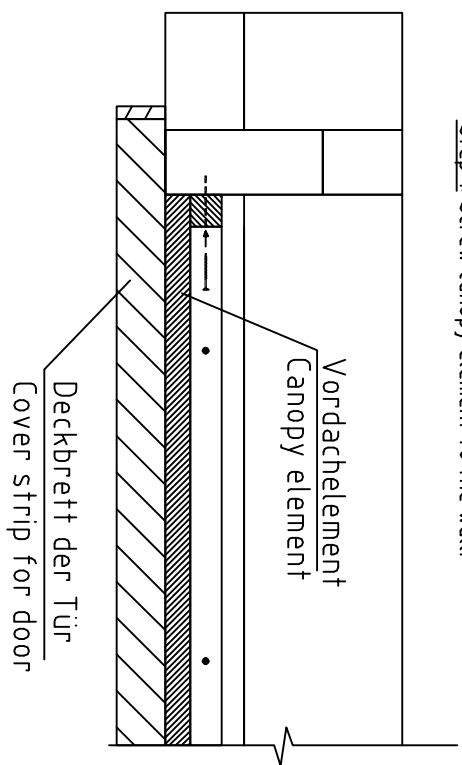
B-B



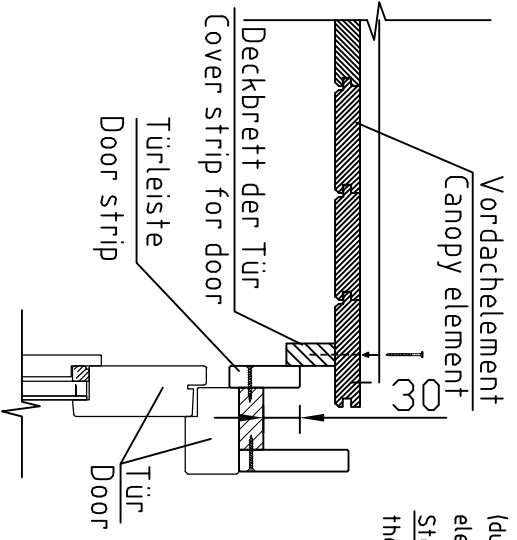
### D-D



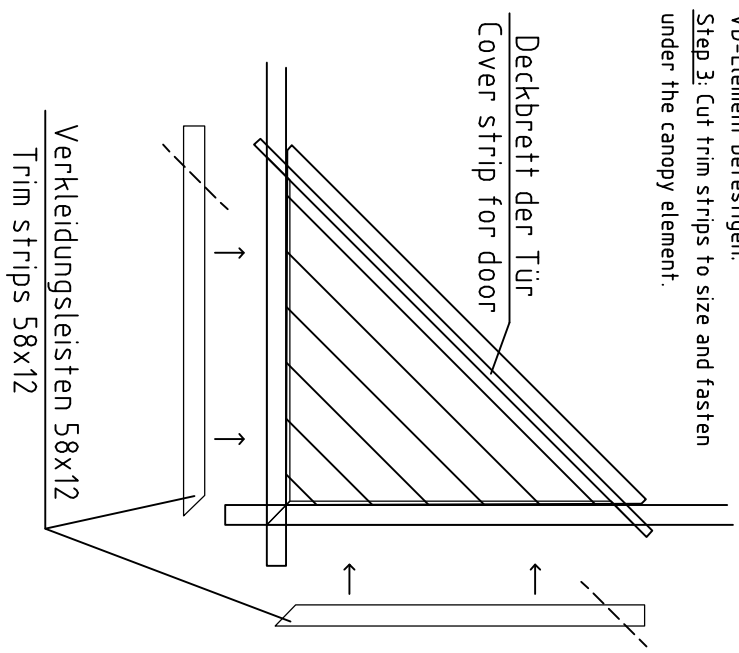
Step 1: Dachelement an den Wänden verschrauben.  
Step 1: Screw canopy element to the wall.



Step 2: Das Deckrett muss von oben (durch das VD-Element) an das Dachelement verschraubt werden.  
Step 2: Fasten cover strip to the canopy element.

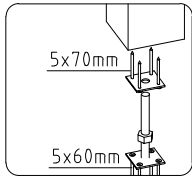
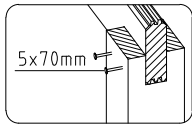
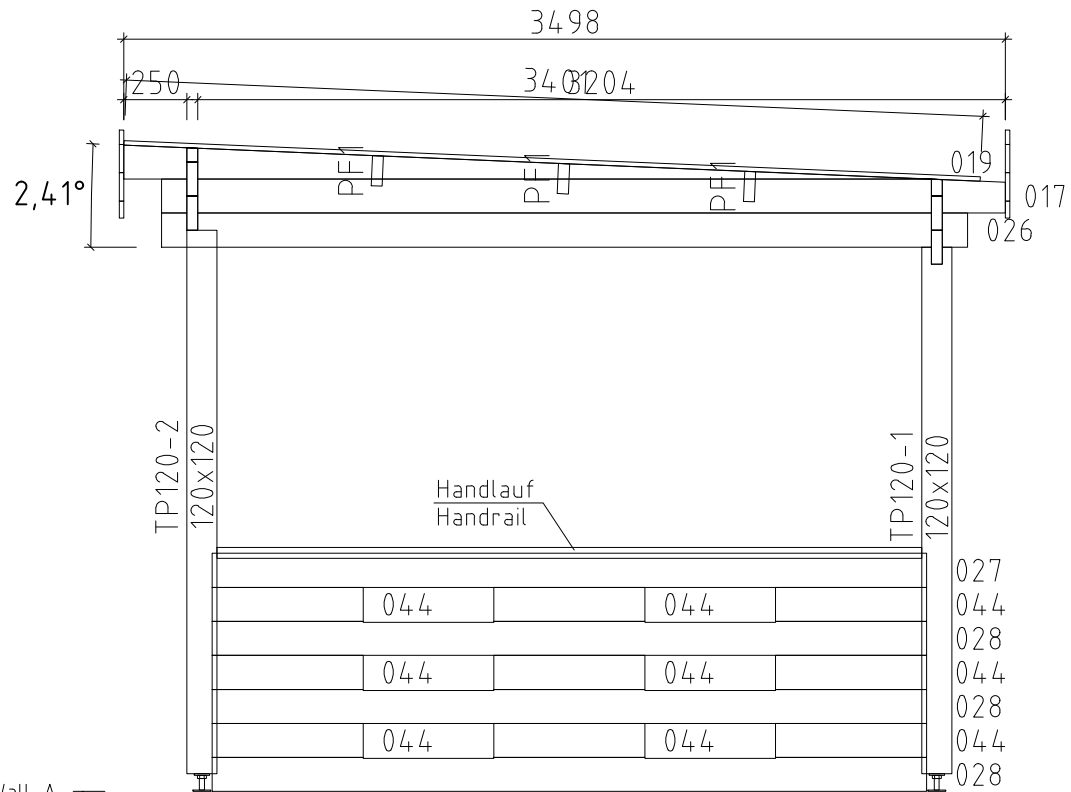


Step 3: Die Verkleidungsleisten in die richtige Länge schneiden und unter das VD-Element befestigen.  
Step 3: Cut trim strips to size and fasten under the canopy element.

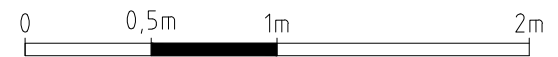
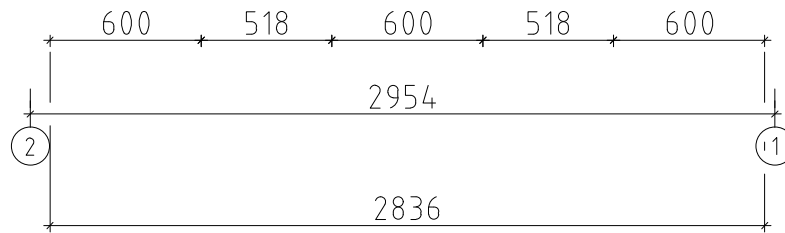


Vordachelement/Canopy element

Schnitt/Section



Wand/Wall A ↗



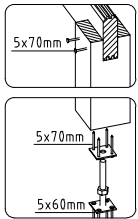
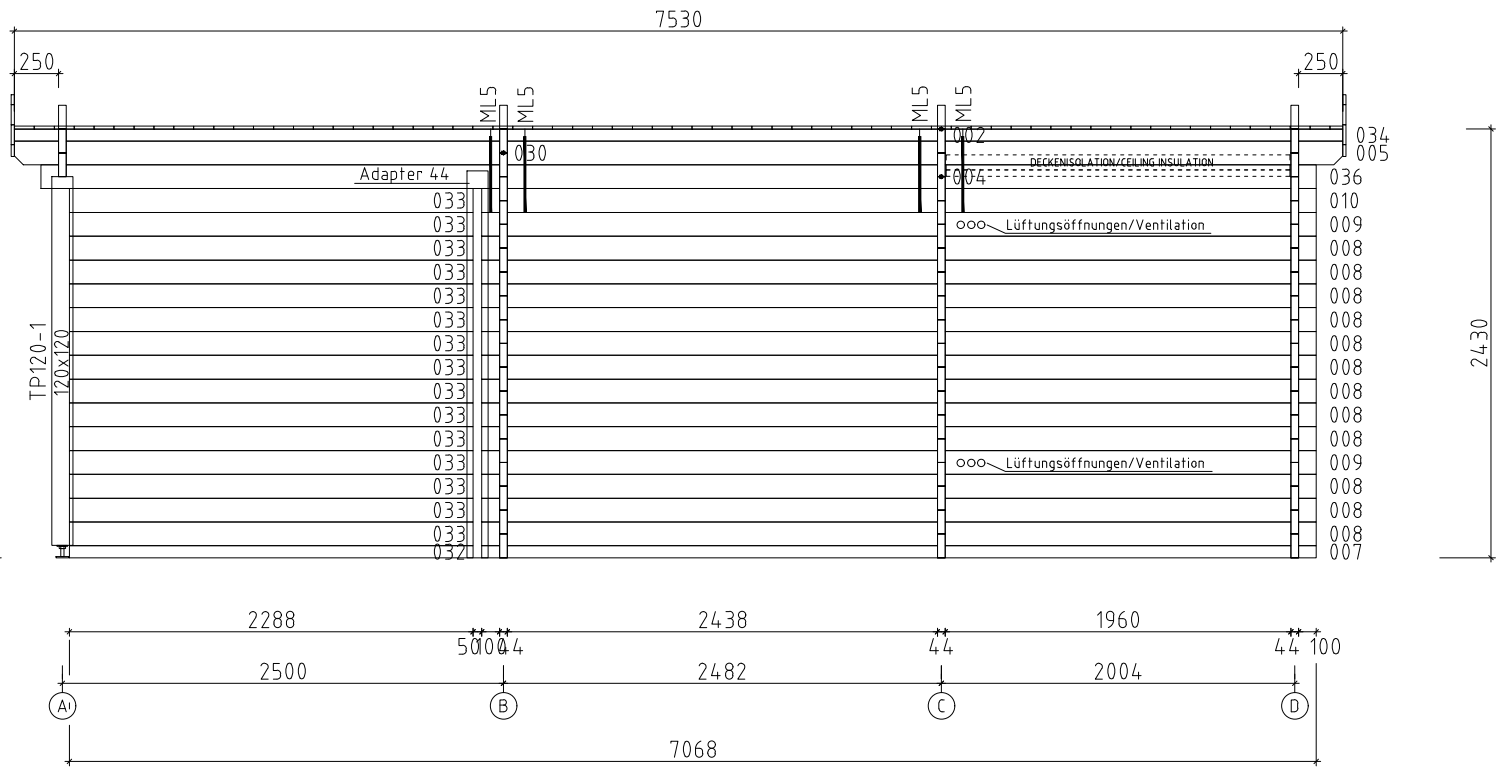
Name				Sauna Paula 320x473+SD+Terr 44	
Zeichnung/Drawing				WAND/WALL A	
Maßstab/Scale	1:30	Profil/Profile	4.4x13.5	Druck auf	A4
				Datum/Date	13.03.2023



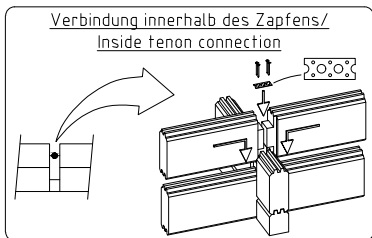








Wand/Wall 1

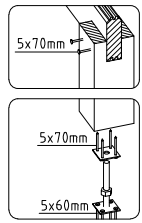
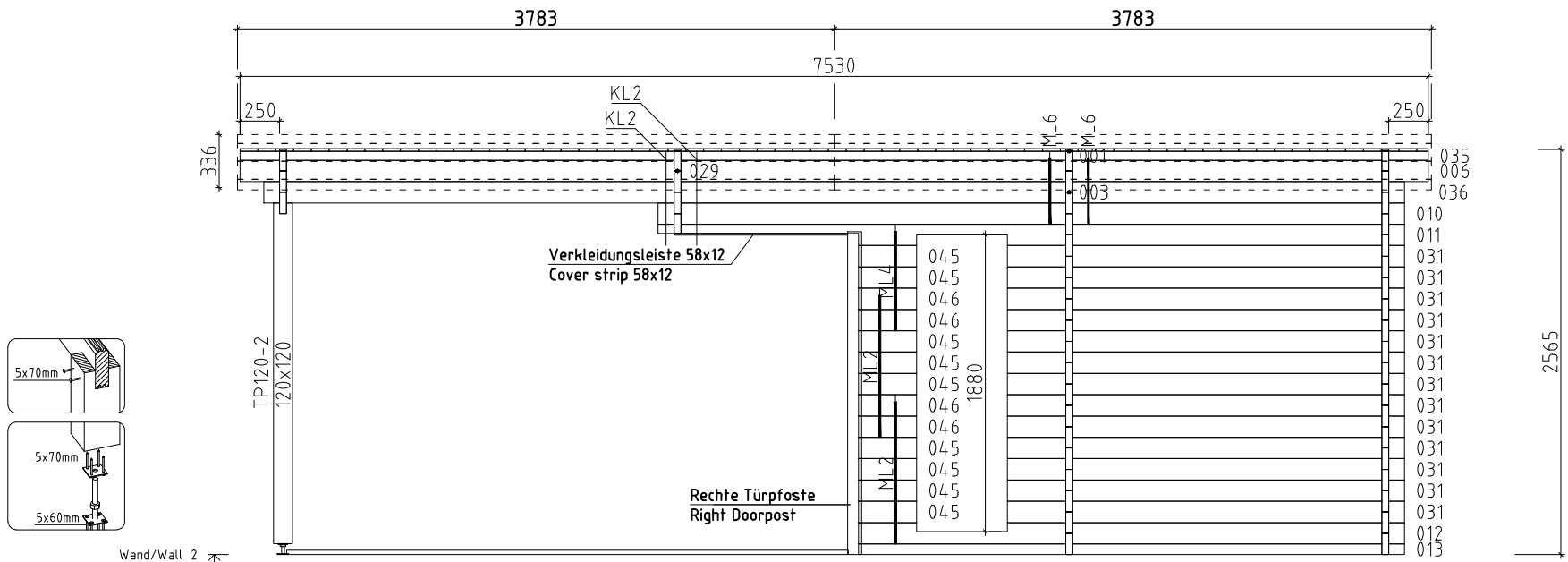


Die Bohlen mit Lüftungsöffnungen können je nach Bedarf höher oder niedriger eingesetzt werden. Bitte achten Sie darauf dass die Lüftungsöffnungen von innen nicht mit der Saunabank bedeckt werden!

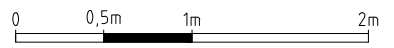
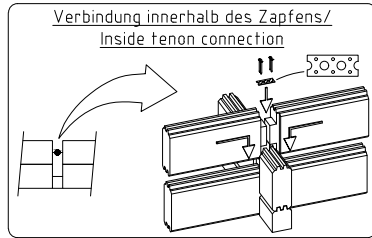
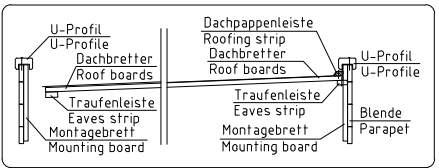
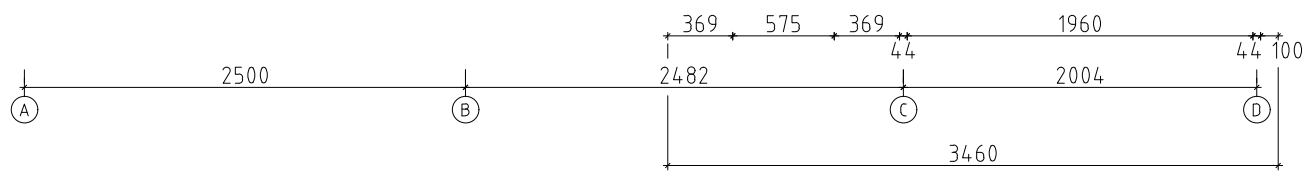
Logs with ventilation holes can be placed higher or lower. Please make sure it doesn't get covered with sauna bench!



Name	Sauna Paula 320x473+SD+Terr 44				
Zeichnung/Drawing	WAND/WALL 1				
Maßstab/Scale	1:30	Profil/Profile	4.4x13.5	Druck auf	A3
				Datum/Date	13.03.2023



Wand/Wall 2 ↑



Name				Sauna Paula 320x473+SD+Terr 44			
Zeichnung/Drawing				WAND/WALL 2			
Maßstab/Scale	1:30	Profil/Profile	4.4x13.5	Druck auf	A3	Datum/Date	13.03.2023