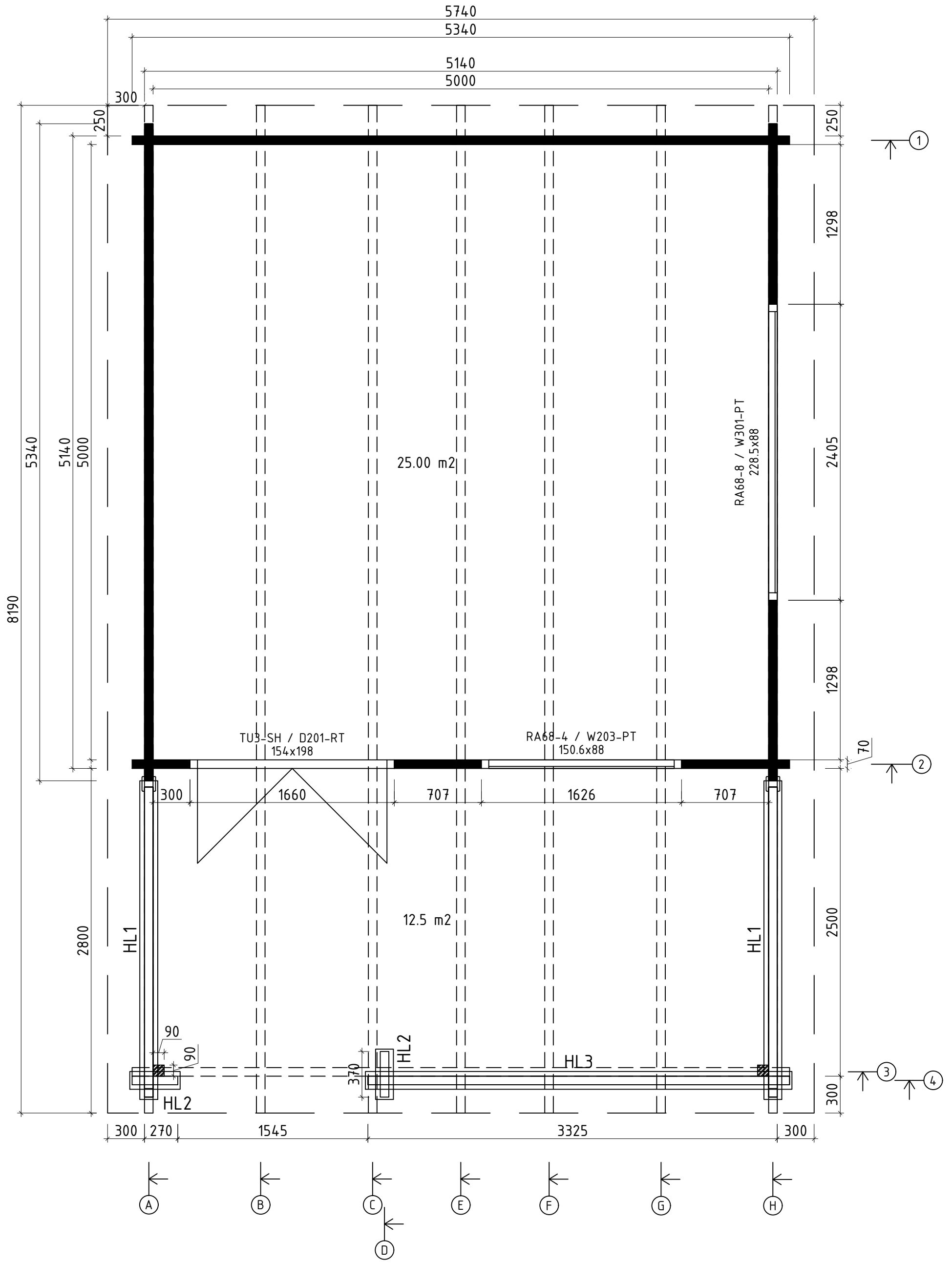


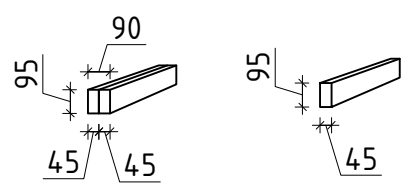
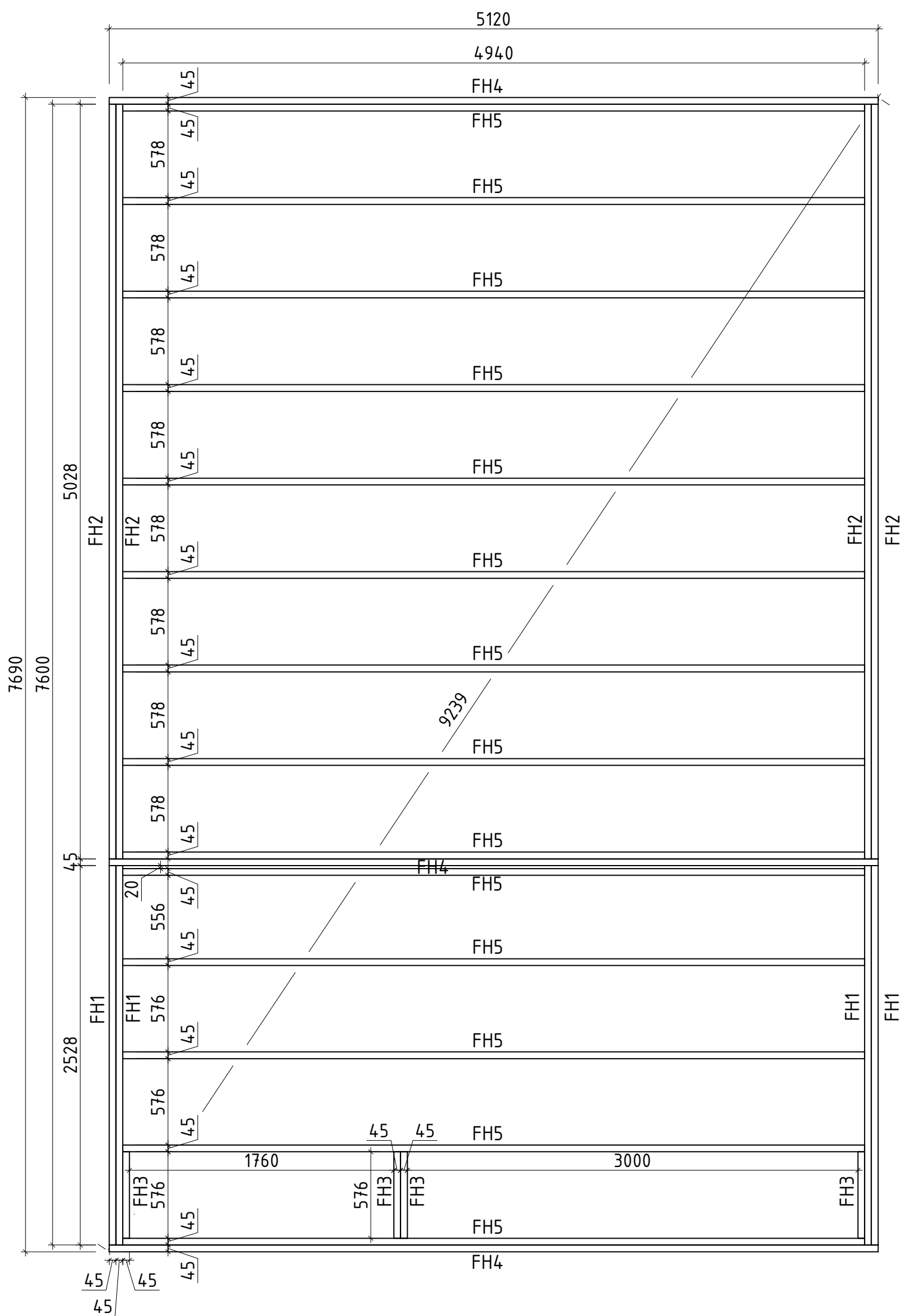
| | | | |
|-------------------|------------------------|------------|------------|
| Name | Skara B 534x534+VK 70 | | |
| Name | Armin XL 534x534+VK 70 | | |
| Zeichnung/Drawing | 3D | | |
| Profil/Profile | 7.0x13.5 | Datum/Date | 18.07.2022 |



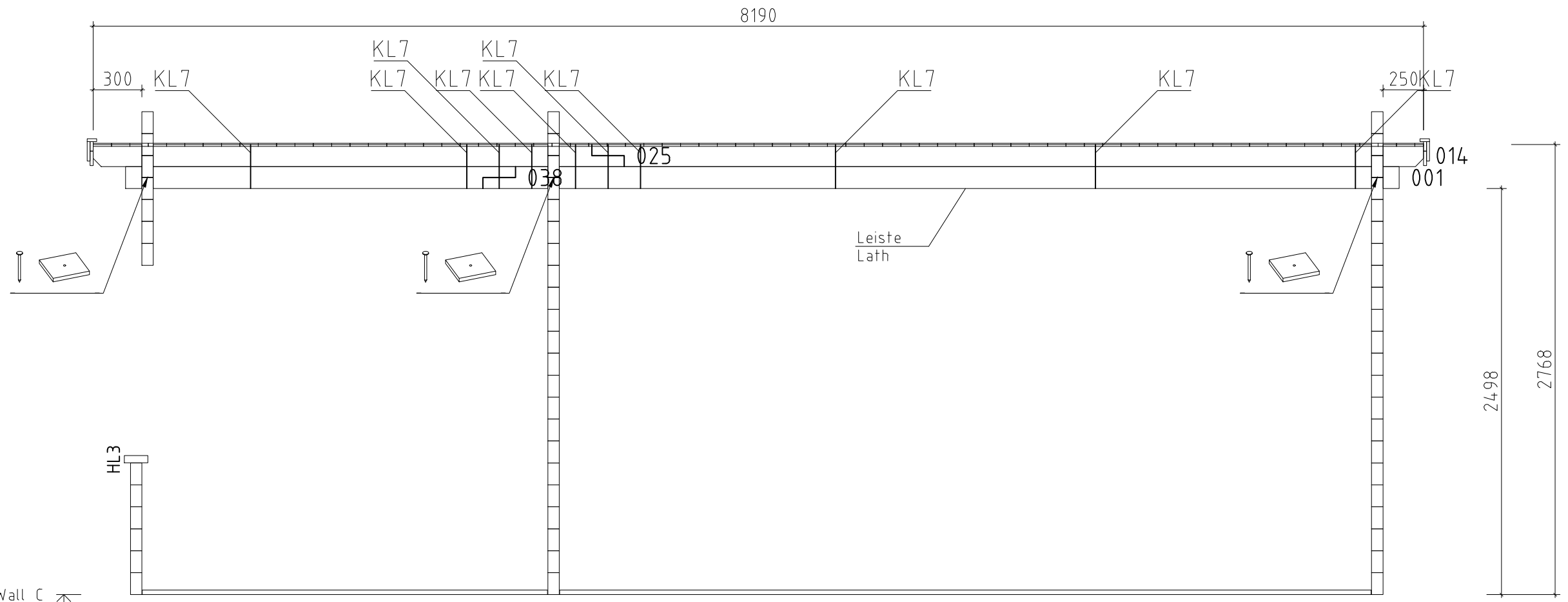
Q5- Qualitätsklasse für Fenster und Türen/
Quality class for windows and doors

* Fenster und Türen sind mit Sprossen/
Windows and doors are with muntins

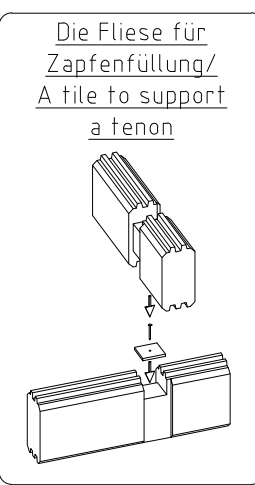
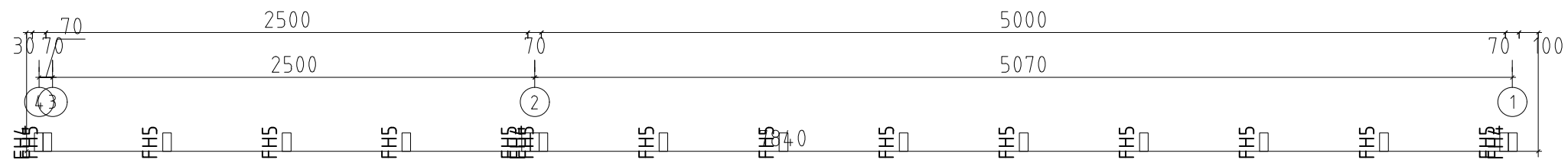
| | | |
|-------------------|------------------------|-----------------------|
| Name | Skara B 534x534+VK 70 | |
| Name | Armin XL 534x534+VK 70 | |
| Zeichnung/Drawing | Grundplan , Plan | |
| Profil/Profile | 7.0x13.5 | Datum/Date 18.07.2022 |



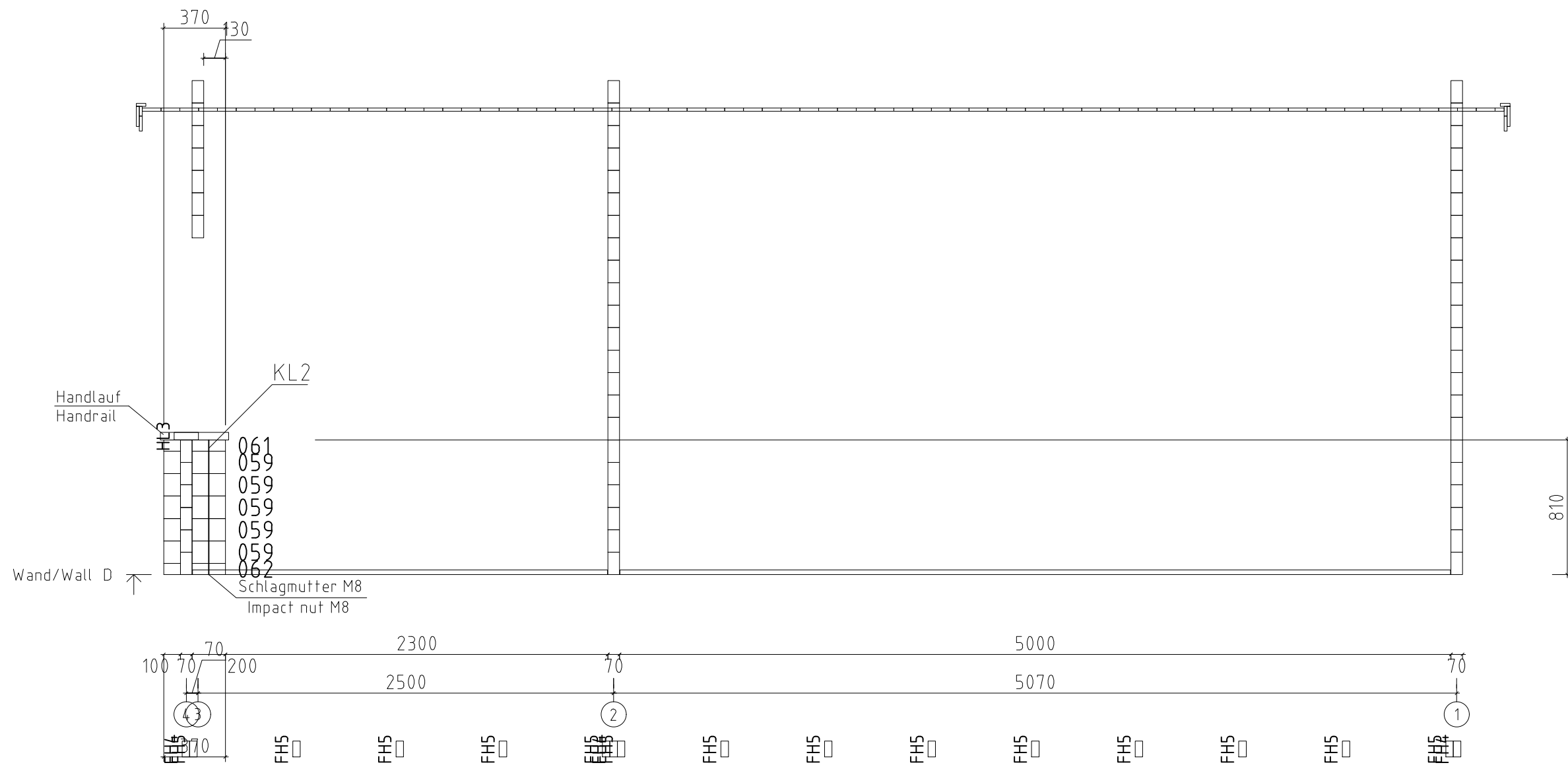
| | | |
|-------------------|---------------------------------|-----------------------|
| Name | Skara B 534x534+VK 70 | |
| Name | Armin XL 534x534+VK 70 | |
| Zeichnung/Drawing | Lagerholzplan , Foundation plan | |
| Profil/Profile | 7.0x13.5 | Datum/Date 18.07.2022 |



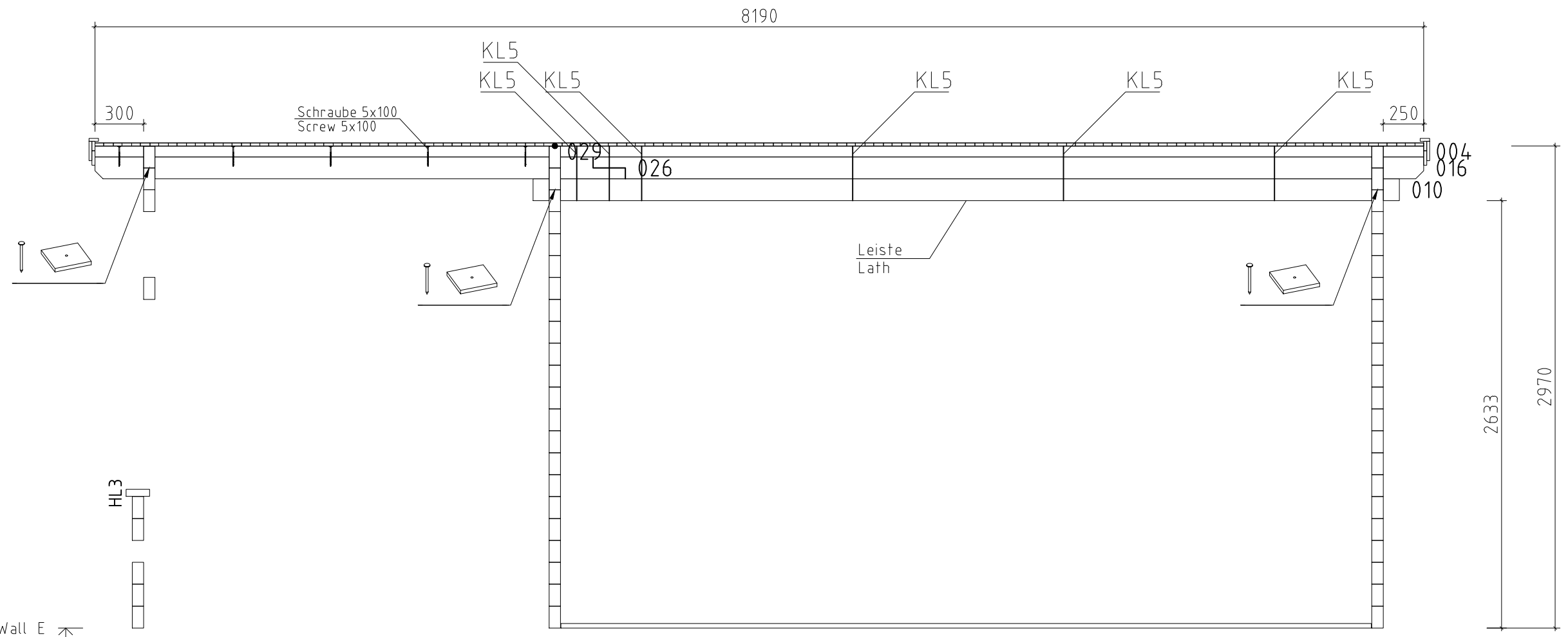
Wand/Wall C ↑



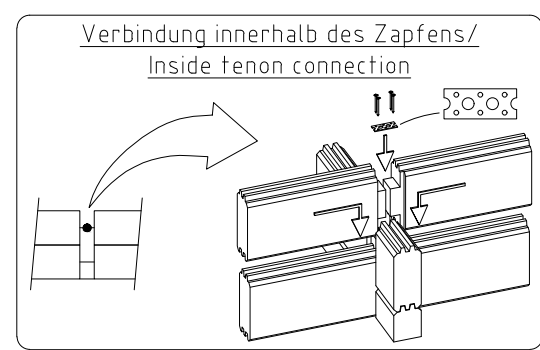
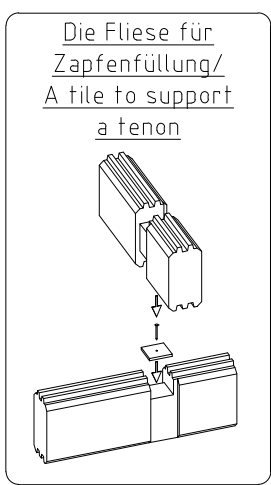
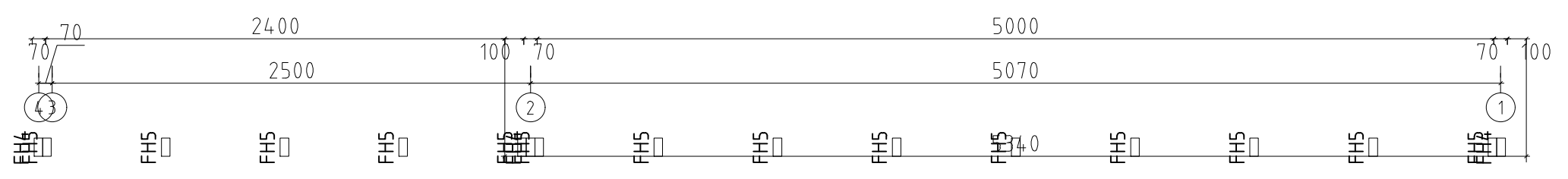
| | | |
|-------------------|------------------------|-----------------------|
| Name | Skara B 534x534+VK 70 | |
| Name | Armin XL 534x534+VK 70 | |
| Zeichnung/Drawing | WAND/WALL C | |
| Profil/Profile | 7.0x13.5 | Datum/Date 18.07.2022 |



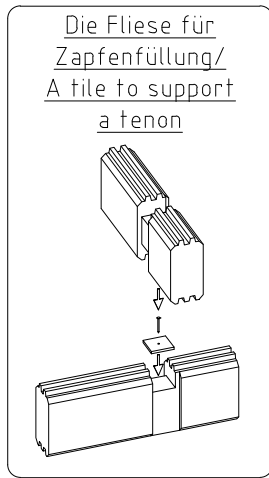
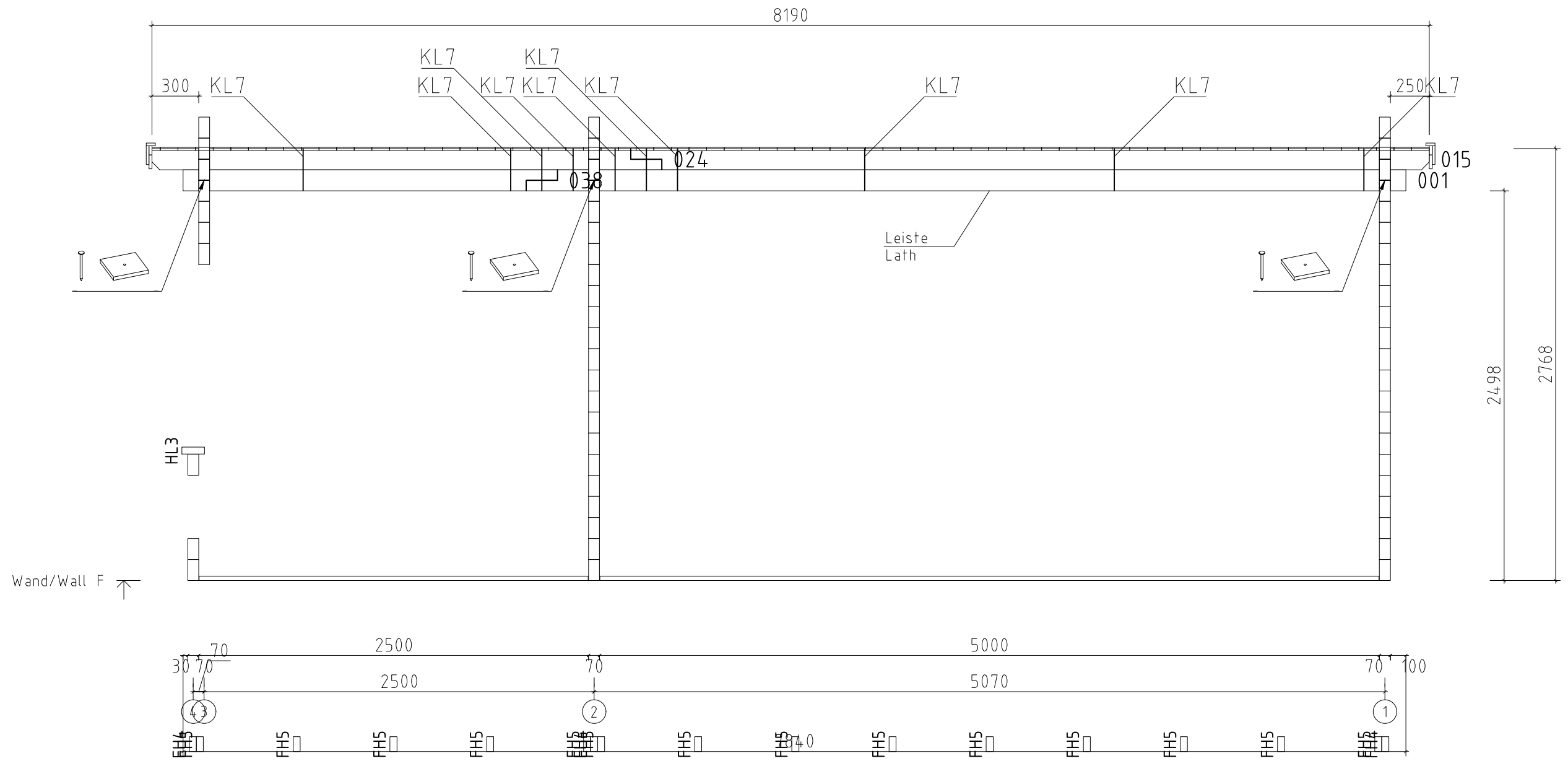
| | | |
|-------------------|------------------------|-----------------------|
| Name | Skara B 534x534+VK 70 | |
| Name | Armin XL 534x534+VK 70 | |
| Zeichnung/Drawing | WAND/WALL D | |
| Profil/Profile | 7.0x13.5 | Datum/Date 18.07.2022 |



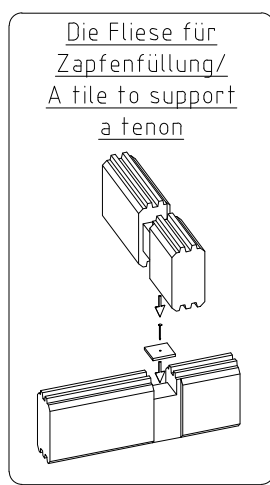
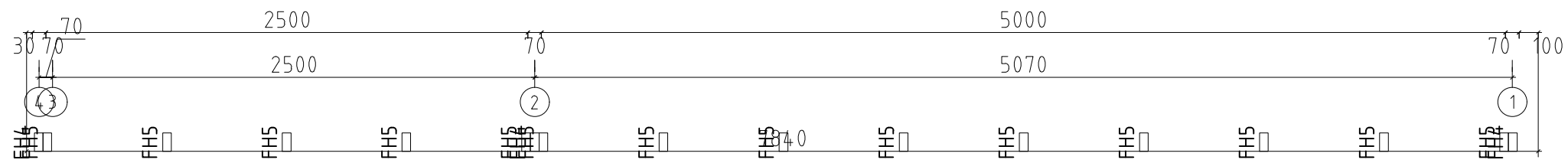
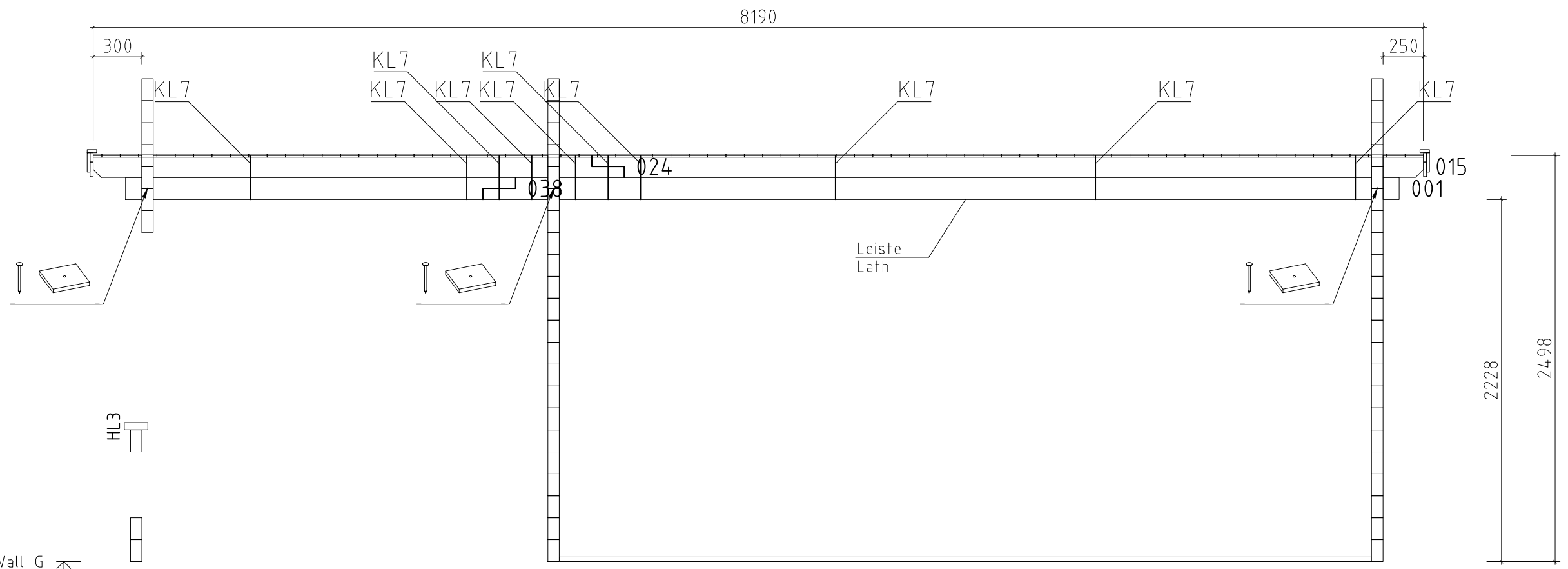
Wand/Wall E ↗



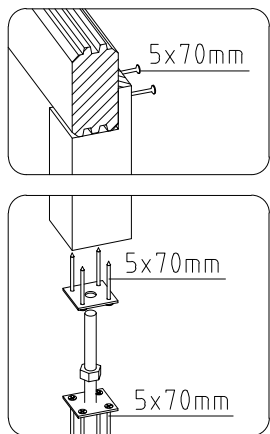
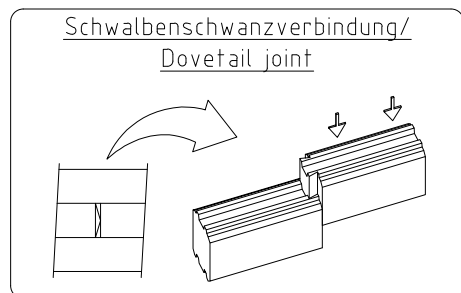
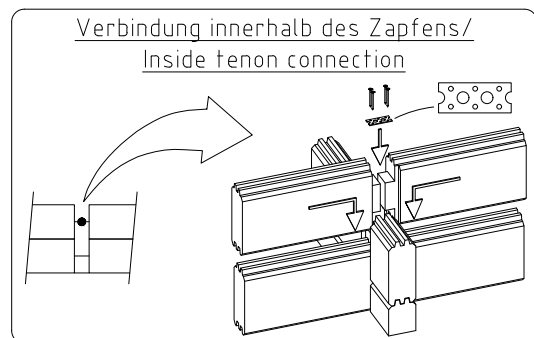
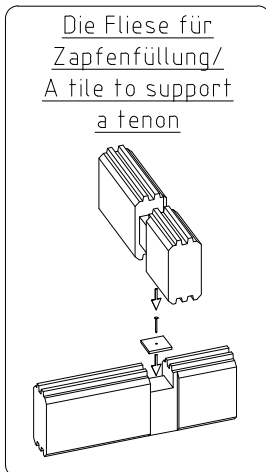
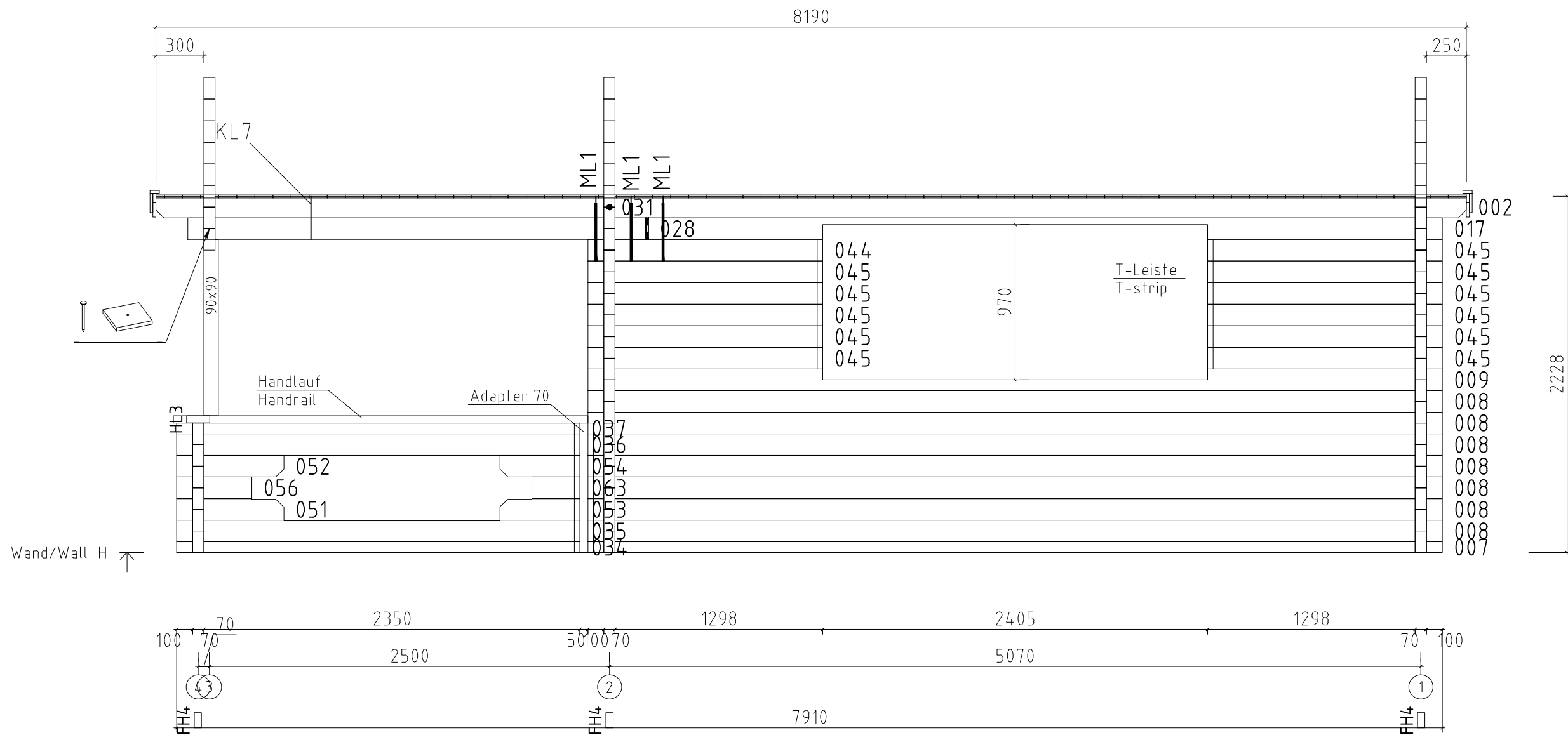
| | | |
|-------------------|------------------------|-----------------------|
| Name | Skara B 534x534+VK 70 | |
| Name | Armin XL 534x534+VK 70 | |
| Zeichnung/Drawing | WAND/WALL E | |
| Profil/Profile | 7.0x13.5 | Datum/Date 18.07.2022 |



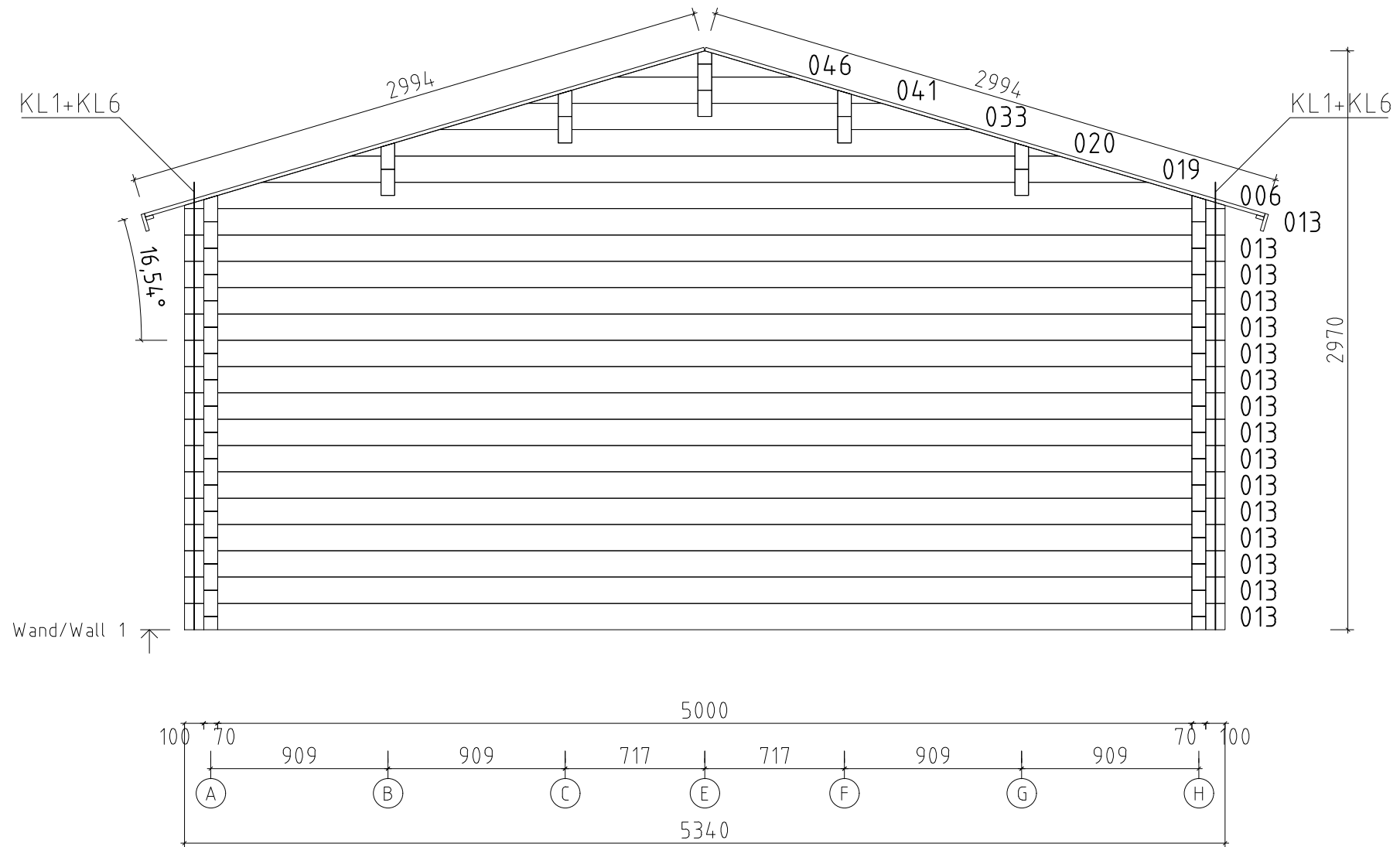
| | | |
|-------------------|------------------------|-----------------------|
| Name | Skara B 534x534+VK 70 | |
| Name | Armin XL 534x534+VK 70 | |
| Zeichnung/Drawing | WAND/WALL F | |
| Profil/Profile | 7.0x13.5 | Datum/Date 18.07.2022 |



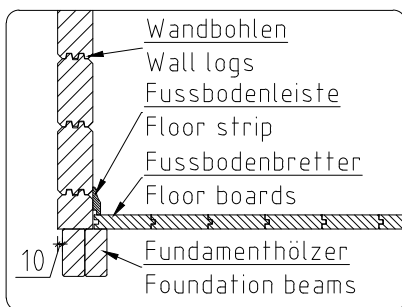
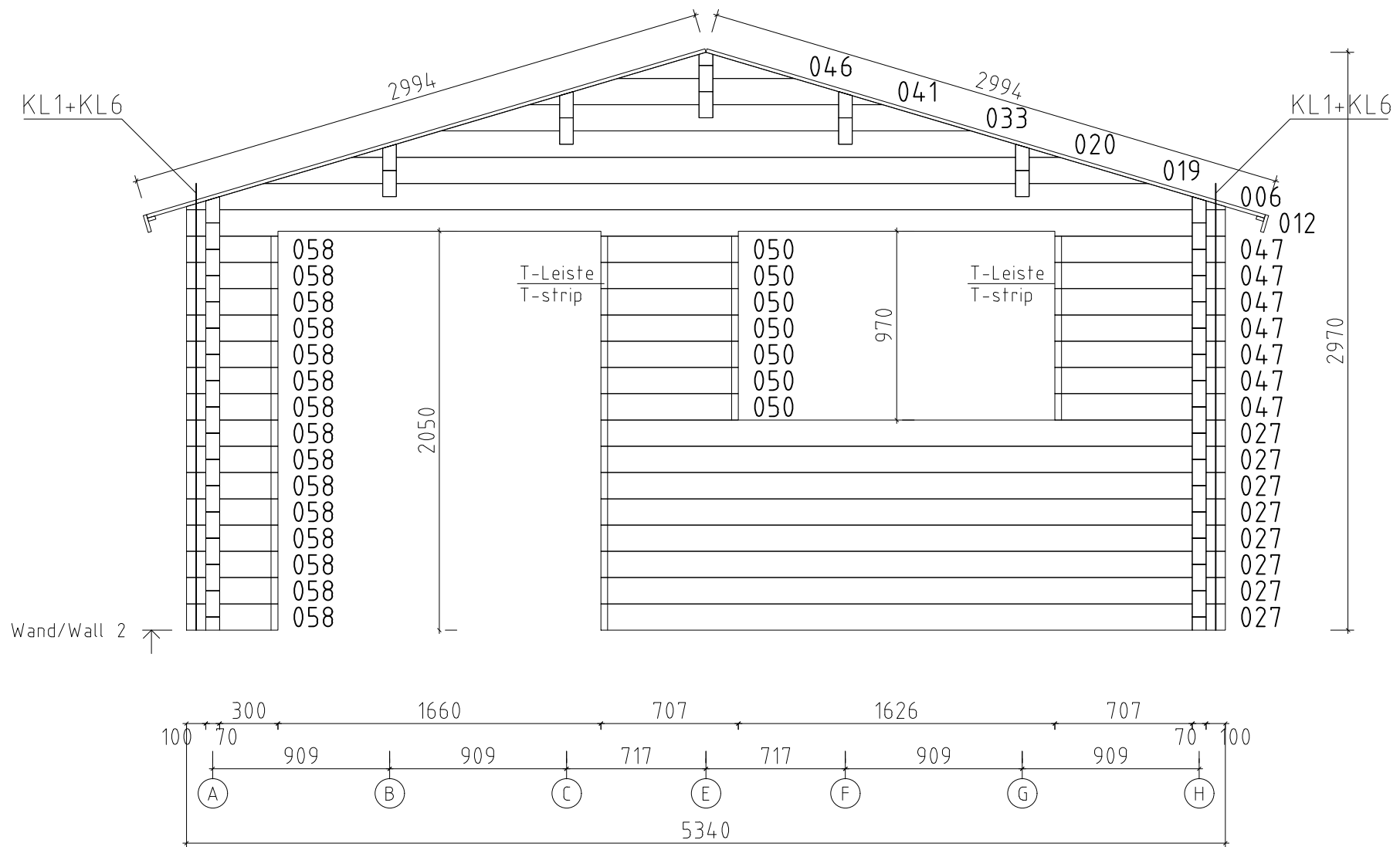
| | | |
|-------------------|------------------------|-----------------------|
| Name | Skara B 534x534+VK 70 | |
| Name | Armin XL 534x534+VK 70 | |
| Zeichnung/Drawing | WAND/WALL G | |
| Profil/Profile | 7.0x13.5 | Datum/Date 18.07.2022 |



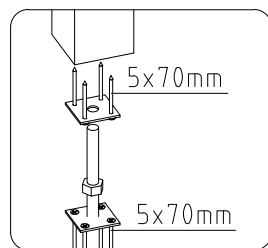
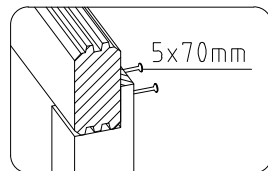
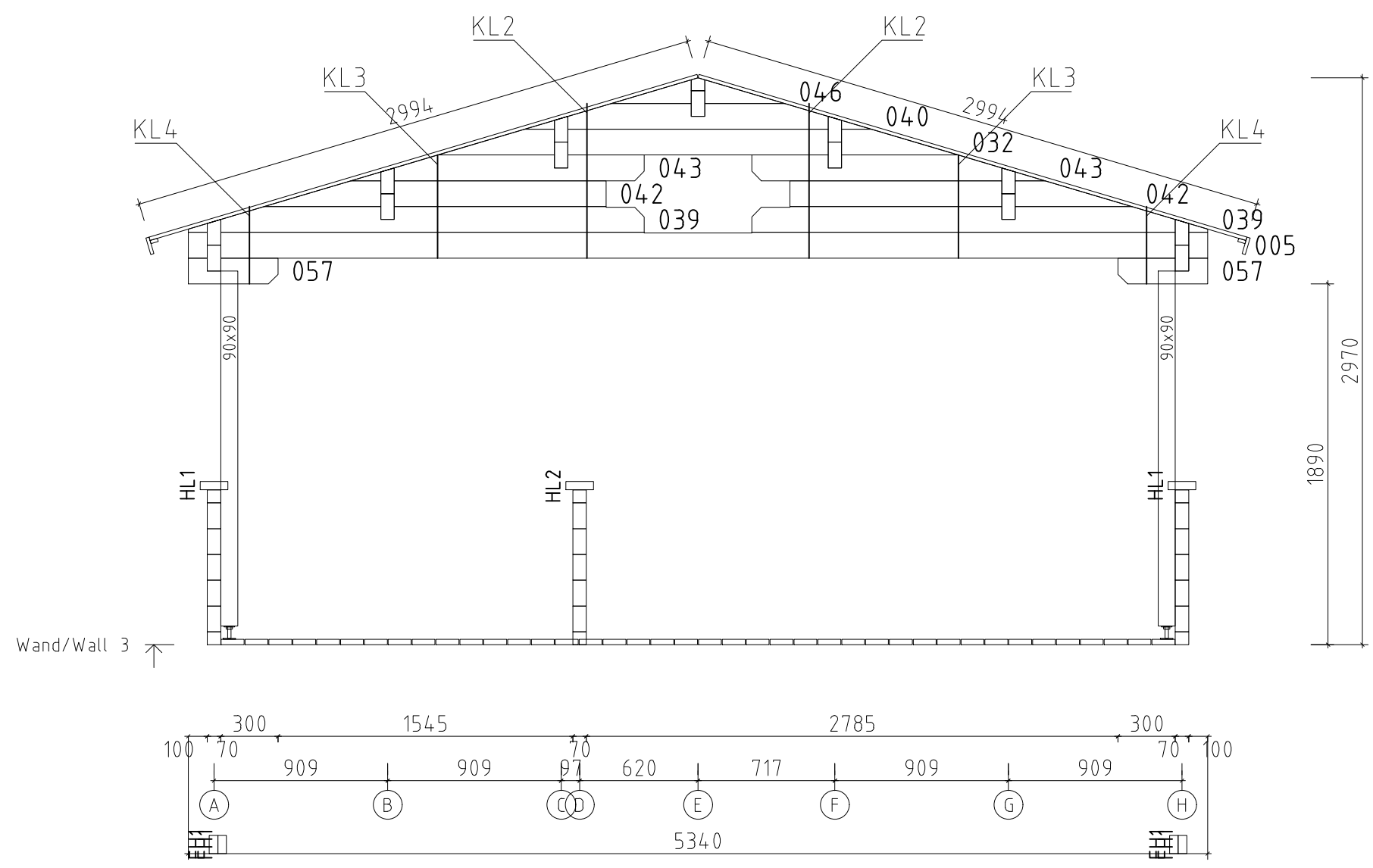
| | | |
|-------------------|------------------------|-----------------------|
| Name | Skara B 534x534+VK 70 | |
| Name | Armin XL 534x534+VK 70 | |
| Zeichnung/Drawing | WAND/WALL H | |
| Profil/Profile | 7.0x13.5 | Datum/Date 18.07.2022 |



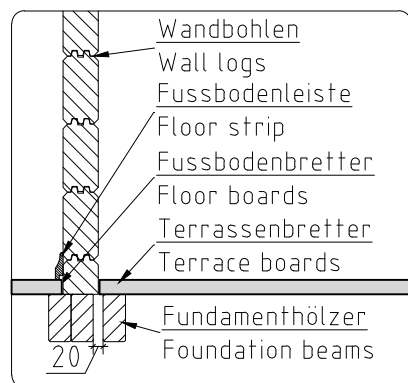
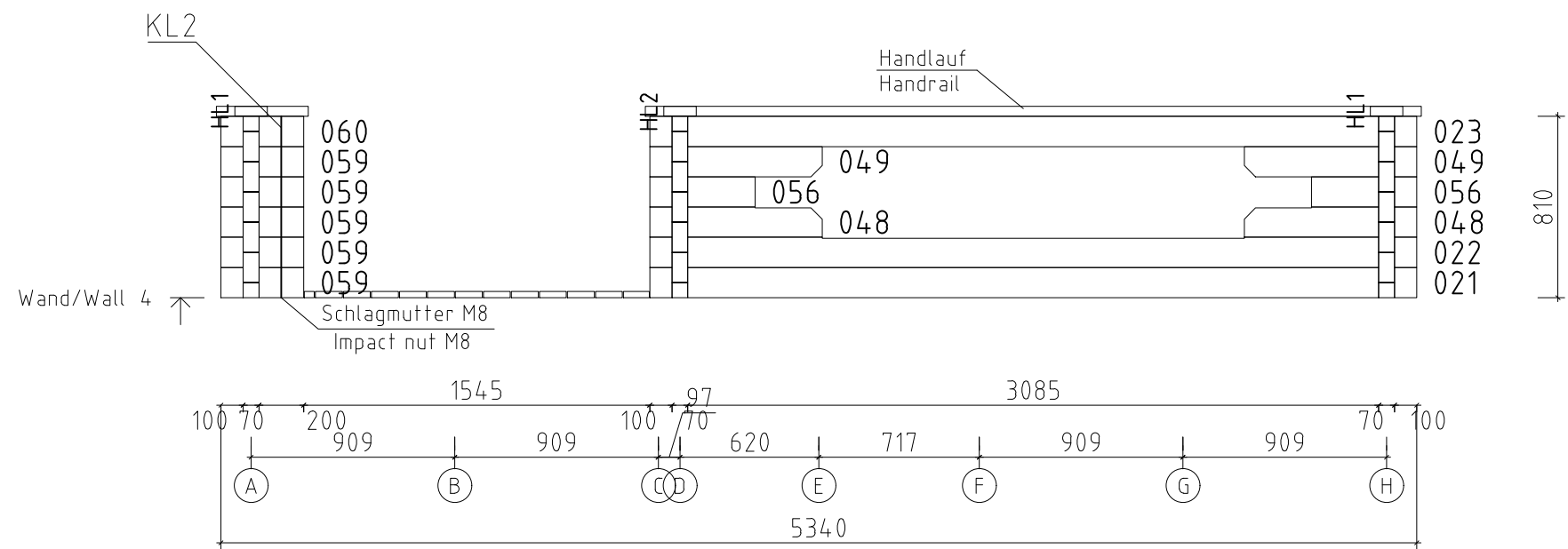
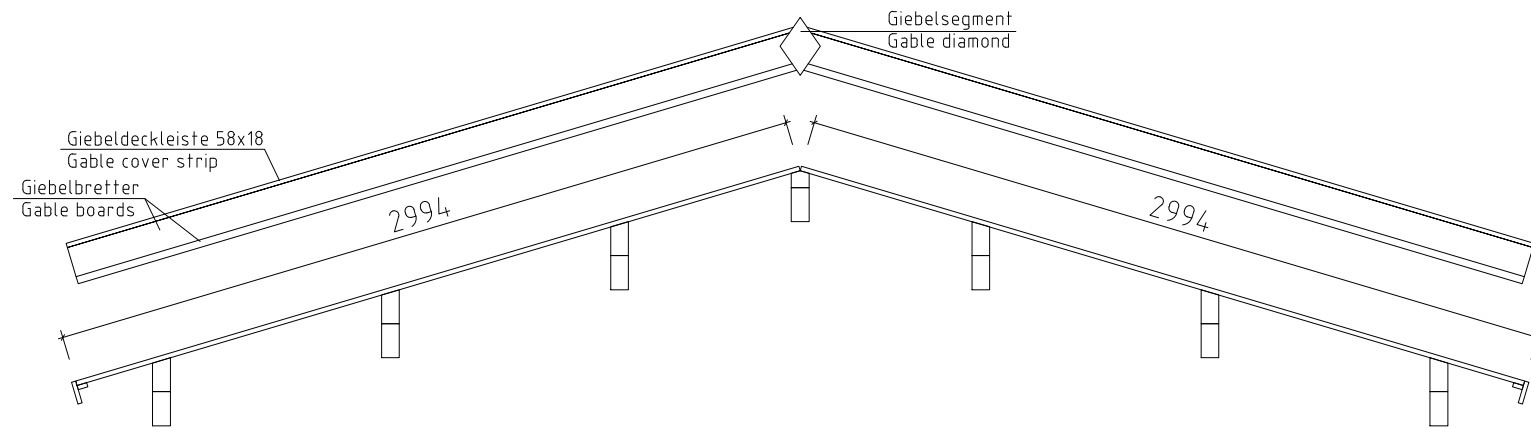
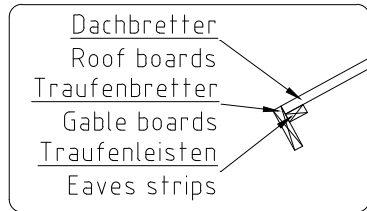
| | | |
|-------------------|------------------------|-----------------------|
| Name | Skara B 534x534+VK 70 | |
| Name | Armin XL 534x534+VK 70 | |
| Zeichnung/Drawing | WAND/WALL 1 | |
| Profil/Profile | 7.0x13.5 | Datum/Date 18.07.2022 |




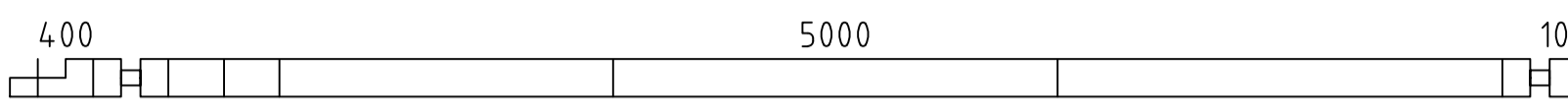
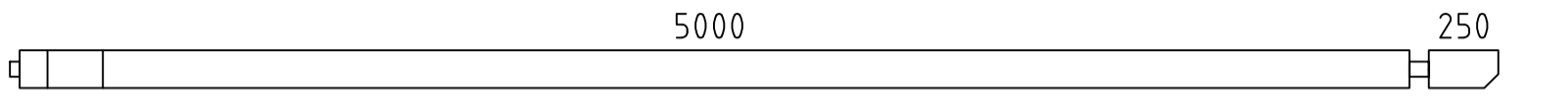
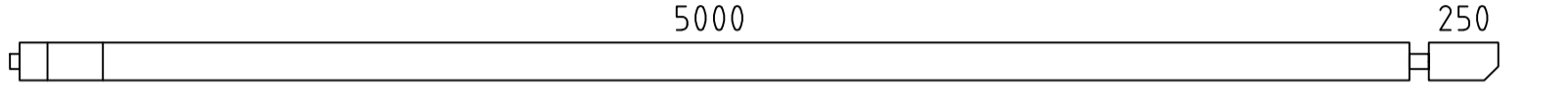

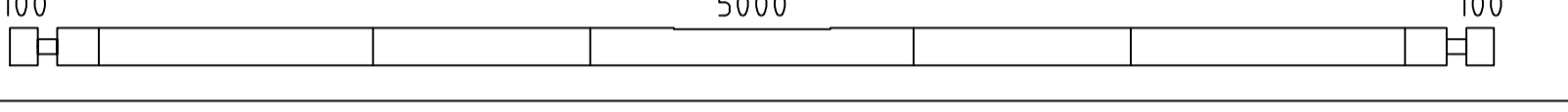






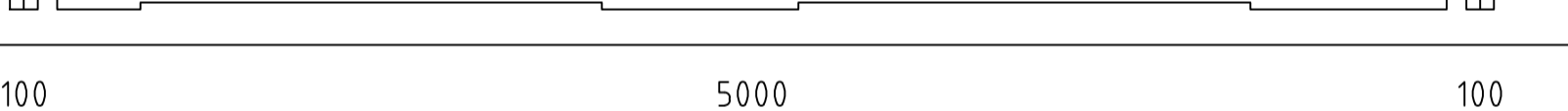



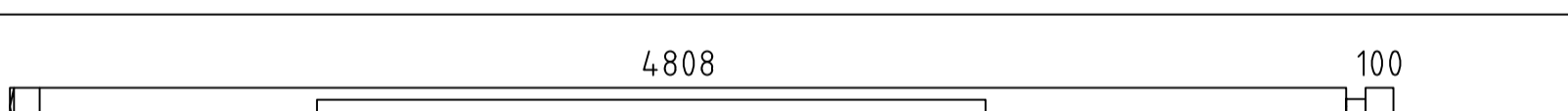


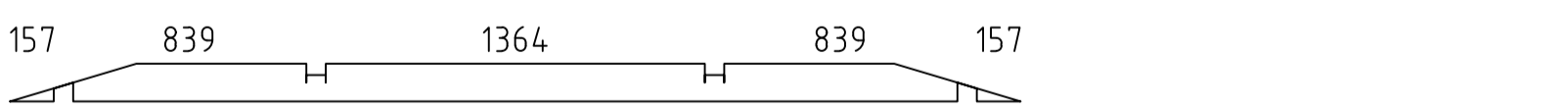

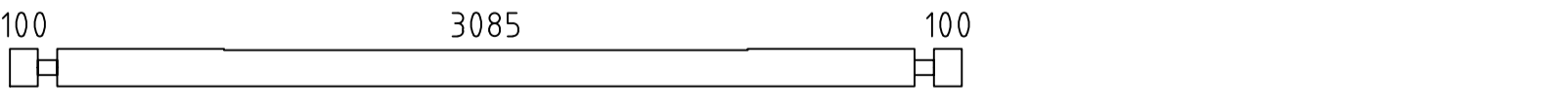

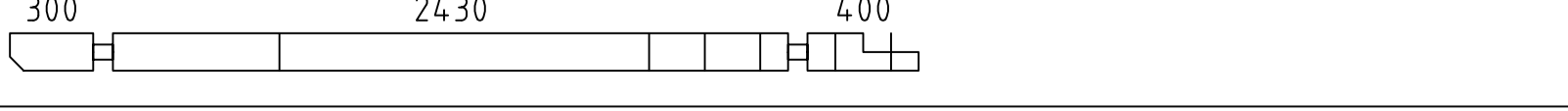
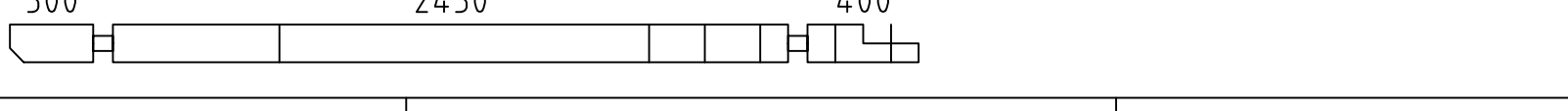

| | | |
|-------------------|------------------------|-----------------------|
| Name | Skara B 534x534+VK 70 | |
| Name | Armin XL 534x534+VK 70 | |
| Zeichnung/Drawing | WAND/WALL 2 | |
| Profil/Profile | 7.0x13.5 | Datum/Date 18.07.2022 |

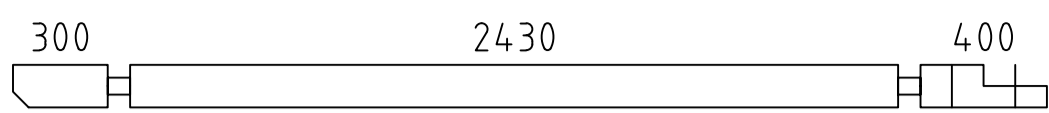
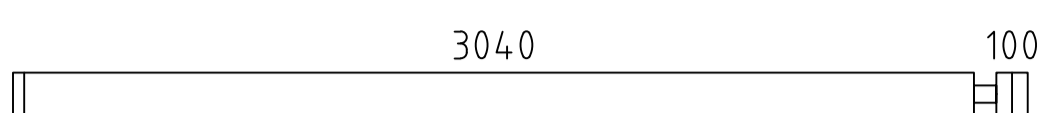

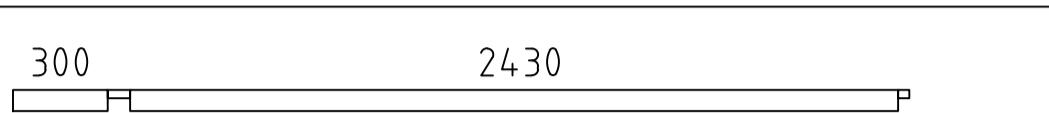
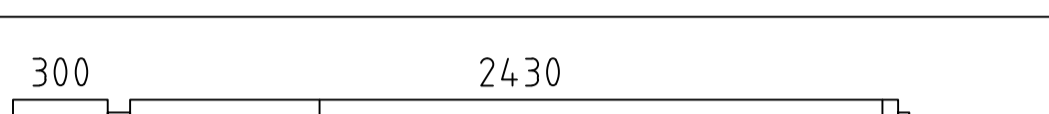
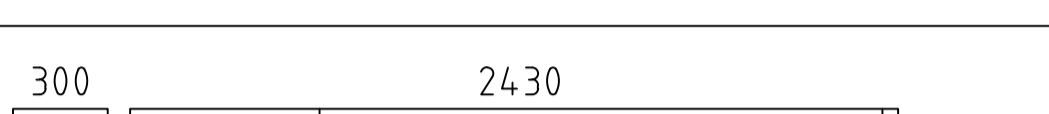

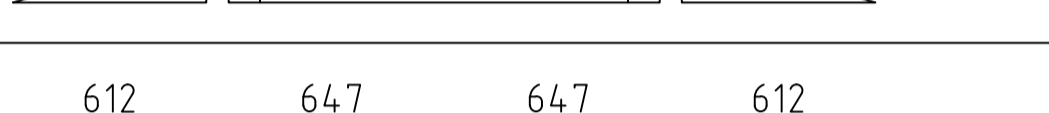








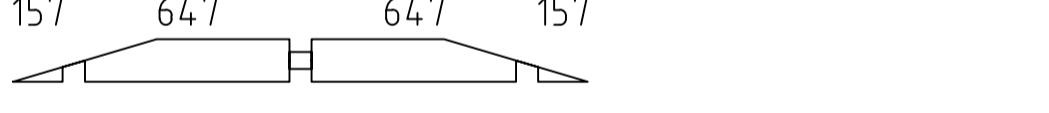
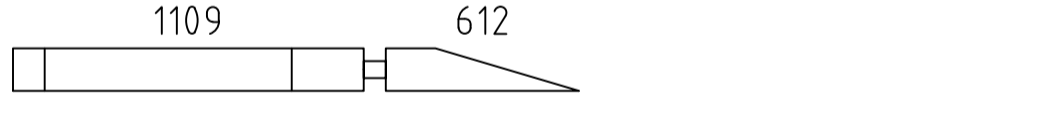
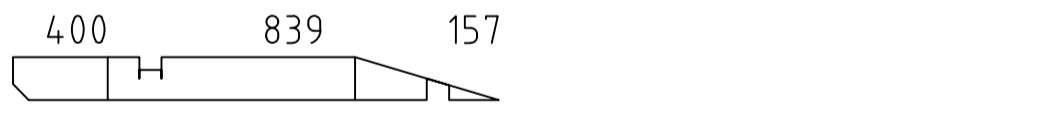

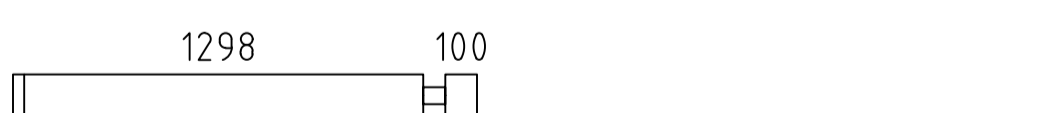






| | | | |
|-------------------|------------------------|------------|------------|
| Name | Skara B 534x534+VK 70 | | |
| Name | Armin XL 534x534+VK 70 | | |
| Zeichnung/Drawing | WAND/WALL 3 | | |
| Profil/Profile | 7.0x13.5 | Datum/Date | 18.07.2022 |

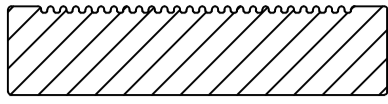


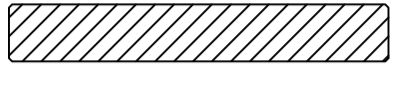
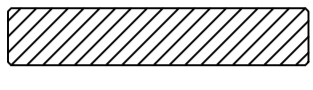
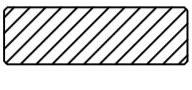
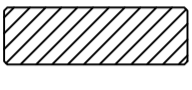
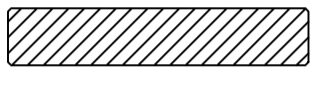
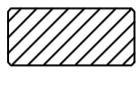
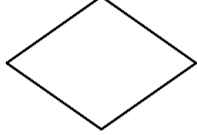
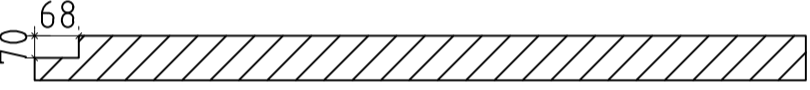
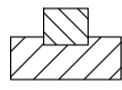
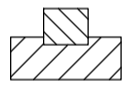
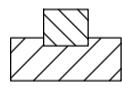
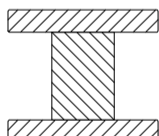


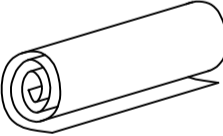
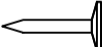



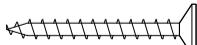
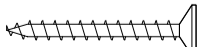
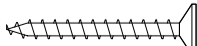



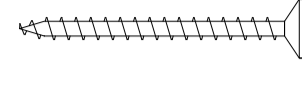
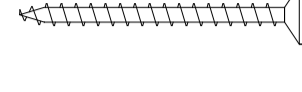







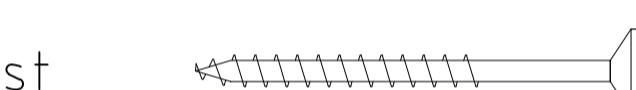
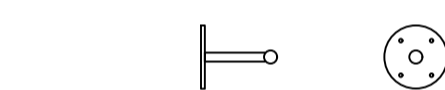
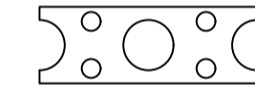


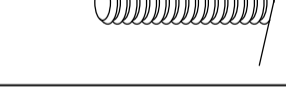




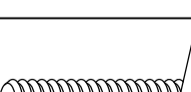




| | | |
|-------------------|------------------------|-----------------------|
| Name | Skara B 534x534+VK 70 | |
| Name | Armin XL 534x534+VK 70 | |
| Zeichnung/Drawing | WAND/WALL 4 | |
| Profil/Profile | 7.0x13.5 | Datum/Date 18.07.2022 |

| Pos | Teieliste/Specification Skara B 534x534+VK 70 | Stck Pcs. | Profil Profile (mm) | Länge Length (mm) |
|------|--|--------------|---------------------------|-------------------------|
| | <u>Achtung!</u> Die Giebelbohlen können teilweise schon vormontiert sein! Bitte beachten - diese erscheinen nicht ganz so wie in der Teieliste beschrieben. | | | |
| | <u>Notice!</u> The gable pieces can be partly pre-assembled! Please notice - those differ from the description given in the specification list. | | | |
| 000 |  Extra Log | 1 | 70x135 | 5640 |
| 001 |  | 4 | 70x135 | 5640 |
| 002 |  | 1 | 70x135 | 5355 |
| 003 |  | 1 | 70x135 | 5355 |
| 004 |  | 1 | 70x67 | 5355 |
| 005 |  | 1 | 70x135 | 5340 |
| 006 |  | 2 | 70x135 | 5340 |
| 007 |  | 2 | 70x68 | 5340 |
| 008 |  | 20 | 70x135 | 5340 |
| 009 |  | 1 | 70x135 | 5340 |
| 010 |  | 1 | 70x135 | 5340 |
| 011 |  | 1 | 70x135 | 5340 |
| 012 |  | 1 | 70x135 | 5340 |
| 013 |  | 16 | 70x135 | 5340 |
| 014 |  | 2 | 70x135 | 5120 |
| 015 |  | 2 | 70x135 | 5120 |
| 016 |  | 1 | 70x135 | 5120 |
| 017 |  | 1 | 70x135 | 4978 |
| 018 |  | 1 | 70x135 | 4978 |
| 019 |  | 2 | 70x135 | 4545 |
| 020 |  | 2 | 70x135 | 3636 |
| 021 |  | 1 | 70x135 | 3425 |
| 022 |  | 1 | 70x135 | 3425 |
| 023 |  | 1 | 70x135 | 3425 |
| 024 |  | 2 | 70x135 | 3270 |
| 025 |  | 2 | 70x135 | 3270 |
| Kood | Skara B 534x534+VK 70 | Materjal | File | Leht 1/6 |

| Pos | Teieliste/Specification Skara B 534x534+VK 70 | Stck Pcs. | Profil Profile (mm) | Länge Length (mm) |
|-----|--|--------------|---------------------------|-------------------------|
| 026 |  | 1 | 70x135 | 3270 |
| 027 |  | 8 | 70x135 | 3210 |
| 028 |  | 2 | 70x135 | 2877 |
| 029 |  | 1 | 70x67 | 2835 |
| 030 |  | 1 | 70x135 | 2835 |
| 031 |  | 1 | 70x135 | 2835 |
| 032 |  | 1 | 70x135 | 2727 |
| 033 |  | 2 | 70x135 | 2727 |
| 034 |  | 2 | 70x68 | 2520 |
| 035 |  | 2 | 70x135 | 2520 |
| 036 |  | 2 | 70x135 | 2520 |
| 037 |  | 2 | 70x68 | 2520 |
| 038 |  | 4 | 70x135 | 2400 |
| 039 |  | 2 | 70x135 | 2388 |
| 040 |  | 1 | 70x135 | 1818 |
| 041 |  | 2 | 70x135 | 1818 |
| 042 |  | 2 | 70x135 | 1791 |
| 043 |  | 2 | 70x135 | 1536 |
| 044 |  | 1 | 70x135 | 1468 |
| 045 |  | 11 | 70x135 | 1468 |
| 046 |  | 3 | 70x125 | 909 |
| 047 |  | 7 | 70x135 | 877 |
| 048 |  | 2 | 70x135 | 770 |
| 049 |  | 2 | 70x135 | 770 |
| 050 |  | 7 | 70x135 | 707 |

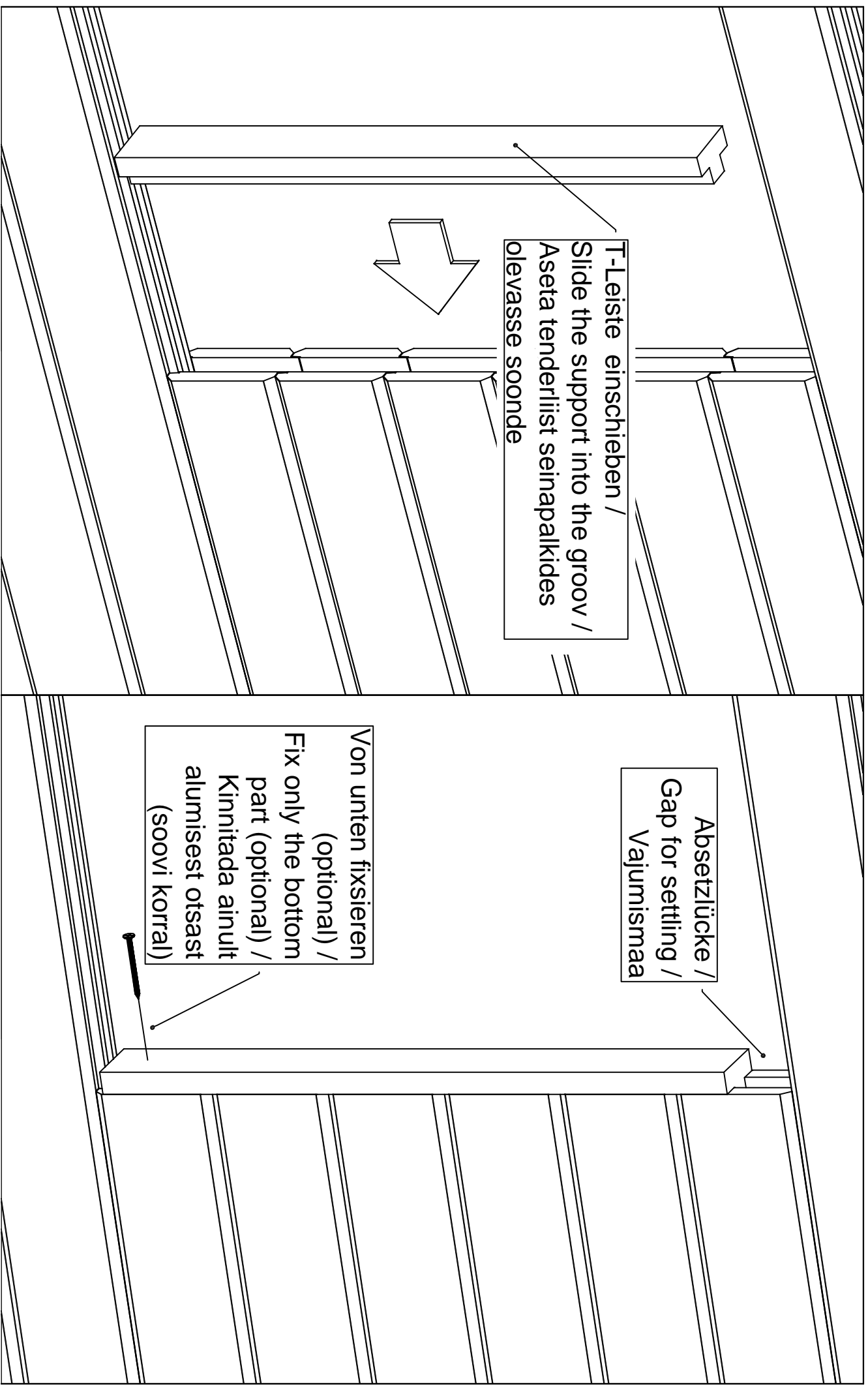
| Pos | Teileliste/Specification Skara B 534x534+VK 70 | | Stck Pcs. | Profil Profile (mm) | Länge Length (mm) |
|------|---|----------|--------------|---------------------------|-------------------------|
| 051 | | | 2 | 70x135 | 670 |
| 052 | | | 2 | 70x135 | 670 |
| 053 | | | 1 | 70x135 | 500 |
| 054 | | | 2 | 70x135 | 500 |
| 055 | | | 1 | 70x135 | 500 |
| 056 | | | 4 | 70x135 | 470 |
| 057 | | | 2 | 70x135 | 470 |
| 058 | | | 15 | 70x135 | 470 |
| 059 | | | 10 | 70x135 | 370 |
| 060 | | | 1 | 70x135 | 370 |
| 061 | | | 1 | 70x68 | 370 |
| 062 | | | 1 | 70x68 | 370 |
| 063 | | | 2 | 70x135 | 300 |
| FH4 | FUNDAMENTHOLZ (imprägniert) - FOUNDATION BEAM (impregnated) | | 3 | 45x95 | 5120 |
| FH2 | FUNDAMENTHOLZ (imprägniert) - FOUNDATION BEAM (impregnated) | | 4 | 45x95 | 5028 |
| FH5 | FUNDAMENTHOLZ (imprägniert) - FOUNDATION BEAM (impregnated) | | 14 | 45x95 | 4940 |
| FH1 | FUNDAMENTHOLZ (imprägniert) - FOUNDATION BEAM (impregnated) | | 4 | 45x95 | 2528 |
| FH3 | FUNDAMENTHOLZ (imprägniert) - FOUNDATION BEAM (impregnated) | | 4 | 45x95 | 576 |
| HL3 | HANDLAUF - HANDRAIL | | 1 | 145x44 | 3465 |
| HL1 | HANDLAUF - HANDRAIL | | 2 | 145x44 | 2590 |
| HL2 | HANDLAUF - HANDRAIL | | 2 | 145x44 | 410 |
| LE1 | LEISTE - LATH | | 5 | 58x18 | 5000 |
| | DACHBRETTER - ROOF BOARDS | | 146+2 | 113x18 | 2995 |
| | FUSSBODENBRETTER - FLOOR BOARDS | | 45+1 | 113x28 | 4995 |
| | TERRASSENBRETTER (imprägniert) - TERRACE BOARDS (impregnated) | | 13+1 | 120x28 | 2560 |
| Kood | Skara B 534x534+VK 70 | Materjal | File | | Leht 3/6 |

| Pos | Teileliste/Specification Skara B 534x534+VK 70 | | Stck Pcs. | Profil Profile (mm) | Länge Length (mm) |
|------------|---|---|--------------|---------------------------|-------------------------|
| | TERRASSENRETTER (imprägniert) - TERRACE BOARDS (impregnated) |  | 27 | 120x28 | 2495 |
| | DECKENLEISTEN - CEILING STRIPS |  ✓ | | 15x28 | 48,0 lfm/rm |
| | FUSSBODENLEISTEN - FLOOR STRIPS |  ✓ | | 14x55 | 22,0 lfm/rm |
| G02-1 | GIEBELBRETTER - GABLE BOARDS 18x120 | 16,5°  ✓ | 4 | 18x120 | 3075 |
| G01-1 | GIEBELBRETTER - GABLE BOARDS 18x95 | 16,5°  ✓ | 4 | 18x95 | 3075 |
| G06-1 | GIEBELDECKLEISTEN - GABLE COVER STRIPS 18x58 |  ✓ | 4 | 18x58 | 3075 |
| G08-1 | GIEBELLEISTEN - GABLE STRIPS 18x58 | 16,5°  ✓ | 4 | 18x58 | 3075 |
| T01-1 | TRAUFBRETTER - EAVES BOARDS 18x95 |  | 4 | 18x95 | 4095 |
| T06-1 | TRAUFNLEISTEN - EAVES STRIPS 18x40 |  ✓ | | 18x40 | 17,0 lfm/rm |
| GS | GIEBELSEGMENT - GABLE DIAMOND |  | 2 | | |
| TP90-1 | STÜTZPFOSTE - SUPPORT POST 90x90 |  | 2 | 90x90 | 1860 |
| TL70-1 | T-LEISTEN - T-STRIPS 70 |  | 2 | 45x70 | 760 |
| TL70-2 | T-LEISTEN - T-STRIPS 70 |  | 2 | 45x70 | 895 |
| TL70-3 | T-LEISTEN - T-STRIPS 70 |  | 2 | 45x70 | 1975 |
| A70-1 | ADAPTER 70 |  | 2 | 106x120 | 810 |
| ML1 | Metallstange - Metal bar |  | 6 | D10 | 360 |
| SH | SCHLAGHÖLZER - MOUNTING PIECES |  | 3 | | |
| KP-1 | DACHPAPPE - ROOFING FELT |  ✓ | | 8.2m-7st | 64.0 lfm/rm |
| NG01 | DACHPAPPNÄGEL - ROOFING NAILS 2.8x15 |  | 1000 | | |
| NG2 550 | NÄGEL - NAILS 2.5x50 Dachbretter - Roof boards |  | 1168 | | |
| NG2 560 | NÄGEL - NAILS 2.5x60 Fussbodenbretter - Floor boards |  | 810 | | |
| NG2 560 | NÄGEL - NAILS 2.5x60 Terrassenbretter - Terrace boards |  | 400 | | |
| SR3 030 | Schrauben - Screws 3.0x30 Deckenleisten - Ceiling strips |  | 96 | | |
| SR3 030 | Schrauben - Screws 3.0x30 Fussbodenleisten - Floor strips |  | 46 | | |
| SR3 030 | Schrauben - Screws 3.0x30 Traufenleisten - Eaves strips |  | 34 | | |
| Kood | Skara B 534x534+VK 70 | Materjal | File | | Leht 4/6 |

| Pos | Teileliste/Specification Skara B 534x534+VK 70 | | Stck Pcs. | Profil Profile (mm) | Länge Length (mm) |
|----------------------|--|---|---|---------------------------|-------------------------|
| SR37 | Schrauben - Screws 3.5x45 | Fenster- und Türleisten - Window and Door strips |  | 84 | |
| SR3 545 | Schrauben - Screws 3.5x45 | Giebelbretter - Gable boards |  | 64 | |
| SR3 545 | Schrauben - Screws 3.5x45 | Giebeldeckleisten - Gable cover strips |  | 32 | |
| SR3 545 | Schrauben - Screws 3.5x45 | Giebelleisten - Gable strips |  | 32 | |
| SR3 545 | Schrauben - Screws 3.5x45 | Giebelsegment - Gable diamond |  | 4 | |
| SR3 545 | Schrauben - Screws 3.5x45 | Handlauf - Handrail |  | 24 | |
| SR3 545 | Schrauben - Screws 3.5x45 | Leiste - Lath |  | 50 | |
| SR3 545 | Schrauben - Screws 3.5x45 | Traufenbretter - Eaves boards |  | 40 | |
| SR354 5-001 | Schrauben - Screws 3.5x45 | Verbindungsstreifen - Connecting strip |  | 12 | |
| SR5 0100 | Schrauben - Screws 5.0x100 | Fundamenthölzer - Foundation beams |  | 116 | |
| SR5 0100 | Schrauben - Screws 5.0x100 | Pos 029 - Log 029 |  | 7 | |
| SR5 070 | Schrauben - Screws 5.0x70 | Stützpfole - Support post |  | 20 | |
| TST | Türstopper - Doorstop |  | 1 | | |
| VS | Verbindungsstreifen für verbinden der Wandbohlen - Connecting strip for connecting the wall parts |  | 3 | | |
| VP2 | Verstellbare Pfostenstütze - Adjustable post support M16 |  | 2 | | |
| KN01 | die Fliese mit Nagel 2.0x40 (für Zapfenfüllung) - A tile with a nail 2.0x40 (to support a tenon) |  | 17 | | |
| KL1 | Gewindestange - Threaded Rod M8 |  | 4 | | 2000 |
| KL2 | Gewindestange - Threaded Rod M8 |  | 4 | | 810 |
| KL3 | Gewindestange - Threaded Rod M8 |  | 2 | | 540 |
| KL4 | Gewindestange - Threaded Rod M8 |  | 2 | | 405 |
| KL5 | Gewindestange - Threaded Rod M8 |  | 6 | | 338 |
| KL6 | Gewindestange - Threaded Rod M8 |  | 4 | | 325 |
| KL7 | Gewindestange - Threaded Rod M8 |  | 42 | | 270 |
| KV M UT M8 | Mutter - Nut M8 |  | 120 | | |
| KV S EIB M8X25 | U-Scheibe - Washer M8 Ø25 |  | 120 | | |
| Kood | Skara B 534x534+VK 70 | Materjal | File | Leht | 5/6 |

| Pos | Teileliste/Specification Skara B 534x534+VK 70 | Stck Pcs. | Profil Profile (mm) | Länge Length (mm) |
|---|---|--------------|---------------------------|-------------------------|
| KV MU TJ M8 | Befestigungsmutter - Fixing nut M8 | 4 | | |
| LMT01 | Schlagmutter - Impact nut M8 | 2 | | |
| | <p style="text-align: center;">FENSTER/WINDOW Q5 W5-D70P-04T-15060880</p> <div style="display: flex; justify-content: space-around; align-items: flex-start;"> <div style="text-align: center;"> <p>1506 880</p> </div> <div style="text-align: center;"> <p>L1 L2 L3</p> </div> <div> <p>RA68-4 / W203-PT</p> <p>L1 18x90 L=1745mm 2x L2 18x90 L=1000mm 4x L3 18x90 L=1505mm 2x ✓</p> </div> </div> | 1 | | |
| | <p style="text-align: center;">FENSTER/WINDOW Q5 W5-T70P-04T-22850880</p> <div style="display: flex; justify-content: space-around; align-items: flex-start;"> <div style="text-align: center;"> <p>2285 880</p> </div> <div style="text-align: center;"> <p>L1 L2 L3</p> </div> <div> <p>RA68-8 / W301-PT</p> <p>L1 18x90 L=2525mm 2 Stck. L2 18x90 L=1000mm 4 Stck. L3 18x90 L=2285mm 2 Stck. ✓</p> </div> </div> | 1 | | |
| | <p style="text-align: center;">TÜR/DOOR Q5 D5-D70R-56T-15401980</p> <div style="display: flex; justify-content: space-around; align-items: flex-start;"> <div style="text-align: center;"> <p>1540 1980</p> </div> <div style="text-align: center;"> <p>L1 L2</p> </div> <div> <p>TU3-SH / D201-RT</p> <p>L1 18x90 L=1780mm 2x L2 18x90 L=1980mm 4x ✓</p> <p>DIN rechts / Right handed</p> </div> </div> | 1 | | |
| | | | | |
| | | | | |
| | | | | |
| | | | | |
| | | | | |
| | | | | |
| | | | | |
| | | | | |
| | | | | |
| | | | | |
| | | | | |
| | | | | |
| | | | | |
| | | | | |
| | | | | |
| | | | | |
| | | | | |
| | | | | |
| | | | | |
| | | | | |
| ✓ - Bitte selber anpassen (falls nötig)! / Cut into length on site (if needed)! | | | | |

Montageanleitung für T-Leisten / Installing the door and window supports / Tenderliistu paigaldusjuhend.



| | | | |
|---------|-------|---|-----------------------|
| Aken | Q4-Q6 | - | paigaldusjuhis |
| Window | Q4-Q6 | - | assembly instructions |
| Fenster | Q4-Q6 | - | Montageanleitung |

5-10mm

3.5x45

Lõika mõõtu
Cut to length
Absägen
- 10mm / -20mm

NB!

3.5x45

Vihmaliist / Rain strip / Wasserleiste

Q5-Q6

*Silikoon

*Silicon

*Silikon

*Vajumispilu

*Settling gap

*Senkungs spalt

ca 40-50mm

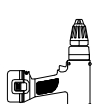
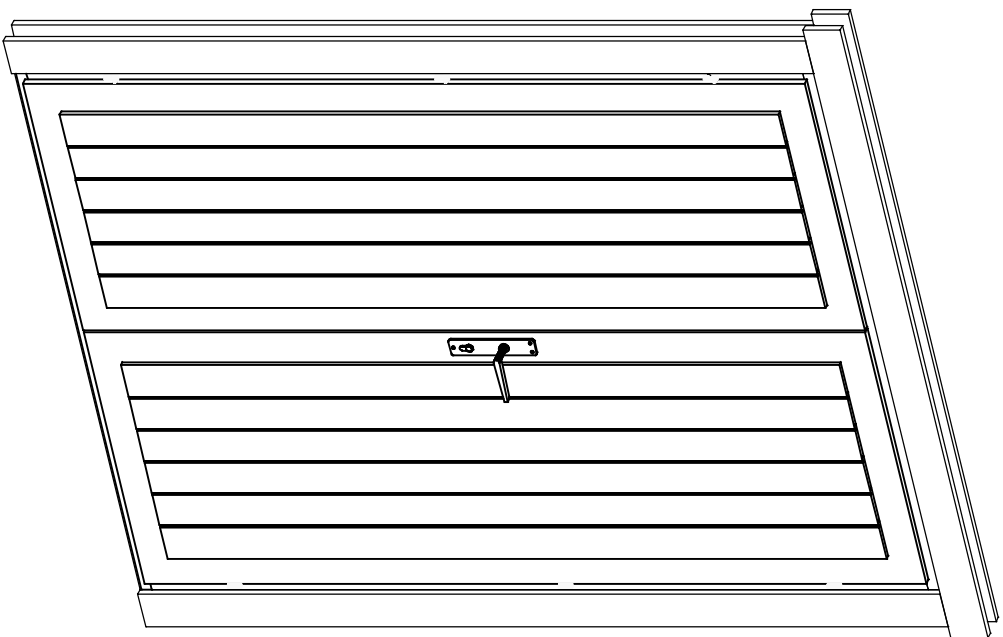
NB!

- Monteerida juhul kui ese on välja toodud maja spetsifikatsioonis!
- Install only if the item is listed in the house specification!
- Nur montieren wenn die Leiste in der Teileliste gezeigt ist!

Veeplekk / Window sill / Fensterbank

4,2x16

Ukse montaa 0 / Tür montage / Door assembly
(GH+ / SH)



4.5x90

4.5x90

