

Name

Sommerland A 410x410/70

Zeichnung/Drawing

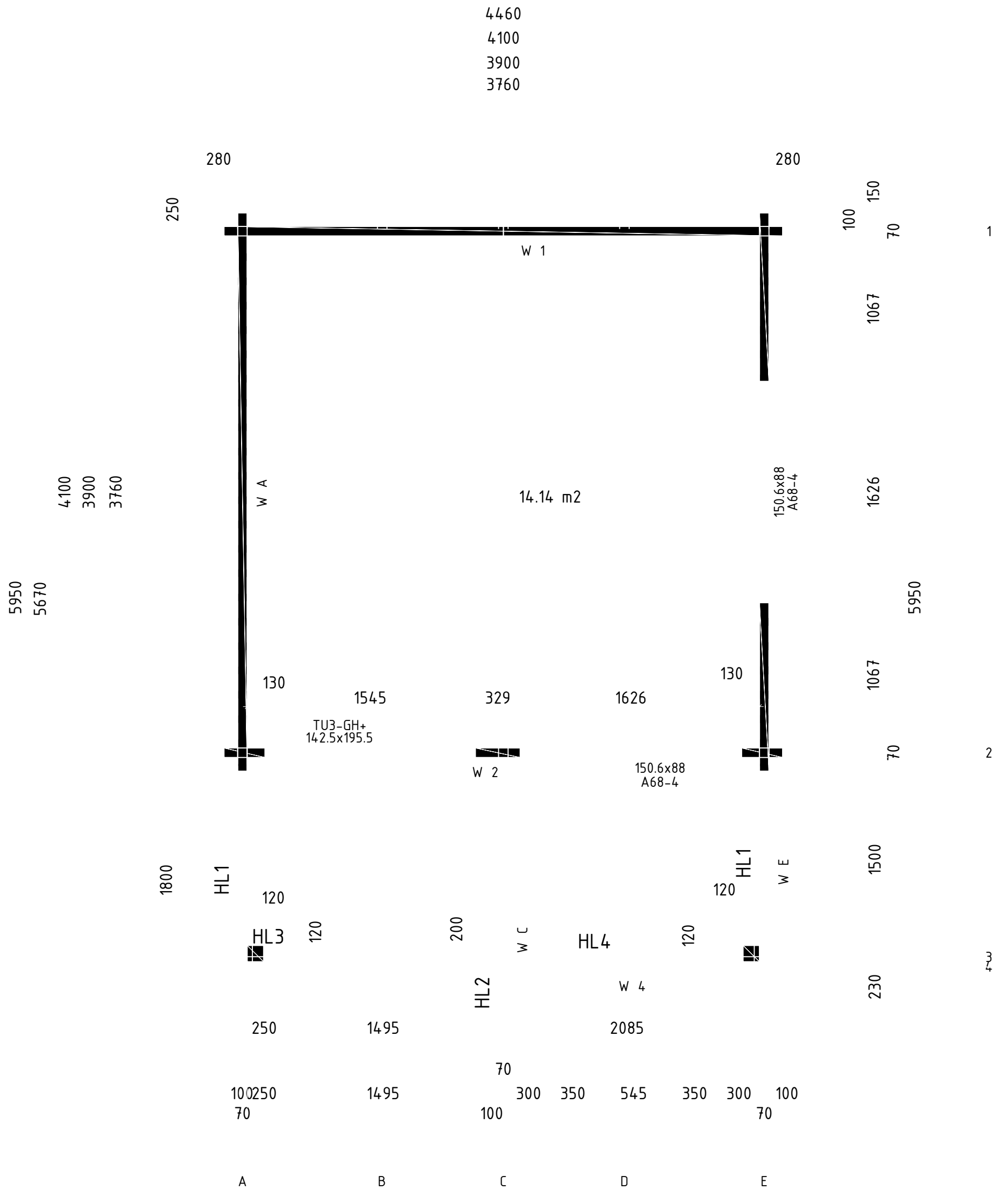
3D

Profil/Profile

7.0x13.5

Datum/Date

04.04.2018



Name

Sommerland A 410x410/70

Zeichnung/Drawing


Grundplan; Plan

Profil/Profile

7.0x13.5

Datum/Date

04.04.2018



5950

- Giebeldeckleisten
Gable cover boards
- Dachbretter
Roof boards
- Giebelbretter
Gable boards
- Dachbalken
Roof beams

300

250

120x120

Handlauf
Handrail

Adapter

Punn saagida

8mm STW-Y!
Cut the tongue

HL3

049

041

031

043

055

Punn osaliselt saagida

8mm STW-Y!
Cut the tongue

040

042

030

029

Wand/Wall A

6181WXd

LSbXXE g Y!

A file to
support a tenon

100 70

43

FH4

1350

1500

5010070

FH4

5670

3760

3830

70 100

1

FH4

- 006
- 007
- 011
- 011
- 011
- 011
- 011
- 011
- 011
- 011
- 011
- 011
- 011
- 011
- 011
- 011
- 011
- 011

2295

Name

Sommerland A 410x410/70

Zeichnung/Drawing

WAND/WALL A

Profil/Profile

7.0x13.5

Datum/Date

04.04.2018

300

5950

KL7

KL7

250

005
008

2430

2700

Wand/Wall B

6181
LS
A tile to support a tenon

1670

1500

70

3760

3830

70 100

3

2

1

5670

FH5

FH5

FH5

FH5

FH5

FH5

FH5

FH5

FH5

FH5

Name

Sommerland A 410x410/70

Zeichnung/Drawing

WAND/WALL B

Profil/Profile

7.0x13.5

Datum/Date

04.04.2018

5950

KL6

KL6

300

250

004
003
013

KL2

Punn saagida
SWISTW!
Cut the tongue

HL4

051
050
050
050
050
050

Schlagmutter M8
Impact nut M8

Wand/Wall C

6181WEd
LSWWEg Y!
A tile to
support a tenon

120 70 70 200
43
390

1300
1500

70
2

3760
3830

70
1

FH5

FH5

FH5

FH5

FH5

FH5

FH5

FH5

FH5

FH5

3038

Name

Sommerland A 410x410/70

Zeichnung/Drawing

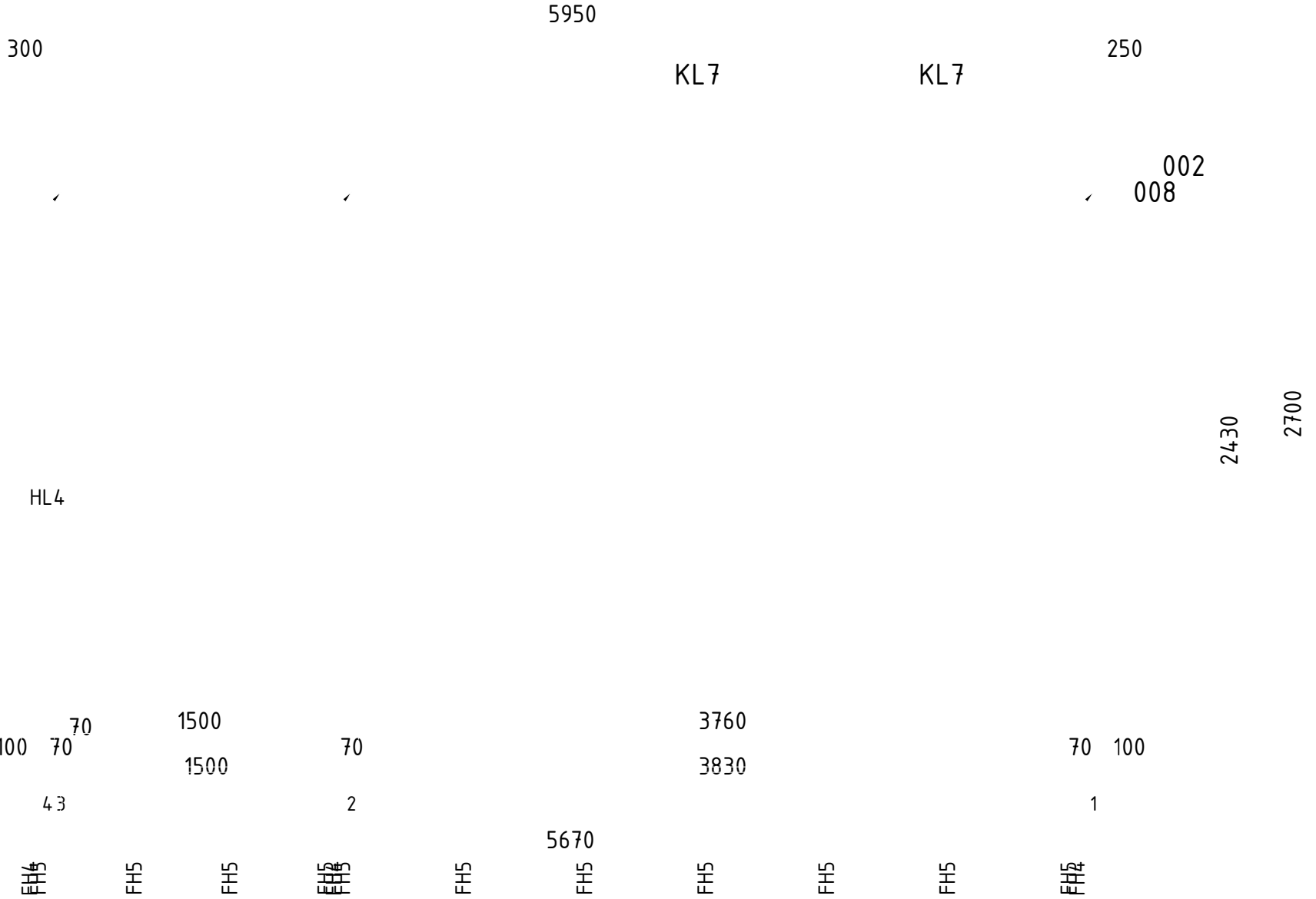
WAND/WALL C

Profil/Profile

7.0x13.5

Datum/Date

04.04.2018



Wand/Wall D
 6181 W&E
 LS&WE g Y
 A tile to
 support a tenon

300

5950

250

120x120

Handlauf
Handrail

HL4

Punn saagida
8mm STW Y!
Cut the tongue

Adapter

T-Leiste
T-strip

034
034
034
034
034
034
034
034

970

001

007
034
034
034
034
034
034
034
034
012
011
011
011
011
011
011
011

2295

041
049 040

031
043
055
042
030
029

Punn osaliselt saagida
8mm STW Y!
Cut the tongue

Wand/Wall E

6181WNE
LSbXXE Y!
A tile to
support a tenon

100 70
43

1350
1500

5010070
2

1067

5670

1626
3830

1067

70 100
1

FH4

FH4

FH4

Name

Sommerland A 410x410/70

Zeichnung/Drawing

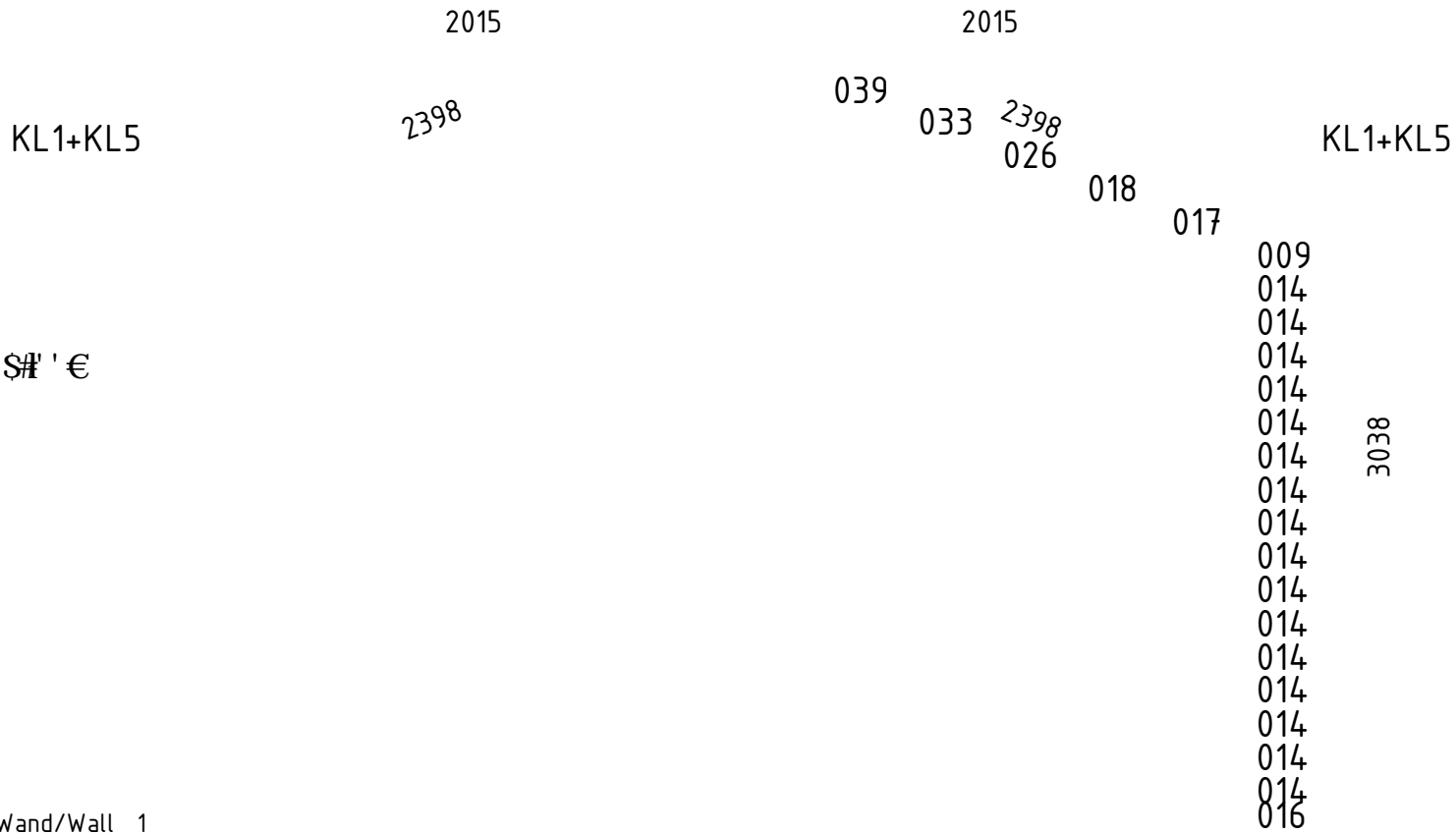
WAND/WALL E

Profil/Profile

7.0x13.5

Datum/Date

04.04.2018




Wand/Wall 1

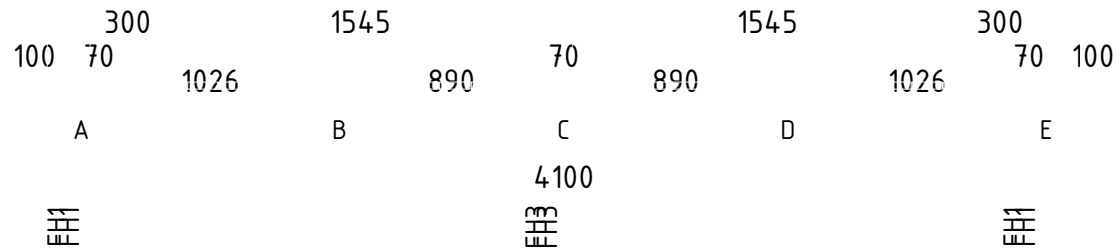
100 70 1026 890 3760 890 1026 70 100
 A B C D E

- Wandbohlen
- Wall logs
- Fussbodenleiste
- Floor strip
- Dachbretter
- Roof boards
- Fussbodenbretter
- Traufenbretter
- Floor boards
- Gable boards
- Traufenleisten
- Eaves strips
- Foundation beams

Name Sommerland A 410x410/70
 Zeichnung/Drawing WAND/WALL 1
 Profil/Profile 7.0x13.5 Datum/Date 04.04.2018



Wand/Wall 3



Name

Sommerland A 410x410/70

Zeichnung/Drawing

WAND/WALL 3

Profil/Profile

7.0x13.5

Datum/Date

04.04.2018

Giebelsegment
Gable diamond

Giebeldeckleiste 58x18
Gable cover strip

Giebelbrett
Gable board

KL2
Handlauf
Handrail

HL1

Handlauf
Handrail

HL2

HL1

048
047
047
047
047
047
046

045 038
037

025
024
038
045
037
023
022

810

Wand/Wall 4
Schlagmutter M8
Impact nut M8

100 250
70

1026

A

Punn osaliselt saagida
SWI STW Y!
Cut the tongue

1495

890

B

100 70

4100

C

890

1845

D

1026

70 100

E

Name

Sommerland A 410x410/70

Zeichnung/Drawing

WAND/WALL 4

Profil/Profile

7.0x13.5

Datum/Date

04.04.2018

Pos	Teileliste/Specification Sommerland A 410x410/70				Stck. Pcs.	Profil Profile (mm)	W Length (mm)	
001	300	1430		3760	250	1	70x135	5950
002	300	1430		3760	250	1	70x135	5950
003	300	1430		3760	250	1	70x135	5950
004	300	1430		3760	250	1	70x68	5950
005	300	1430		3760	250	1	70x135	5950
006	300	1430		3760	250	1	70x135	5950
007	170	1430		3760	100	2	70x135	5670
008	170	1430		3760	100	2	70x135	5670
009	100		3760		100	2	70x135	4100
010	100		3760		100	1	70x135	4100
011	100		3760		100	22	70x135	4100
012	100		3760		100	1	70x135	4100
013	100		3760		100	1	70x135	4100
014	100		3760		100	17	70x135	4100
015	100		3760		100	1	70x135	4100
016	100		3760		100	1	70x68	4100
017	785	1709		785		2	70x135	3418
018	443	1709		443		2	70x135	2735
019		2085		100		1	70x68	2255
020		2085		100		7	70x135	2255
021		2085		100		1	70x135	2255
022	100	1845		100		1	70x68	2185
023	100	1845		100		1	70x135	2185
024	100	1845		100		1	70x135	2185
025	100	1845		100		1	70x68	2185

Pos	Teileliste/Specification Sommerland A 410x410/70				Stck. Pcs.	Profil Profile (mm)	Länge Length (mm)
026	101	820	820	101	2	70x135	2051
027	101		1709	101	1	70x135	2051
028		1620		100	2	70x135	1790
029	100		1350		2	70x135	1520
030	100		1350		2	70x135	1520
031	100		1350		2	70x135	1520
032		649		649	1	70x135	1367
033		649		649	2	70x135	1367
034	100		1067		14	70x135	1237
035		355		785	2	70x135	1209
036		595		443	2	70x135	1107
037	100		650		2	70x135	820
038	100		650		2	70x135	820
039		307		307	3	70x121	684
040	100		500		2	70x135	670
041	100		500		2	70x135	670
042					2	70x135	500
043					2	70x135	500
044	100		300		2	70x135	470
045		300		100	2	70x135	470
046	100		250		1	70x68	420
047	100		250		5	70x135	420
048	100		250		1	70x68	420
049	100		250		2	70x135	420
050	120		200		5	70x135	390

Pos	Teileliste/Specification Sommerland A 410x410/70		Stck. Pcs.	Profil Profile (mm)	Length (mm)
051	120 200		1	70x135	390
052			6	70x135	329
053	130100		20	70x135	300
054	100130		1	70x68	300
055			2	70x135	250
FH4		80@63? 7@F: A>L /_ bP Y [MfiŽ 8AG@63F;A@ 473? /_ bW SFWfi	3	44x94	3880
FH2		80@63? 7@F: A>L /_ bP Y [MfiŽ 8AG@63F;A@ 473? /_ bW SFWfi	4	44x94	3792
FH5		80@63? 7@F: A>L /_ bP Y [MfiŽ 8AG@63F;A@ 473? /_ bW SFWfi	11	44x94	3704
FH1		80@63? 7@F: A>L /_ bP Y [MfiŽ 8AG@63F;A@ 473? /_ bW SFWfi	4	44x94	1526
FH3		80@63? 7@F: A>L /_ bP Y [MfiŽ 8AG@63F;A@ 473? /_ bW SFWfi	2	44x94	450
HL4		HANDLAUF - HANDRAIL	✓	1	145x44 2185
HL1		HANDLAUF - HANDRAIL	✓	2	145x44 1600
HL2		HANDLAUF - HANDRAIL	✓	1	145x44 450
HL3		HANDLAUF - HANDRAIL	✓	1	145x44 420
	DACHBRETTER - ROOF BOARDS		106+1	113x18	2400
	FUSSBODENBRETTER - FLOOR BOARDS		34+1	113x28	3755
	F7DD3EE7@4D7FF7D /_ bP Y [MfiŽ F7DD357 4A3D6E (impregnated)		13+1	120x28	1565
	F7DD3EE7@4D7FF7D /_ bP Y [MfiŽ F7DD357 4A3D6E (impregnated)		18	120x28	1495
	ABDECKLEISTEN - COVER STRIPS		✓	15x28	34,0 lfm/lm
	FUSSBODENLEISTE - FLOOR STRIPS		✓	14x55	16,0 lfm/lm
A70-1	ADAPTER 70		✓	2	120x106 840
G2-1	GIEBELBRETTER - GABLE BOARDS 90X18		SH(€ ✓	4	90x18 2480
G1-1	GIEBELBRETTER - GABLE BOARDS 120X18		SH(€ ✓	4	120x18 2480
G5-1	GIEBELDECKLEISTE - GABLE COVER STRIPS 58X18		✓	4	58x18 2480
G3-1	GIEBELLEISTE - GABLE STRIPS 58X18		SH(€ ✓	4	58x18 2480

Pos	Teileliste/Specification Sommerland A 410x410/70	Stck. Pcs.	Profil Profile (mm)	>2`Y Length (mm)
T2-1	TRAUFENBRETTER - EAVES BOARDS 90X18	2	90x18	5950
T4-1	TRAUFENLEISTE - EAVES STRIPS 40x18	✓	40x18	13,0 lfm/lm
GS	GIEBELSEGMENT - GABLE DIAMOND	2		
SP3-1	EF-FLBSAEF7 Ž EGBBADF BAEF #S'j #S'	✓	120x120	2025
	T-LEISTEN - T-STRIPS 70	2	70x45	760
	T-LEISTEN - T-STRIPS 70	2	70x45	895
	T-LEISTEN - T-STRIPS 70	2	70x45	1910
SH	E5 >39 §>L7D Ž ?AG@F;@9 B;757E	3		
	DACHPAPPE - ROOFING FELT	✓	6,0m-6st.	38,0 lfm/lm
NG04	635 B3BB@ 97> Ž DAA8@9 @3;>E ŠZj #	600		
NG02	@ 97> Ž @3;>E ŠZj ' " Dachbretter - Roof boards	636		
NG03	@ 97> Ž @3;>E ŠZj (" Fussbodenbretter - Floor boards Terrassenbretter - Terrace boards	724		
SR01	SCHRAUBEN - SCREWS 3.0x30 Abdeckleisten - Ceiling trims Fussbodenleisten - Floor strips Traufenleisten - Eaves strips	128		
SR03	SCHRAUBEN - SCREWS 3.5x45 Giebelbretter - Gable boards Giebeldeckleiste - Gable cover strips Giebelsegment - Gable diamond Traufenbretter - Eaves boards Handlauf - Handrail	216		
	8WefWŽ g`VFEdVefW Ž I [Vai S`V Vaad ef dbe			
SR10	SCHRAUBEN - SCREWS 5.0x70 EfÉfl bXefW Ž Egbbadf baefe	8		
SR11	SCHRAUBEN - SCREWS 5.0x100 8g`VS_WfZAI W Ž 8ag`VSf[a` TWS_e EfÉfl bXefW Ž Egbbadf baefe	100		
	VW8[VW_ f @SYWSZj & /XEdLSbWWE`g`YfiŽ 3 f[W with a nail 2.0x40 (to support a tenon)	11		
KL1	Gewindestange - Threaded Rod M8	4		2000
KL2	Gewindestange - Threaded Rod M8	2		810
KL3	Gewindestange - Threaded Rod M8	2		675
KL4	Gewindestange - Threaded Rod M8	2		405
KL5	Gewindestange - Threaded Rod M8	✓	4	363

Pos	Teileliste/Specification Sommerland A 410x410/70	Stck. Pcs.	Profil Profile (mm)	>`Y Length (mm)
KL6	Gewindestange - Threaded Rod M8	2		338
KL7	Gewindestange - Threaded Rod M8	4		270
	?gfWŽ`gf?* GŽEUMWŽ i SeZM`Š	30		
	Befestigungsmutter - fixing nut M8	4		
	Schlagmutter M8 - Impact nut M8	2		
VP3	HMFWISMBXefWefEfl WŽ 3VgefSTWbaef egbbaf M20	2		
	6,5 FG@E43@6 /Mfw4aZW] d`l EMW 2`WfiŽ SEAL TAPE (upper log on sidewalls)			12,0 lfm/lm
	FENSTER/WINDOW 1506x880	2	A68-4	
				✓
	F-D. GAAD #S j #' '	1	TU3-GH+	
				✓

✓ Ž 4ffweWWS`bSeeW/S`e`Ä[fi! 5gf [fa`WfZ a` e[fW[X`WWWfi