

Name

Sommerland B 410X534\_70

Zeichnung/Drawing

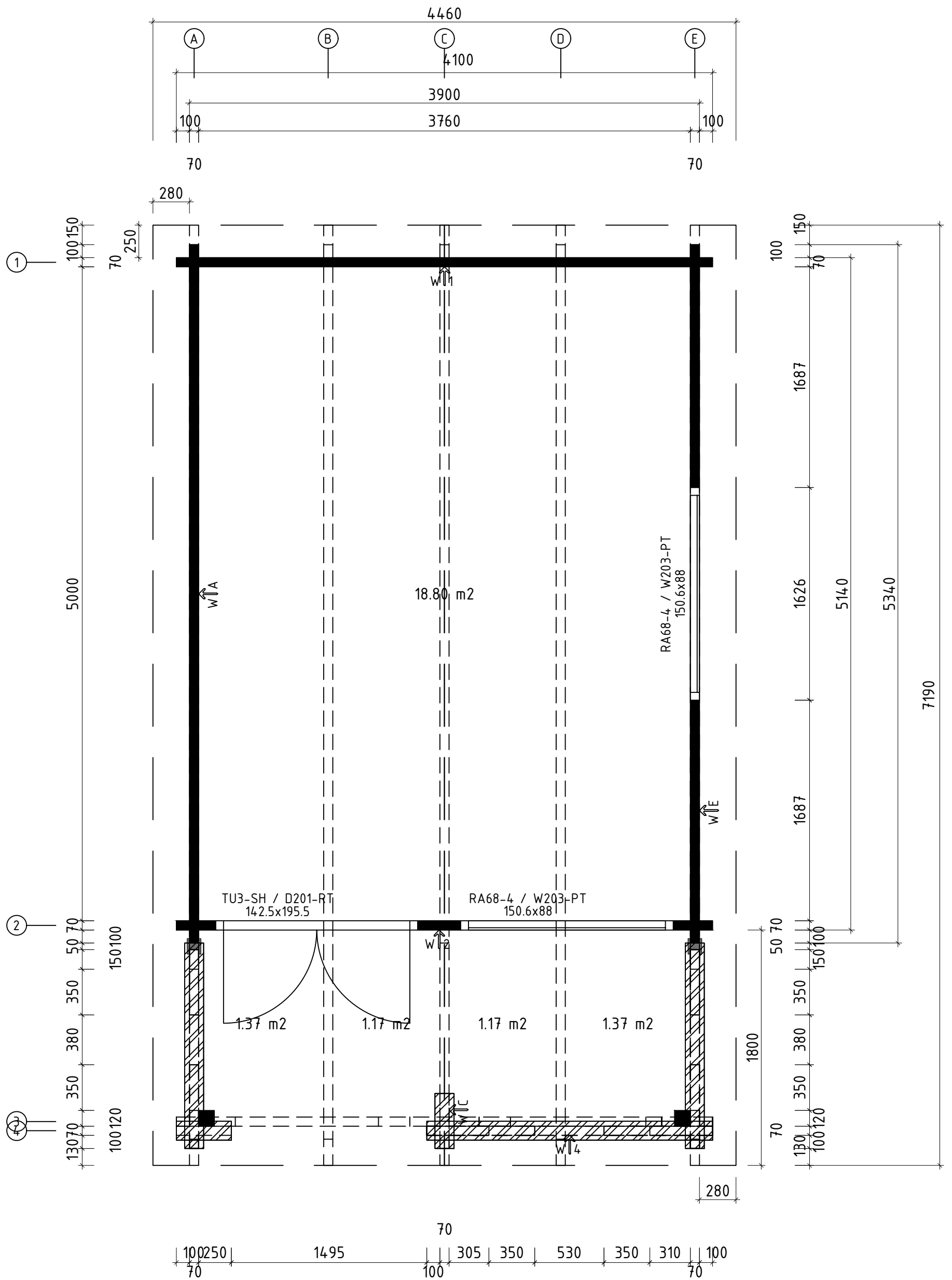
3D

Profil/Profile

7.0X13.5

Datum/Date

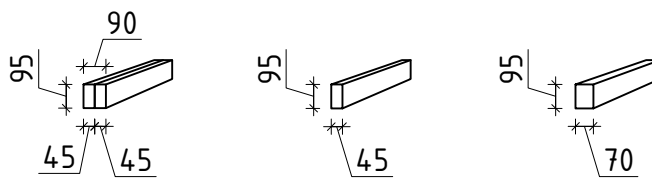
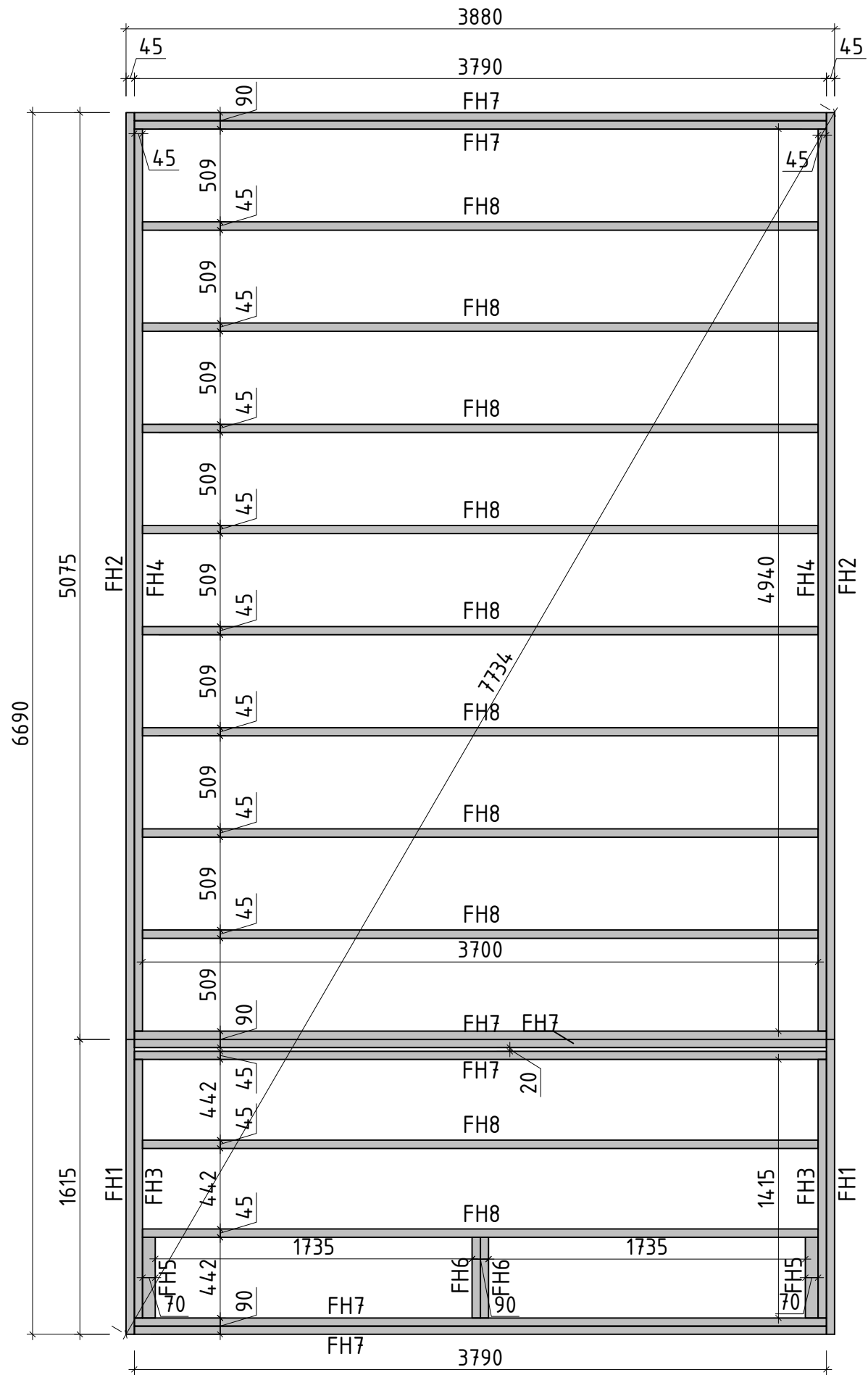
05.10.2021




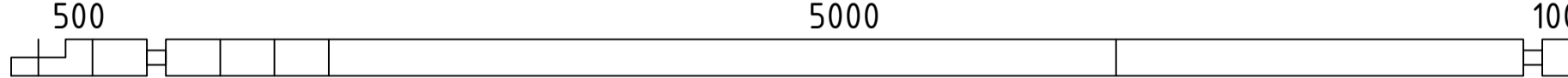
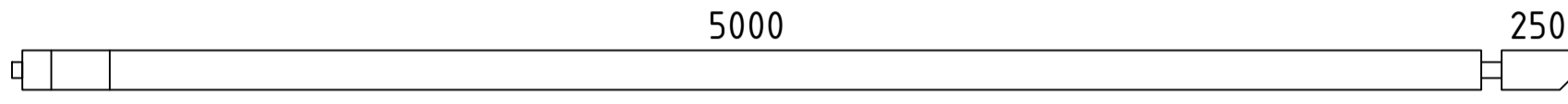
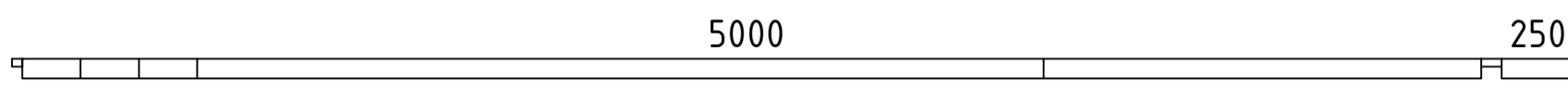
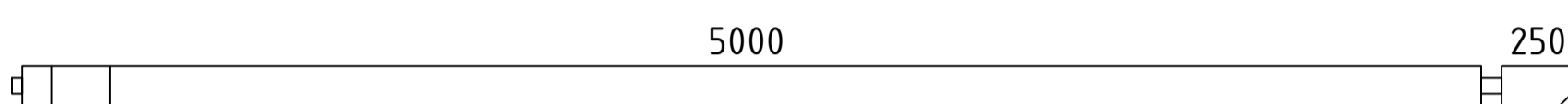
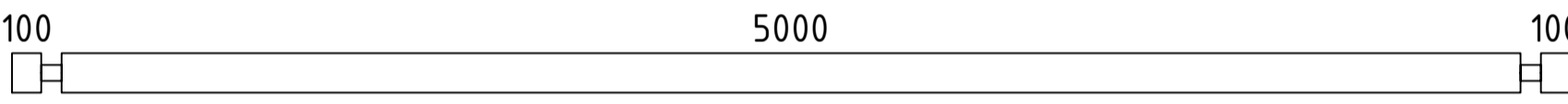
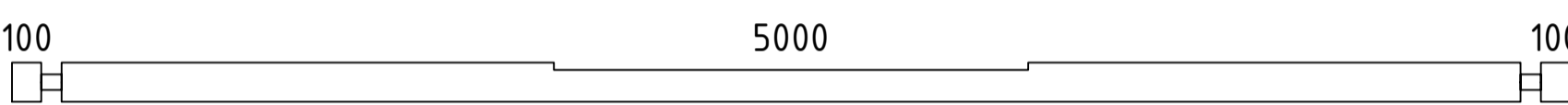
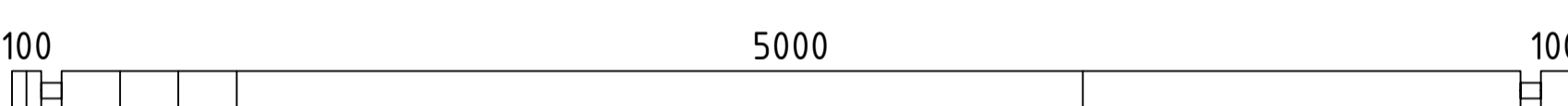
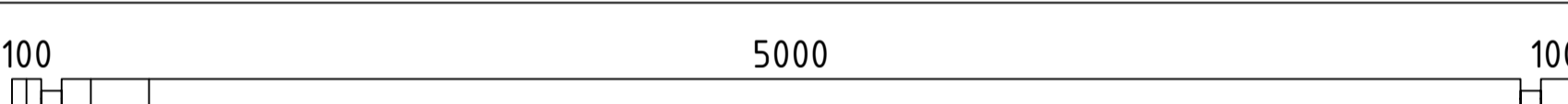
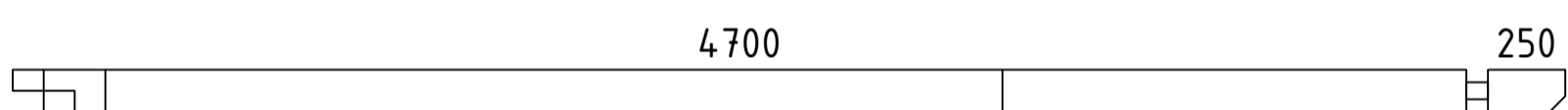
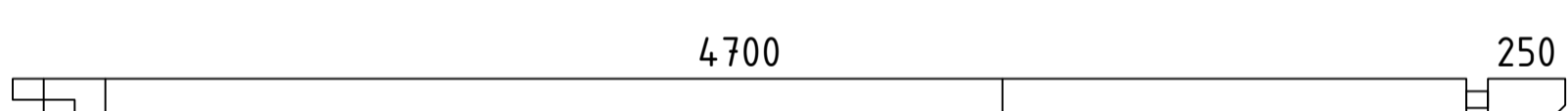
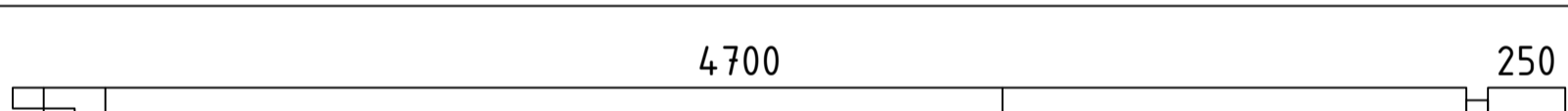
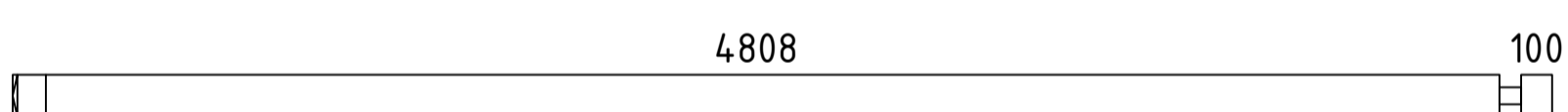
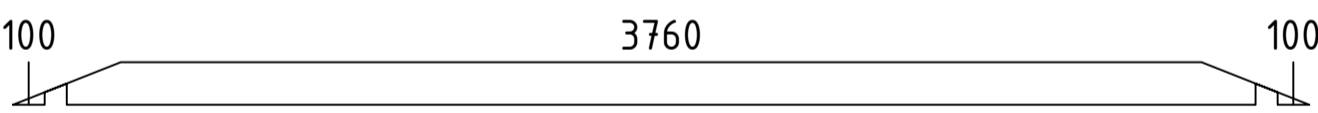
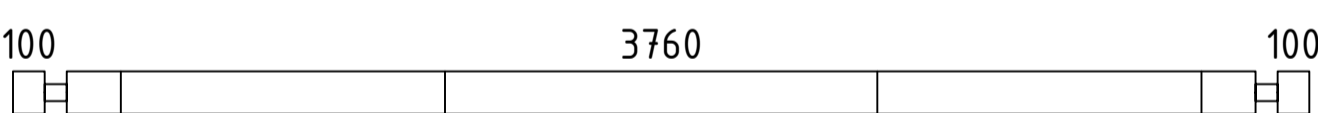
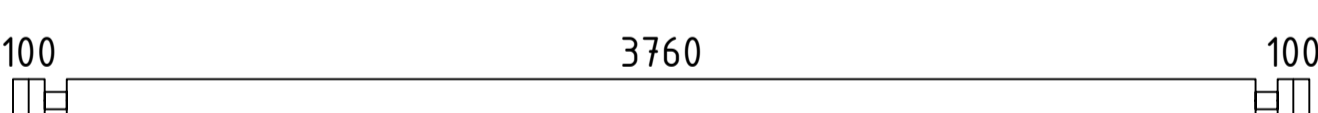
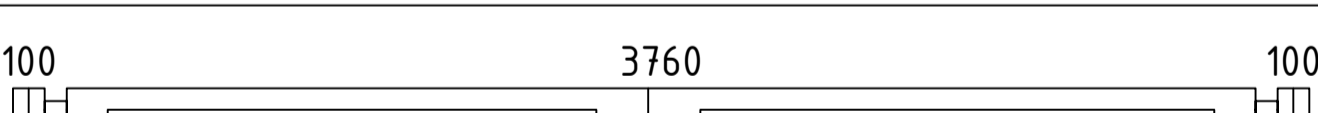
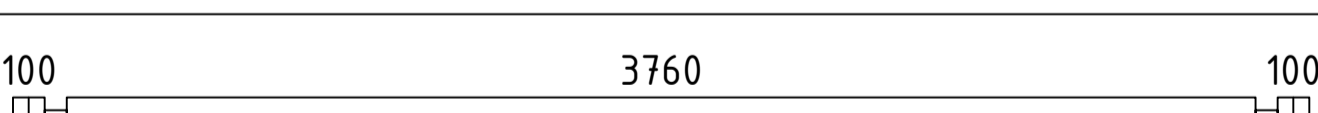
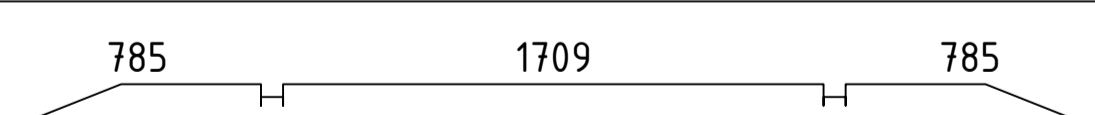
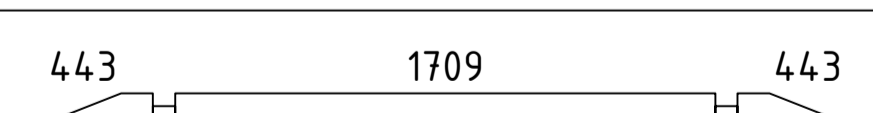
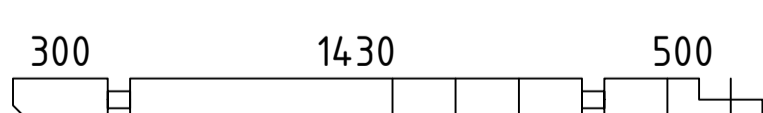
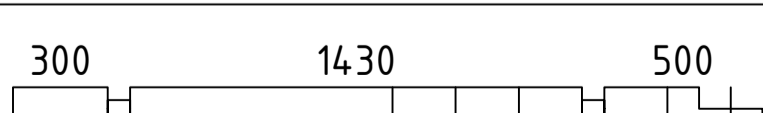
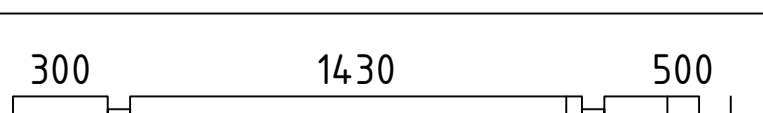
\* Fenster und Türen sind mit Sprossen/  
Windows and doors are with muntins


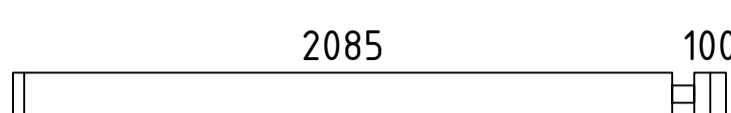

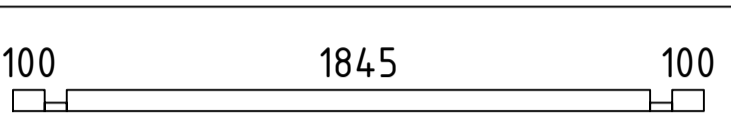
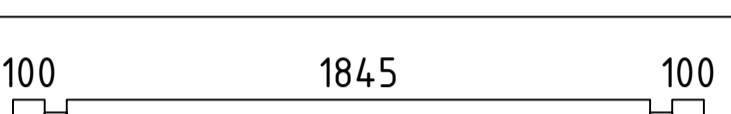

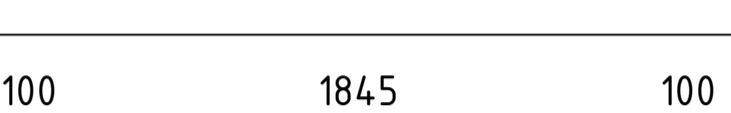










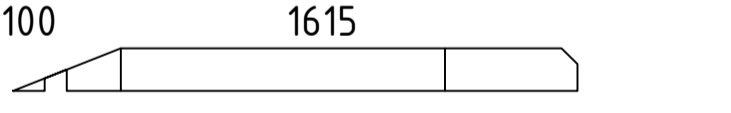


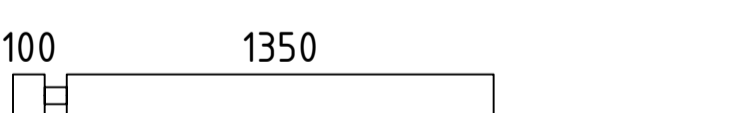
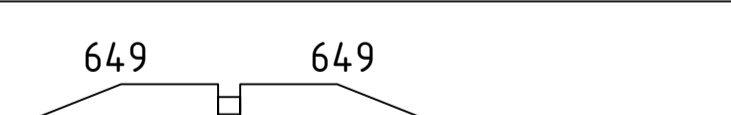
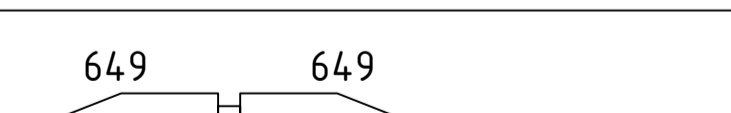


**Q5-** Qualitätsklasse für Fenster und Türen/  
Quality class for windows and doors

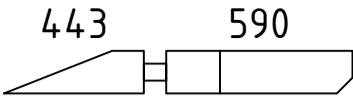
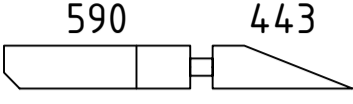




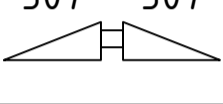
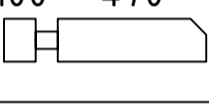
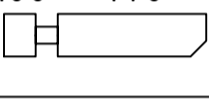
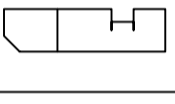


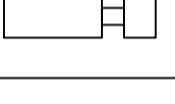
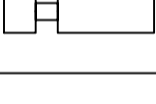


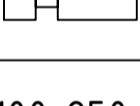
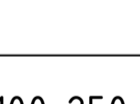
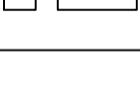






Name	Sommerland B 410x534_70		
Zeichnung/Drawing	Grundplan , Plan		
Profil/Profile	7.0x13.5	Datum/Date	05.10.2021









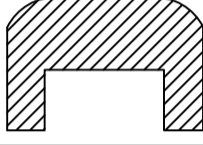

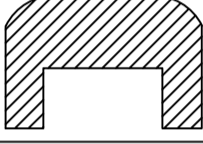

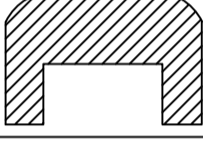






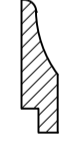
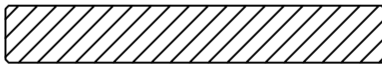
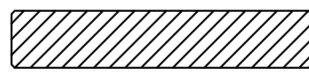
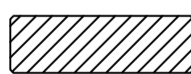

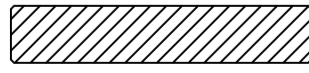
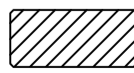
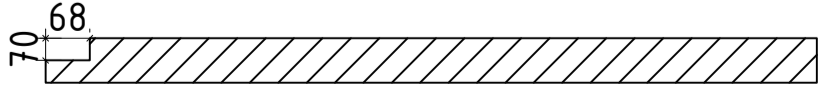
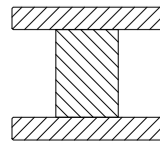


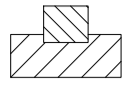
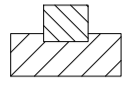
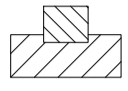
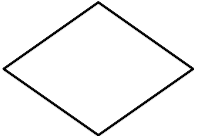
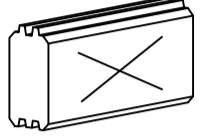
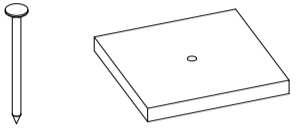
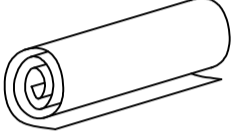
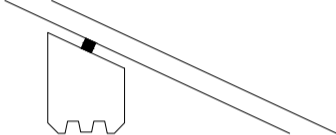

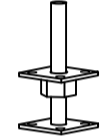


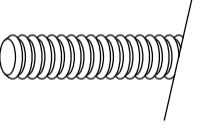
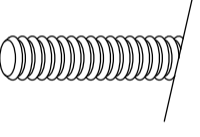
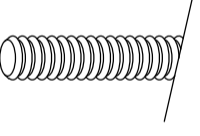
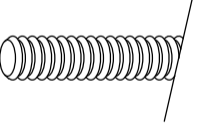
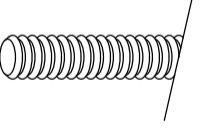
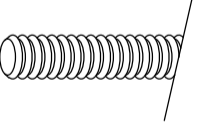

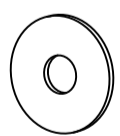
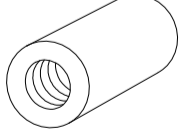
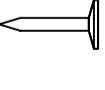

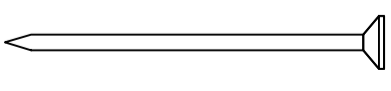
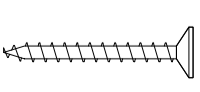
Name	Sommerland B 410x534_70	
Zeichnung/Drawing	Lagerholzplan , Foundation beams	
Profil/Profile	7.0x13.5	Datum/Date 05.10.2021

Pos	Teileliste/Specification Sommerland B 410x534_70	Stck. Pcs.	Profil Profile (mm)	Länge Length (mm)
	Achtung! Die Giebelbohlen können teilweise schon vormontiert sein! Bitte beachten - diese erscheinen nicht ganz so wie in der Teileliste beschrieben.			
	Notice! The gable pieces can be partly pre-assembled! Please notice - those differ from the description given in the specification list.			
000	Extra Log 	1	70x135	5740
001		2	70x135	5740
002		1	70x135	5355
003		1	70x67	5355
004		1	70x135	5355
005		21	70x135	5340
006		1	70x135	5340
007		1	70x135	5340
008		1	70x135	5340
009		1	70x135	5020
010		1	70x135	5020
011		1	70x135	5020
012		2	70x135	4978
013		2	70x135	4100
014		1	70x135	4100
015		17	70x135	4100
016		1	70x135	4100
017		1	70x68	4100
018		2	70x135	3418
019		2	70x135	2735
020		1	70x135	2370
021		1	70x135	2370
022		1	70x135	2370
Kood	Sommerland B 410x534_70Materjal	File		Leht 1/6

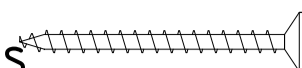
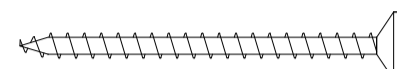

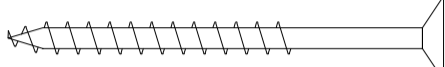
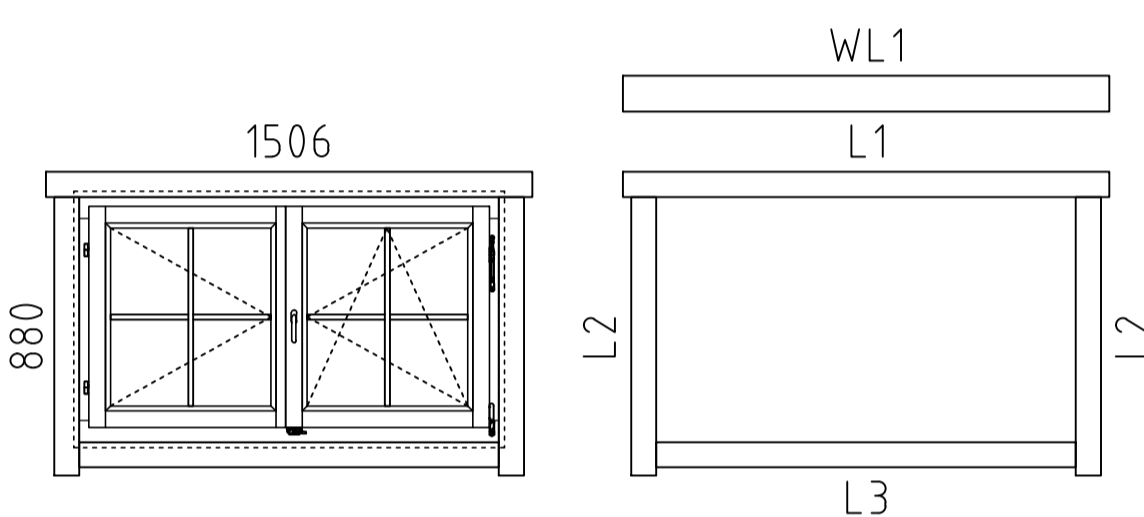
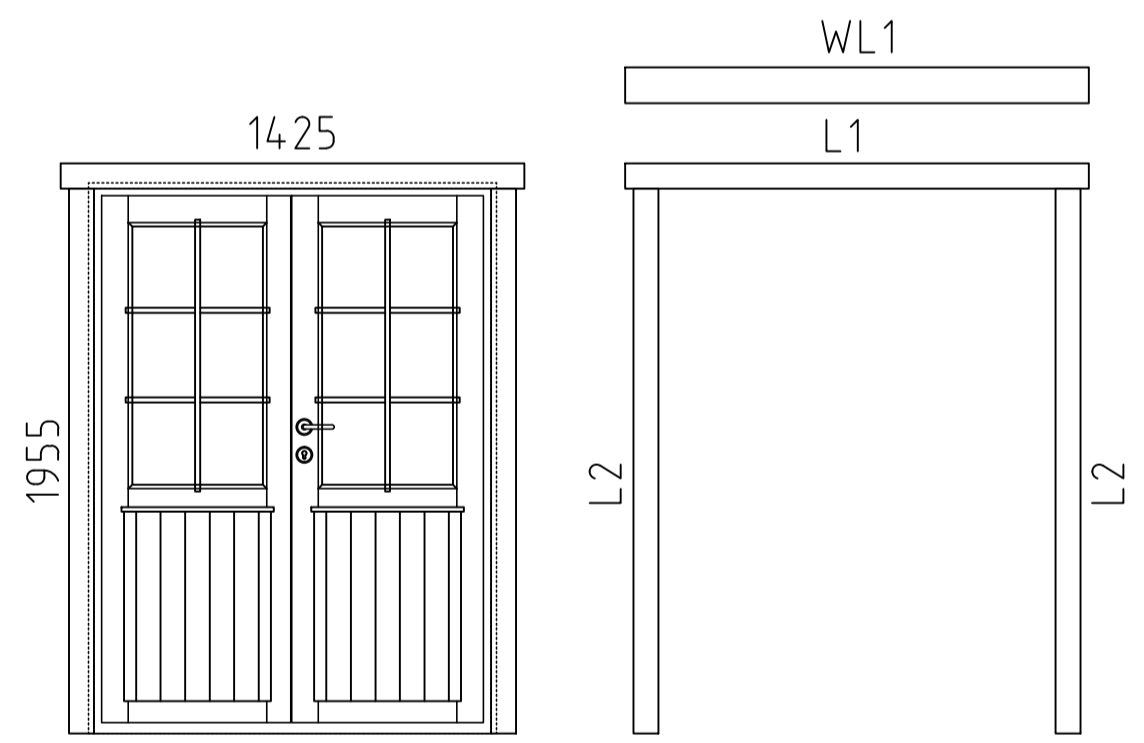
Pos	Teileliste/Specification Sommerland B 410x534_70	Stck. Pcs.	Profil Profile (mm)	Länge Length (mm)
023		1	70x68	2255
024		7	70x135	2255
025		1	70x135	2255
026		1	70x68	2185
027		1	70x135	2185
028		1	70x135	2185
029		1	70x68	2185
030		1	70x135	2051
031		2	70x135	2051
032		2	70x135	1877
033		1	70x135	1857
034		13	70x135	1857
035		1	70x135	1835
036		1	70x67	1835
037		1	70x135	1835
038		1	70x135	1785
039		1	70x135	1785
040		2	70x135	1520
041		2	70x135	1520
042		2	70x135	1520
043		2	70x135	1367
044		1	70x135	1367
045		2	70x135	1300
046		1	70x135	1204
047		1	70x135	1204

Pos	Teileliste/Specification Sommerland B 410x534_70	Stck. Pcs.	Profil Profile (mm)	Länge Length (mm)
048		1	70x135	1102
049		1	70x135	1102
050		1	70x135	830
051		1	70x135	830
052		1	70x135	825
053		1	70x135	825
054		3	70x121	684
055		2	70x135	640
056		2	70x135	640
057		1	70x135	510
058		2	70x135	500
059		2	70x135	500
060		1	70x135	480
061		1	70x135	475
062		1	70x135	450
063		1	70x68	420
064		10	70x135	420
065		1	70x68	420
066		1	70x135	420
067		6	70x135	329
068		1	70x68	300
069		20	70x135	300
070		2	70x135	290
071		2	70x135	150
FH5	FUNDAMENTHOLZ (imprägniert) - FOUNDATION BEAM (impregnated) 	2	70x95	442

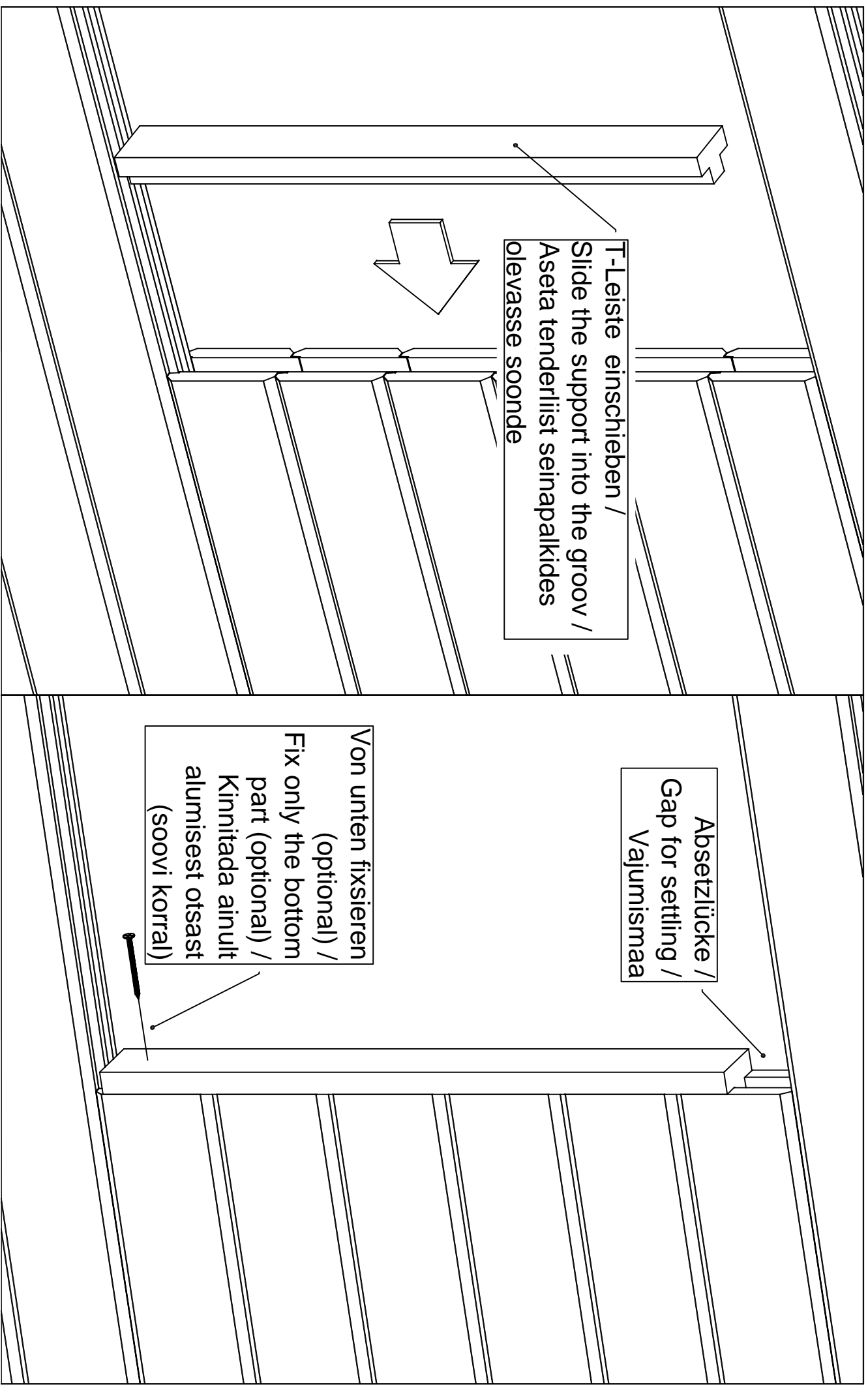
Pos	Teileliste/Specification Sommerland B 410x534_70			Stck. Pcs.	Profil Profile (mm)	Länge Length (mm)
FH2	FUNDAMENTHOLZ (imprägniert) - FOUNDATION BEAM (impregnated) 			2	45x95	5075
FH4	FUNDAMENTHOLZ (imprägniert) - FOUNDATION BEAM (impregnated) 			2	45x95	4940
FH7	FUNDAMENTHOLZ (imprägniert) - FOUNDATION BEAM (impregnated) 			7	45x95	3790
FH8	FUNDAMENTHOLZ (imprägniert) - FOUNDATION BEAM (impregnated) 			10	45x95	3700
FH1	FUNDAMENTHOLZ (imprägniert) - FOUNDATION BEAM (impregnated) 			2	45x95	1615
FH3	FUNDAMENTHOLZ (imprägniert) - FOUNDATION BEAM (impregnated) 			2	45x95	1415
FH6	FUNDAMENTHOLZ (imprägniert) - FOUNDATION BEAM (impregnated) 			2	45x95	442
HL3	HANDLAUF - HANDRAIL 		✓	1	145x44	2185
HL1	HANDLAUF - HANDRAIL 		✓	2	145x44	1570
HL2	HANDLAUF - HANDRAIL 		✓	2	145x44	420
LE1	LEISTE - LATH 			✓	58x18	16.0 lfm/rm
	DACHBRETT - ROOF BOARD 			128+2	113x18	2400
	FUSSBODENBRETT - FLOOR BOARD 			34+1	113x28	4995
	TERRASSENBRETT (imprägniert) - TERRACE BOARD (impregnated) 			13+1	120x28	1565
	TERRASSENBRETT (imprägniert) - TERRACE BOARD (impregnated) 			18	120x28	1495
	DECKENLEISTEN - CEILING STRIPS 			✓	15x28	25.0 lfm/rm
	FUSSBODENLEISTEN - FLOOR STRIPS 			✓	14x55	19.0 lfm/rm
G02-1	GIEBELBRETT - GABLE BOARD 18x120	21.6° 	✓	4	18x120	2480
G01-1	GIEBELBRETT - GABLE BOARD 18x95	21.6° 	✓	4	18x95	2480
G06-1	GIEBELDECKLEISTEN - GABLE COVER STRIPS 18x58		✓	4	18x58	2480
G08-1	GIEBELLEISTEN - GABLE STRIPS 18x58	21.6° 	✓	4	18x58	2480
T01-1	TRUFENBRETT - EAVES BOARD 18x95			4	18x95	3595
T06-1	TRUFENLEISTEN - EAVES STRIPS 18x40		✓		18x40	15.0 lfm/rm
TP1 20-1	STÜTZPFOSTE - SUPPORT POST 120x120			2	120x120	2025
A70-1	ADAPTER 70			2	106x120	810
Kood	Sommerland B 410x534_70Materjal			File	Leht 4/6	

Pos	Teileliste/Specification Sommerland B 410x534_70		Stck. Pcs.	Profil Profile (mm)	Länge Length (mm)	
TL70-1	T-LEISTEN - T-STRIPS 70			2	45x70	760
TL70-2	T-LEISTEN - T-STRIPS 70			2	45x70	895
TL70-3	T-LEISTEN - T-STRIPS 70			2	45x70	1908
GS	GIEBELSEGMENT - GABLE DIAMOND			2		
SH	SCHLAGHÖLZER - MOUNTING PIECES			3		
KN01	die Fliese mit Nagel 2.0x40 (für Zapfenfüllung) - A tile with a nail 2.0x40 (to support a tenon)			11		
KP-1	DACHPAPPE - ROOFING FELT		 ✓		7.2m-6st	46.0 lfm/rm
DBA ND-1	DICHTUNGSBAND (letzte Bohlenkranz Seitenwänder) - SEAL TAPE (upper log on sidewalls)		 ✓			15.0 lfm/rm
VS	Verbindungsstreifen für verbinden der Wandbohlen - Connecting strip for connecting the wall parts			3		
VP3	Verstellbare Pfostenstütze - Adjustable post support M20			2		
ML1	Metallstange - Metal bar			1	D10	1040
ML2	Metallstange - Metal bar			6	D10	360
KL1	Gewindestange - Threaded Rod M8			4		2000
KL2	Gewindestange - Threaded Rod M8			2		675
KL3	Gewindestange - Threaded Rod M8			2		405
KL4	Gewindestange - Threaded Rod M8			4		393
KL5	Gewindestange - Threaded Rod M8			5		338
KL6	Gewindestange - Threaded Rod M8			14		270
KV M UT M8	Mutter - Nut M8			54		
KV S EIB M8X25	U-Scheibe - Washer M8 Ø25			54		
KV MU TJ M8	Befestigungsmutter - Fixing nut M8			4		
NG01	DACHPAPPNÄGEL - ROOFING NAILS 2.8x15			700		
NG04	NÄGEL - NAILS 2.5x50	Dachbretter - Roof boards		768		
NG05	NÄGEL - NAILS 2.5x60	Fussbodenbretter - Floor boards Terrassenbretter - Terrace boards		928		
SR32	SCHRAUBEN - SCREWS 3.0x30	Fussbodenleisten - Floor strips Deckenleisten - Cover strips Traufenleisten - Eaves strips 18x40		120		
Kood	Sommerland B 410x534_70Materjal		File		Leht	5/6



Pos	Teileliste/Specification Sommerland B 410x534_70		Stck. Pcs.	Profil Profile (mm)	Länge Length (mm)
SR37	Schrauben - Screws 3.5x45	Giebelbretter - Gable boards Giebeldeckleisten - Gable cover strips  Giebelleisten - Gable strip Giebelsegment - Gable diamond Traufenbretter - Eaves boards 18x95 Handlauf - Handrail Leiste - Lath LE1 Verbindungsstreifen - Connecting strips Türleisten - Door/Window strips	260		
SR44	Schrauben - Screws 4.0x60	Wasserleisten - Rain strips 	12		
SR57	Schrauben - Screws 5.0x100	Fundamenthölzer - Foundation beams Stützpfole - Support post 	120		
SR55	Schrauben - Screws 5.0x70	Verstellbare Pfostenstütze - Adjustable post support 	16		
	Q5 FENSTER/WINDOW	W5-D70P-04T-15060880	2		
		RA68-4 / W203-PT  L1 18x90 L=1745mm 2 Stck./Pcs. L2 18x90 L=1000mm 4 Stck./Pcs. L3 18x90 L=1505mm 2 Stck./Pcs. ✓ WL1 36x129 L=1745mm 1 Stck./Pcs.			
	Q5 TÜR/DOOR	D5-D70R-56T-14251955	1		
		TU3-SH / D201-RT  L1 18x90 L=1665mm 2 Stck./Pcs. L2 18x90 L=1955mm 4 Stck./Pcs. ✓ WL1 36x129 L=1665mm 1 Stck./Pcs. DIN rechts - Right handed			
	✓ - Bitte selber anpassen (falls nötig)! / Cut into length on site (if needed)!				
Kood	Sommerland B 410x534_70	Materjal	File	Leht	6/6

# Montageanleitung für T-Leisten / Installing the door and window supports / Tenderliistu paigaldusjuhend.



Aken	Q4-Q6	-	paigaldusjuhis
Window	Q4-Q6	-	assembly instructions
Fenster	Q4-Q6	-	Montageanleitung

5-10mm

3.5x45

Lõika mõõtu  
Cut to length  
Absägen  
- 10mm / -20mm

**NB!**

3.5x45

Vihmaliist / Rain strip / Wasserleiste

Q5-Q6

\*Silikoon

\*Silicon

\*Silikon

\*Vajumispilu

\*Settling gap

\*Senkungs spalt

ca 40-50mm

NB!

- Monteerida juhul kui ese on välja toodud maja spetsifikatsioonis!
- Install only if the item is listed in the house specification!
- Nur montieren wenn die Leiste in der Teileliste gezeigt ist!

Veeplekk / Window sill / Fensterbank

4,2x16

Ukse montaaž / Tür montage / Door assembly  
(GH+ / SH)

4.5x90

4.5x90

5mm

3.5x45



## Vihmaliist / Head flashing / Regenschutz

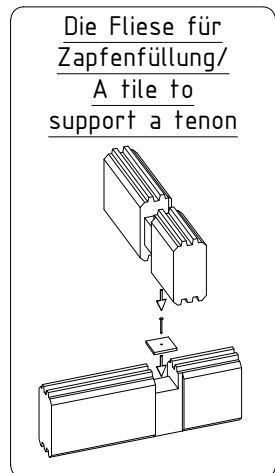
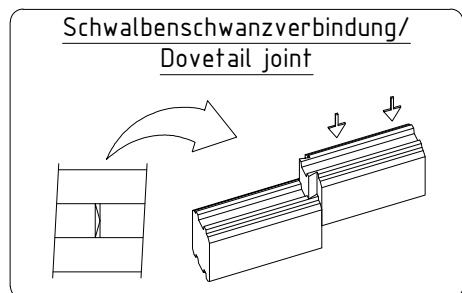
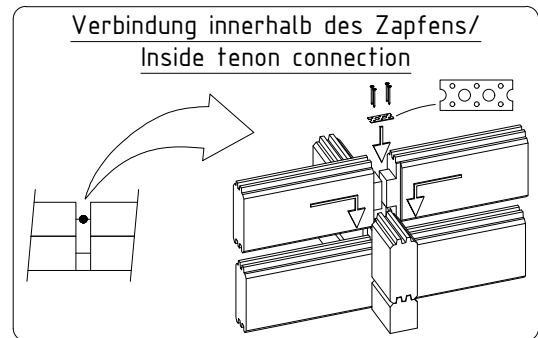
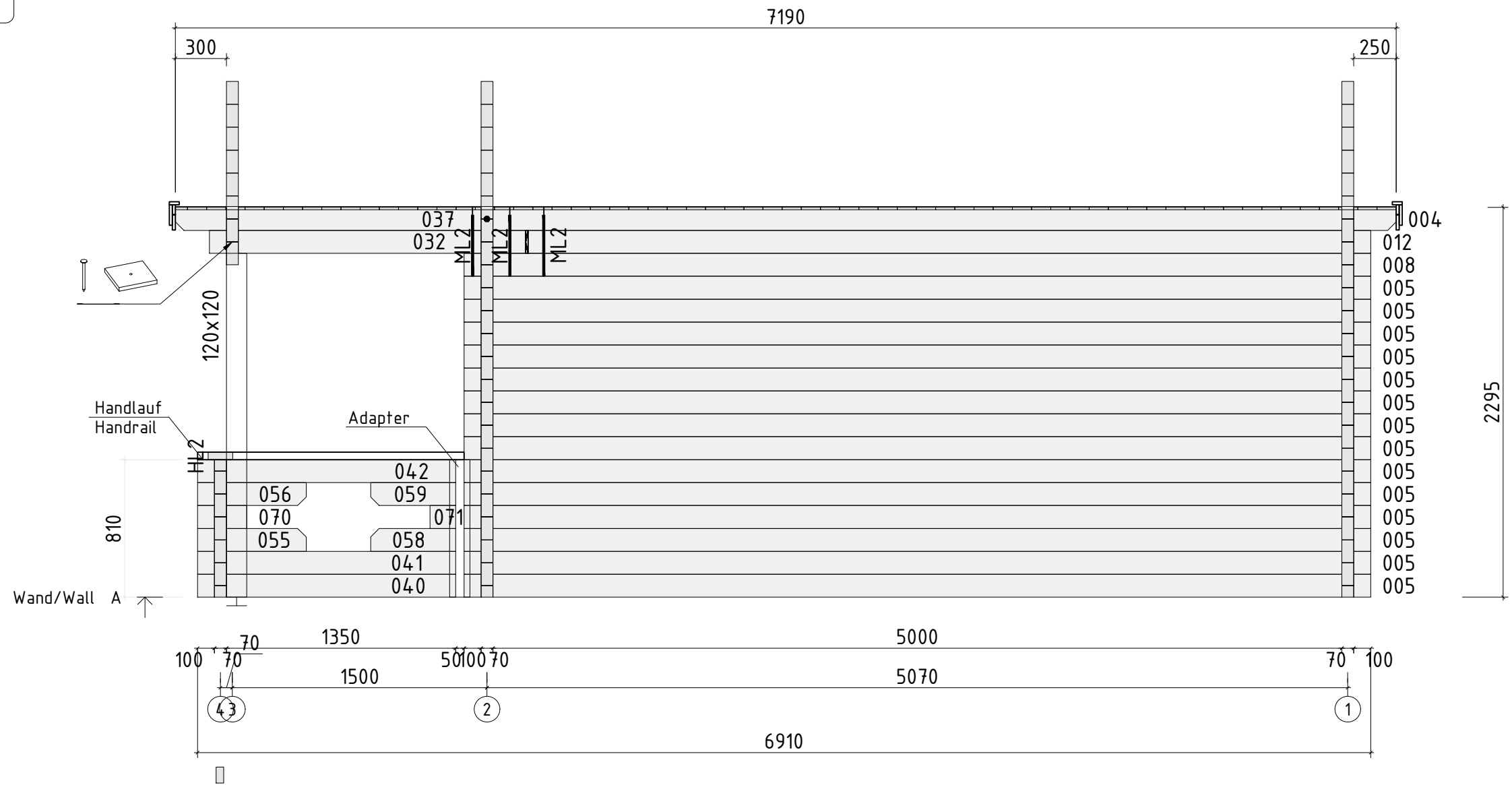
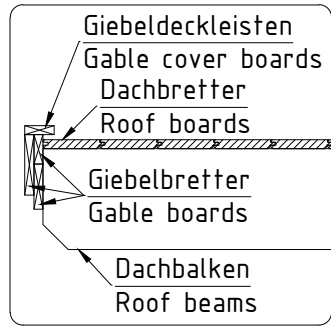
Silikoon  
Silicon  
Silikon

Vajumispilu  
Settling gap  
Senkungs spalt  
40-50mm

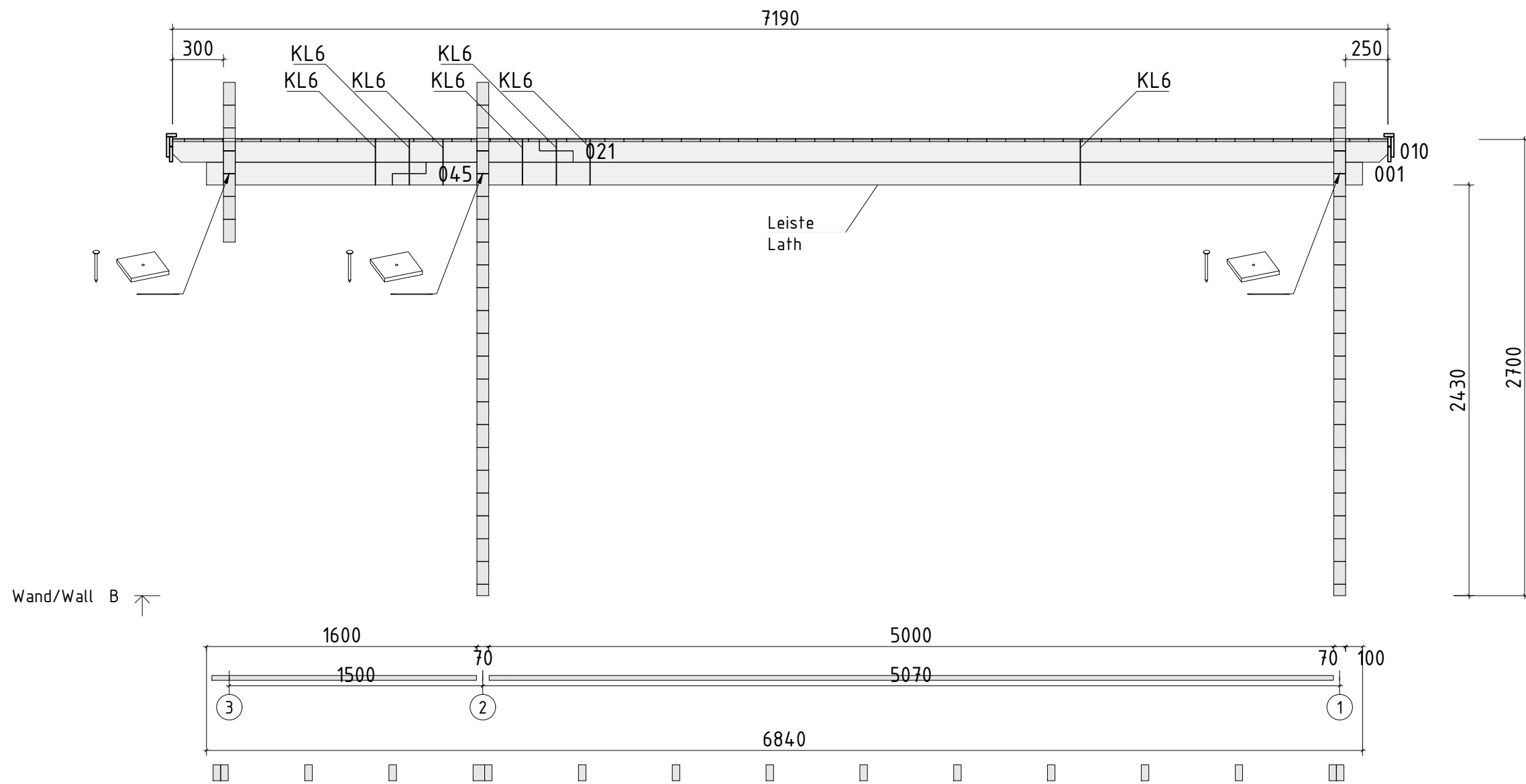
### NB!

- Monteerida juhul kui ese on välja toodud maja spetsifikatsioonis!
- Install only if the item is listed in the house specification!
- Nur montieren wenn die Leiste in der Teilleiste gezeigt ist!

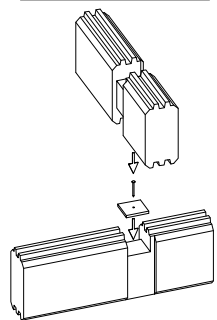




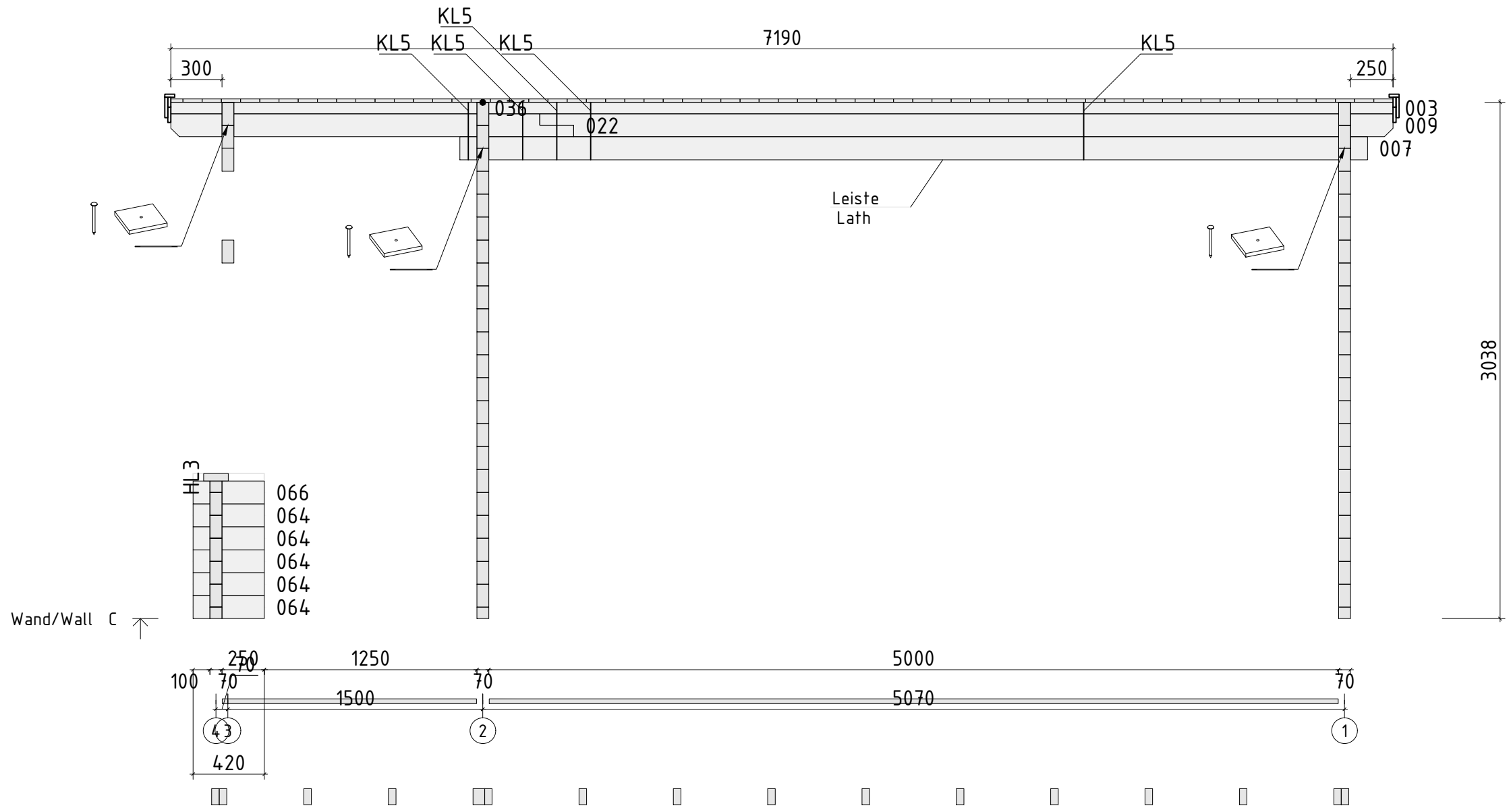
Name	Sommerland B 410x534_70		
Zeichnung/Drawing	WAND/WALL A		
Profil/Profile	7.0x13.5	Datum/Date	05.10.2021



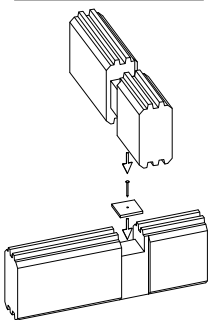
Die Fliese für Zapfenfüllung/  
A tile to support a tenon



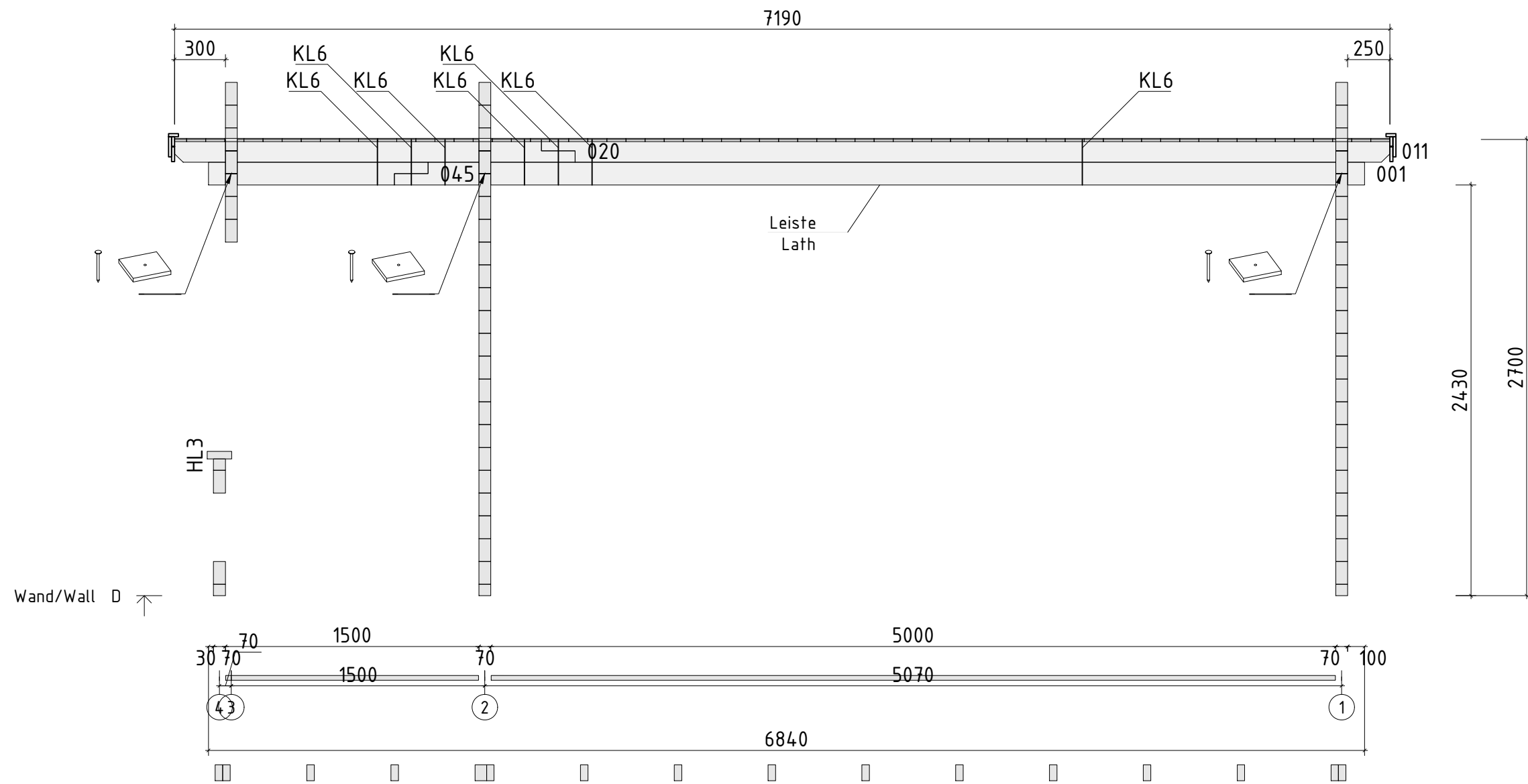
Name	Sommerland B 410x534_70		
Zeichnung/Drawing	WAND/WALL B		
Profil/Profile	7.0x13.5	Datum/Date	05.10.2021



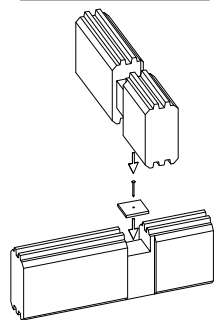
Die Fliese für Zapfenfüllung/  
A tile to support a tenon



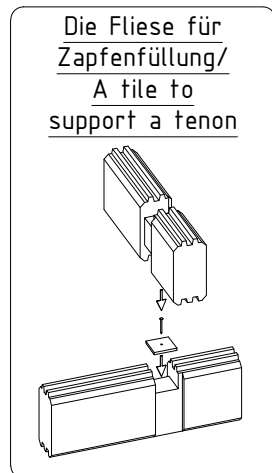
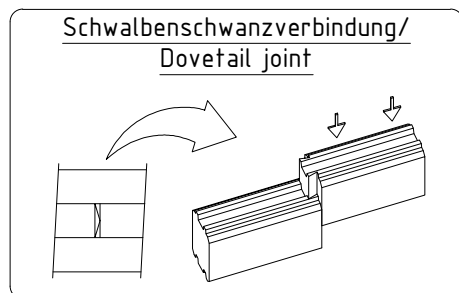
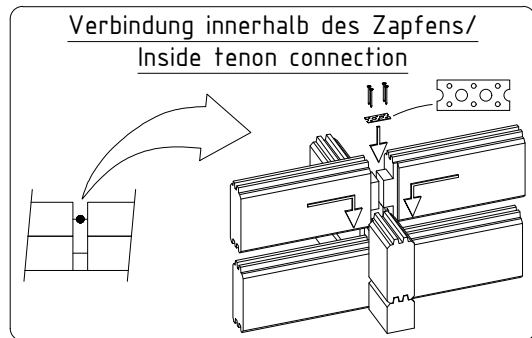
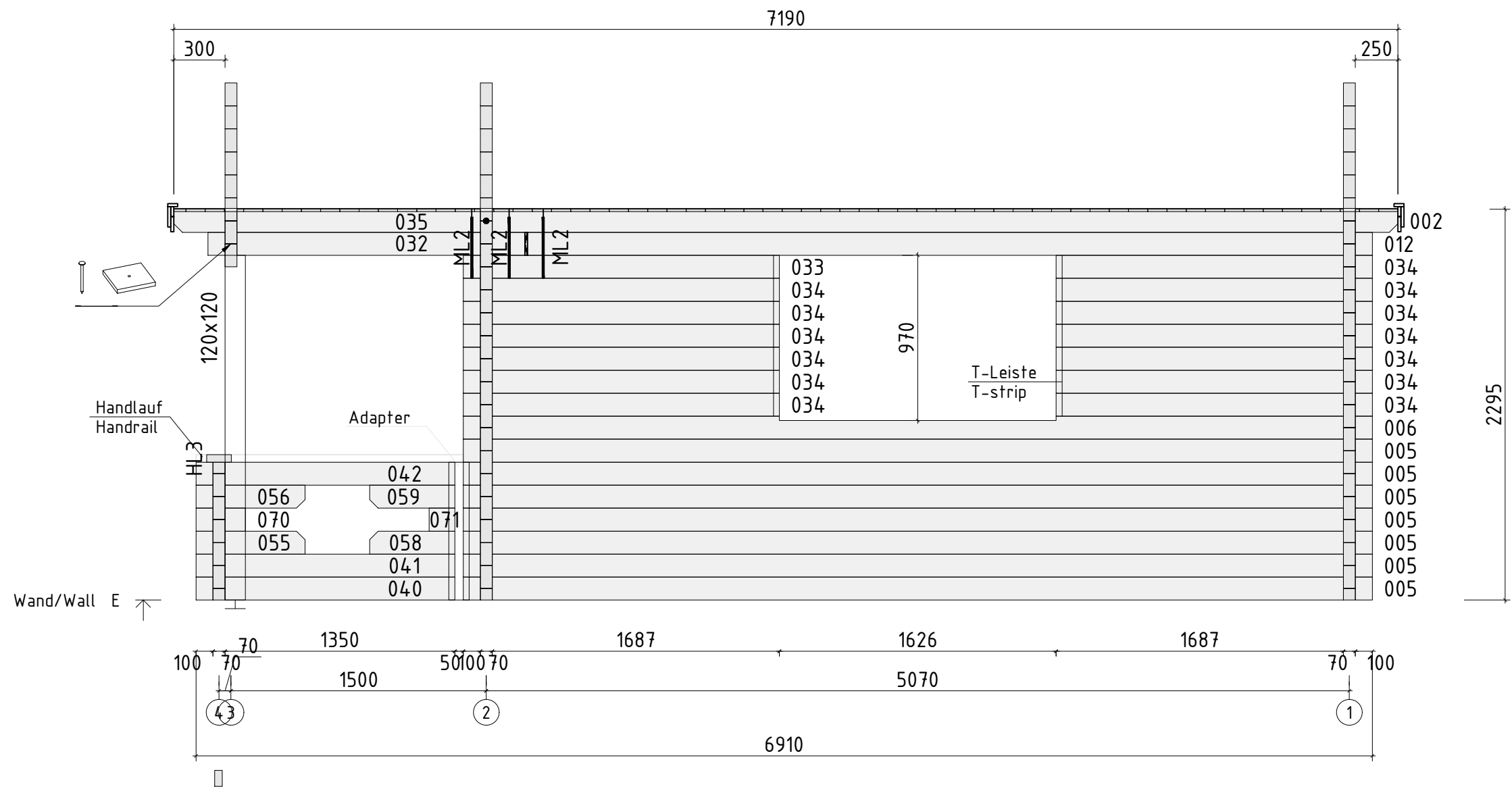
Name	Sommerland B 410x534_70		
Zeichnung/Drawing	WAND/WALL C		
Profil/Profile	7.0x13.5	Datum/Date	05.10.2021



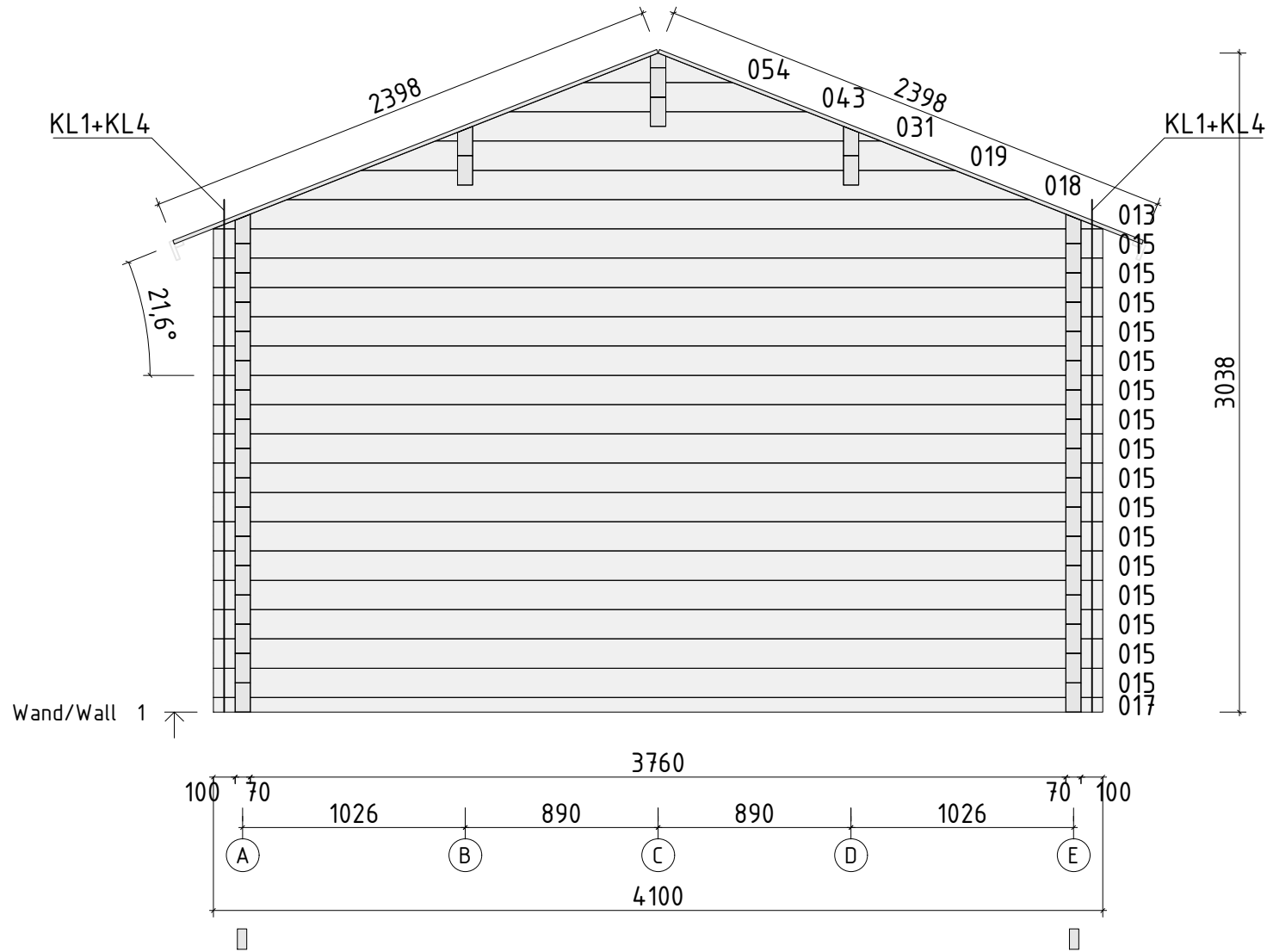
Die Fliese für  
Zapfenfüllung/  
A tile to  
support a tenon



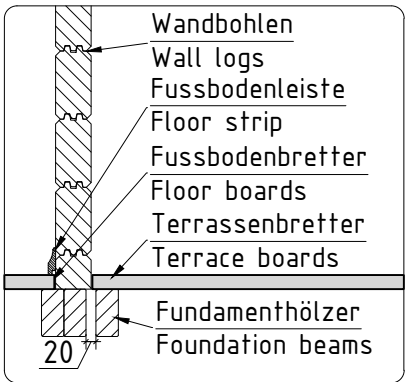
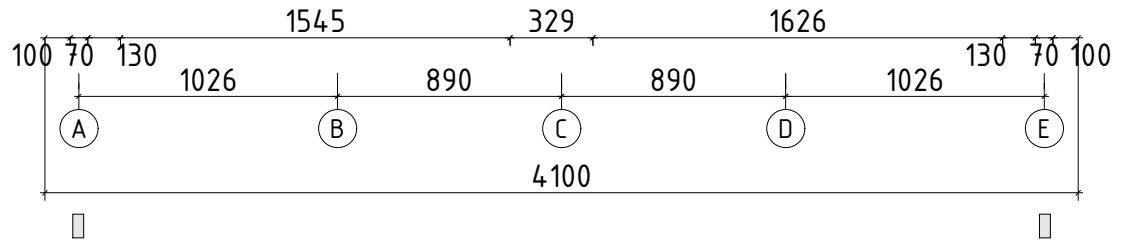
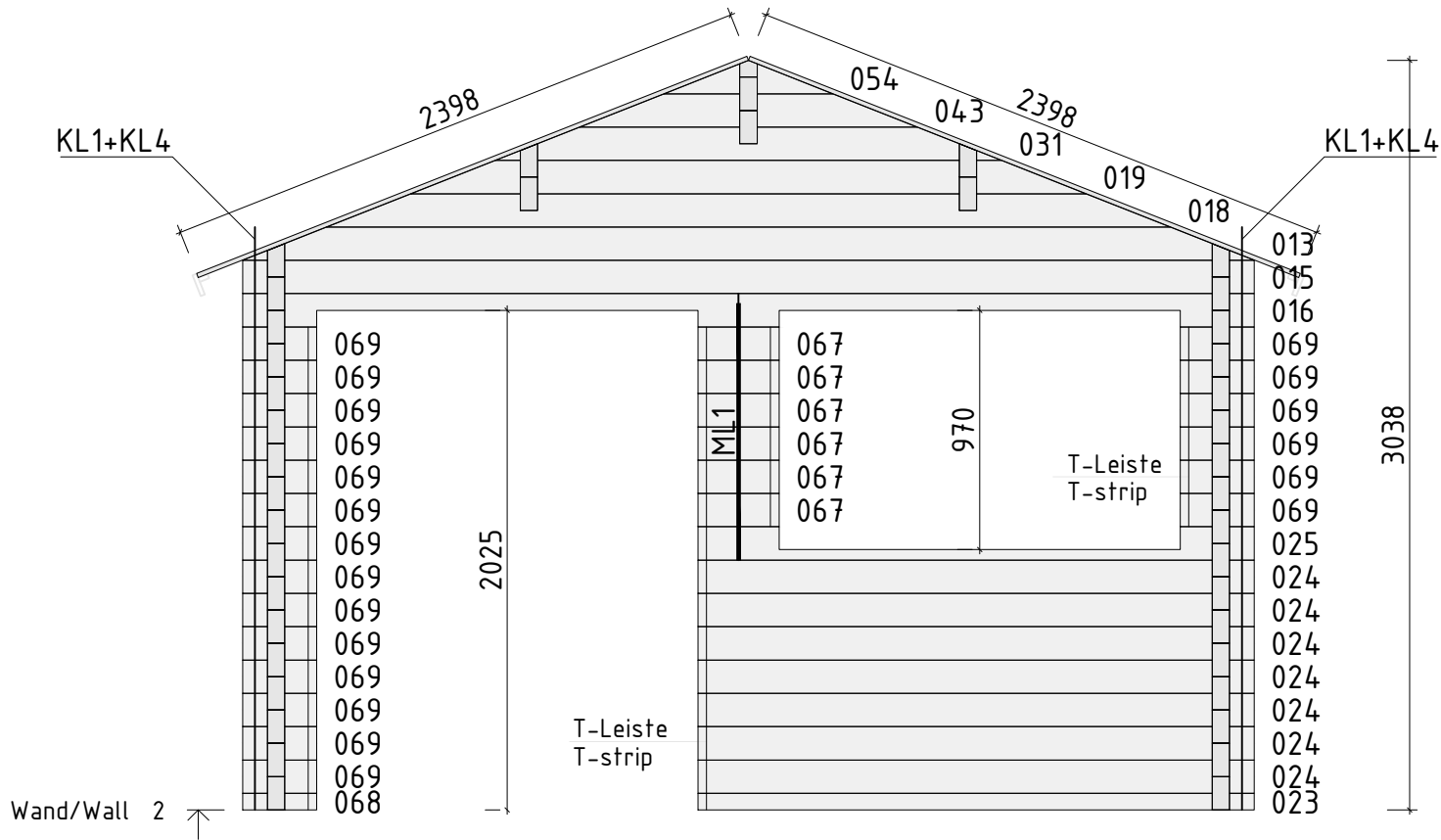
Name	Sommerland B 410x534_70		
Zeichnung/Drawing	WAND/WALL D		
Profil/Profile	7.0x13.5	Datum/Date	05.10.2021



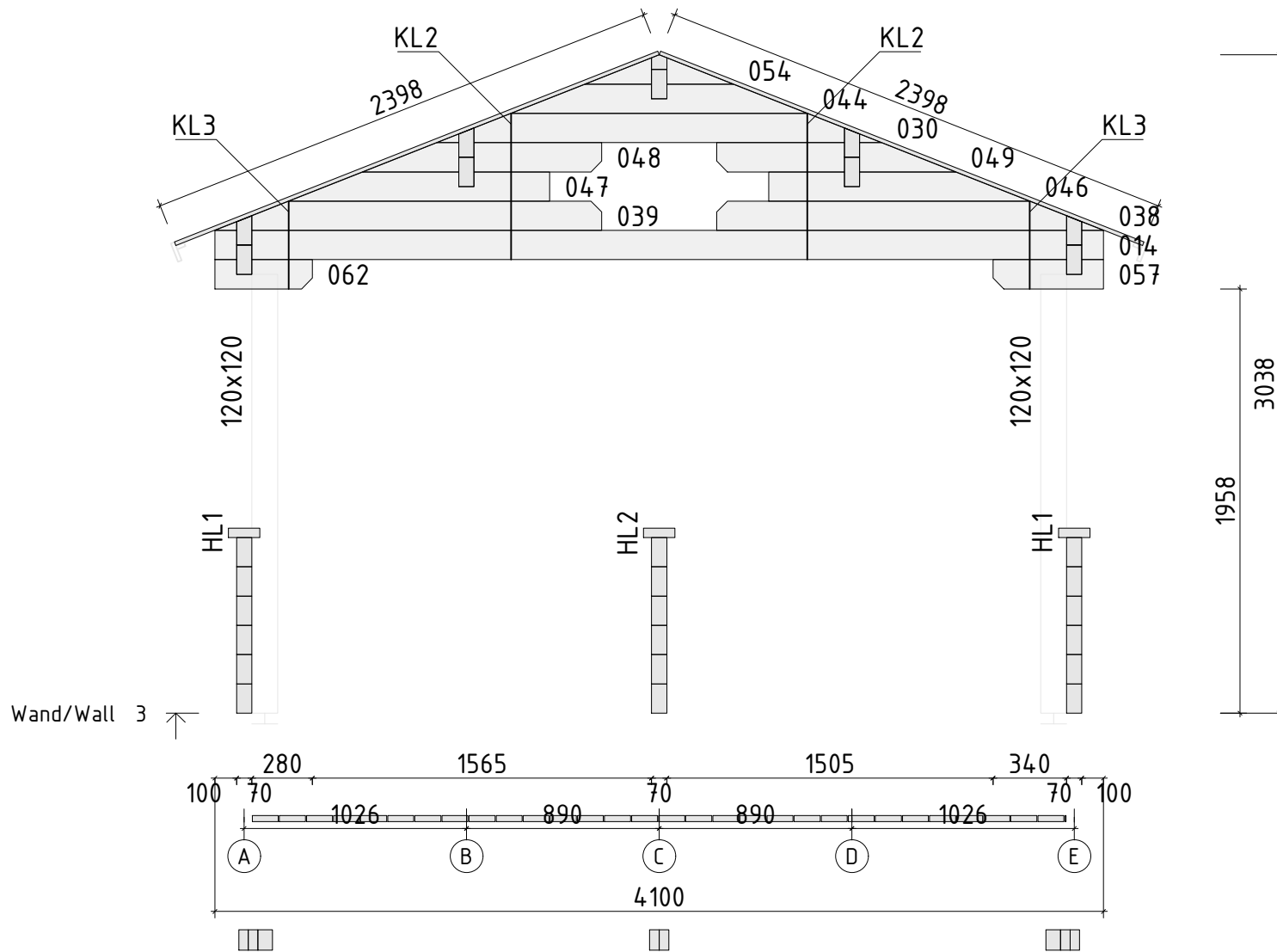
Name	Sommerland B 410x534_70		
Zeichnung/Drawing	WAND/WALL E		
Profil/Profile	7.0x13.5	Datum/Date	05.10.2021



Name	Sommerland B 410x534_70		
Zeichnung/Drawing	WAND/WALL 1		
Profil/Profile	7.0x13.5	Datum/Date	05.10.2021



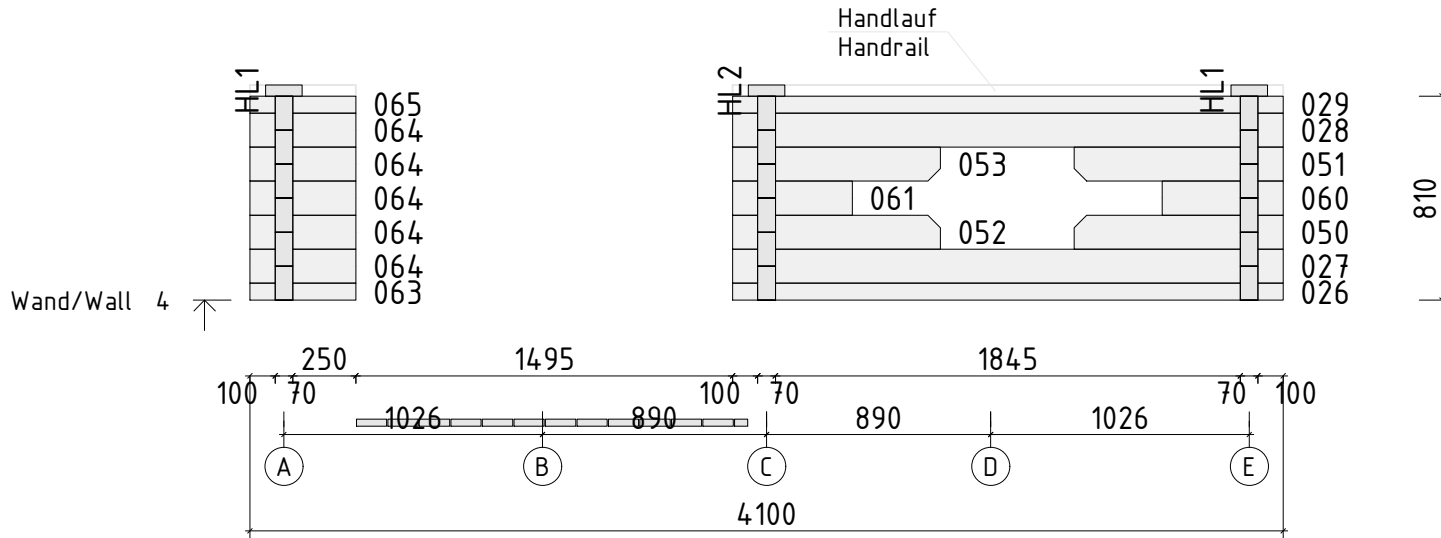
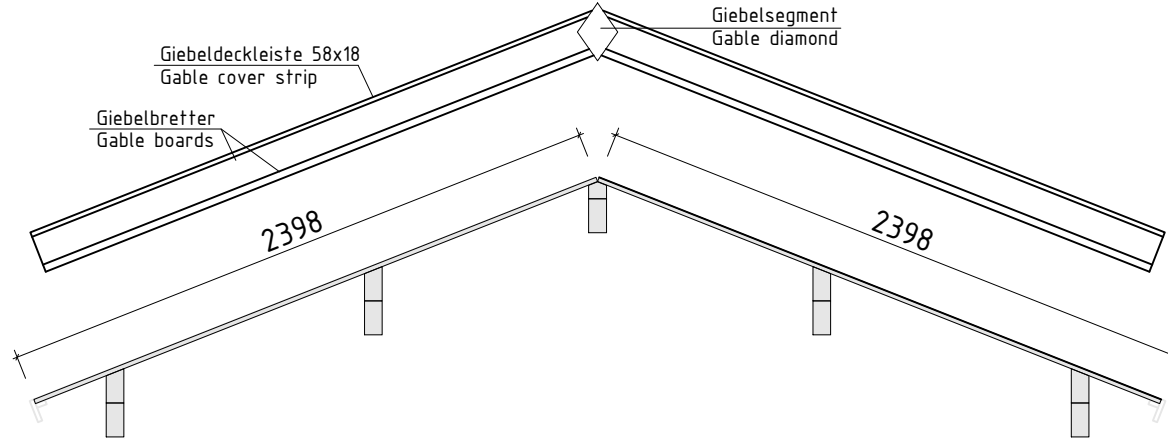
Name	Sommerland B 410x534_70		
Zeichnung/Drawing	WAND/WALL 2		
Profil/Profile	7.0x13.5	Datum/Date	05.10.2021



Name	Sommerland B 410x534_70		
Zeichnung/Drawing	WAND/WALL 3		
Profil/Profile	7.0x13.5	Datum/Date	05.10.2021



- Dachbretter
- Rooft boards
- Traufenbretter
- Gable boards
- Traufenleisten
- Eaves strips



Name	Sommerland B 410x534_70	
Zeichnung/Drawing	WAND/WALL 4	
Profil/Profile	7.0x13.5	Datum/Date 05.10.2021