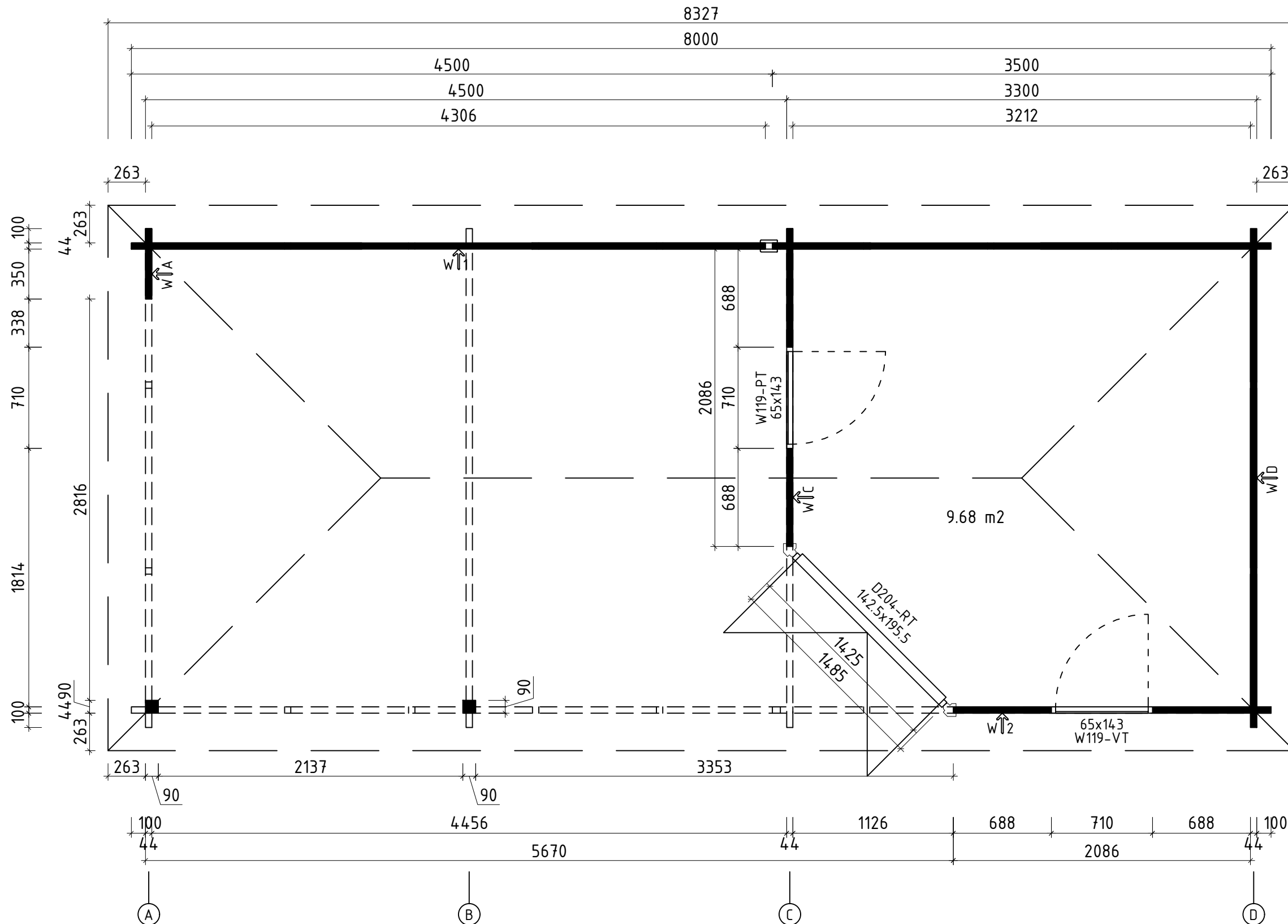


Das Haus Sophia lässt sich auch spiegelverkehrt aufbauen. Darum ist es erforderlich, die Fussbodenbretter im Eingangsbereich laut beigefügter Zeichnung selbst zuzuschneiden.

This house Sophia is possible to build mirrored. Therefore it is necessary to cut the floor boards at building site according to the drawing enclosed.

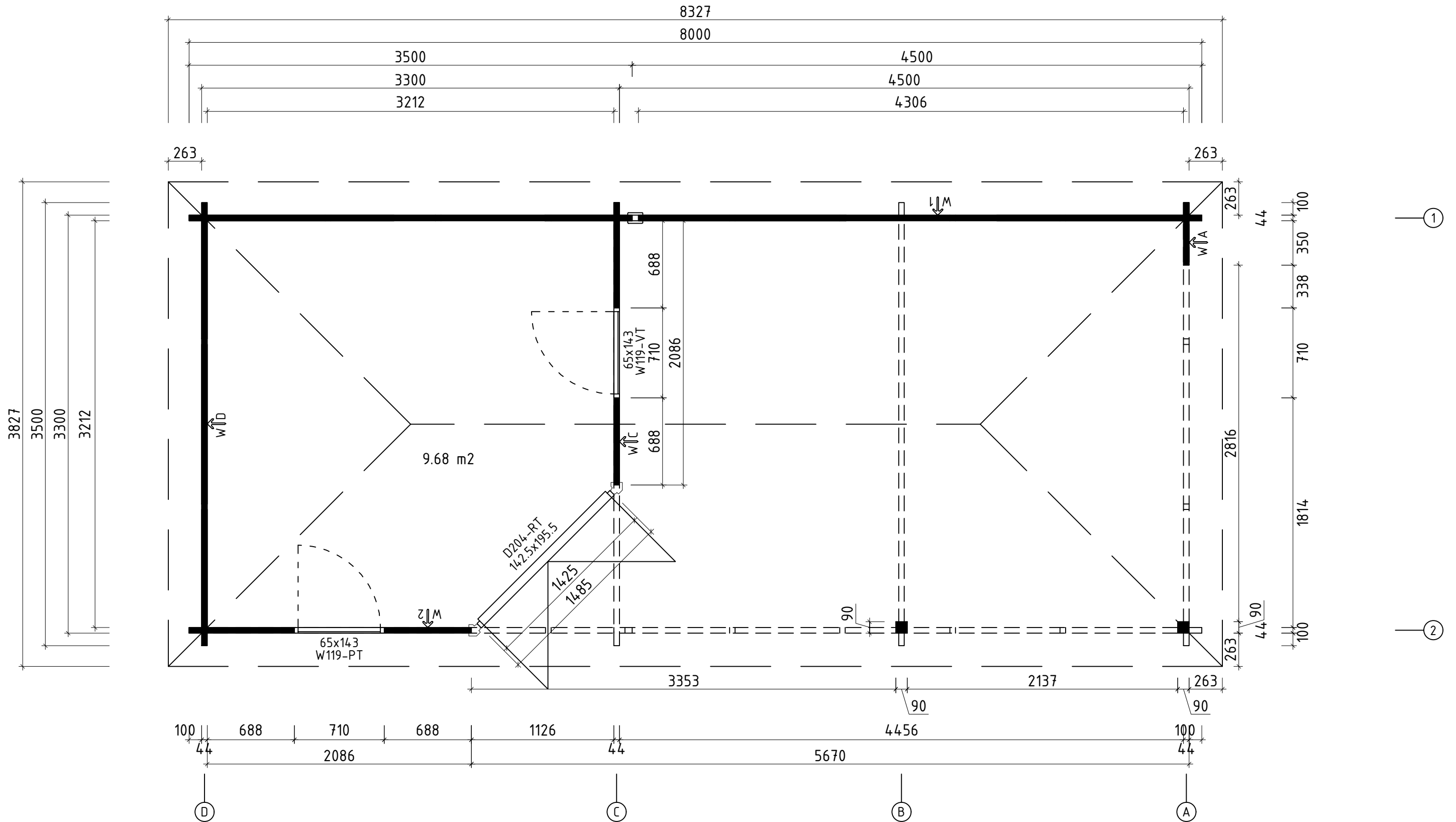
Name	Sophia 350x800/44		
Zeichnung/Drawing	3D		
Profil/Profile	4.4 x 13.5	Datum/Date	06.03.2023



Q5- Qualitätsklasse für Fenster und Türen/
Quality class for windows and doors

* Fenster und Türen sind ohne Sprossen
Windows and doors are without muntins

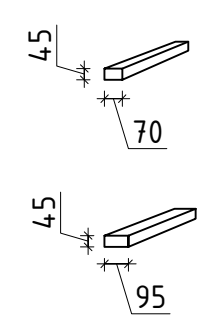
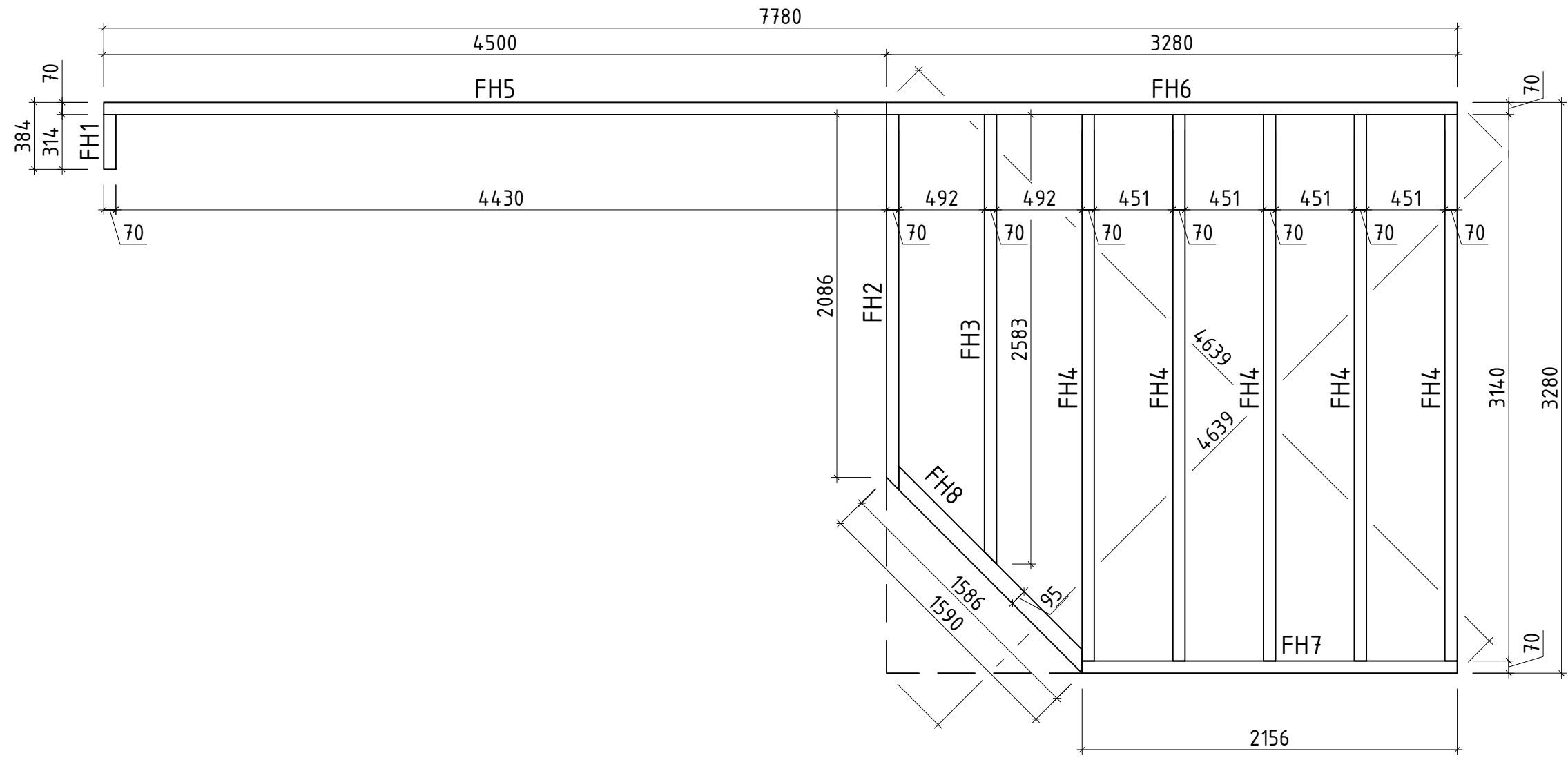
Name	Sophia 350x800/44		
Zeichnung/Drawing	Grundplan; Plan		
Profil/Profile	4.4x13.5	Datum/Date	06.03.2023



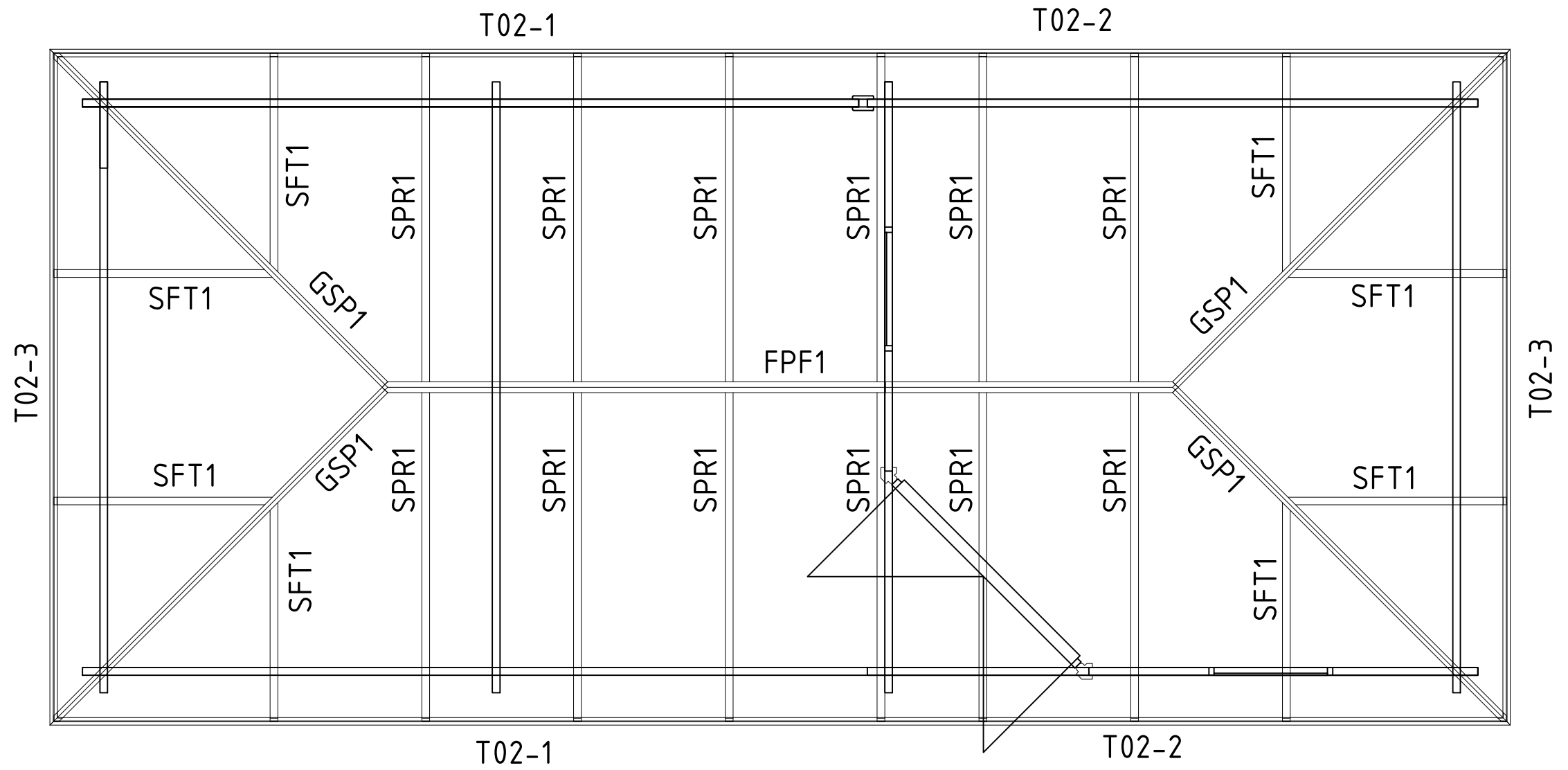
Q5- Qualitätsklasse für Fenster und Türen/
Quality class for windows and doors

* Fenster und Türen sind ohne Sprossen
Windows and doors are without muntins

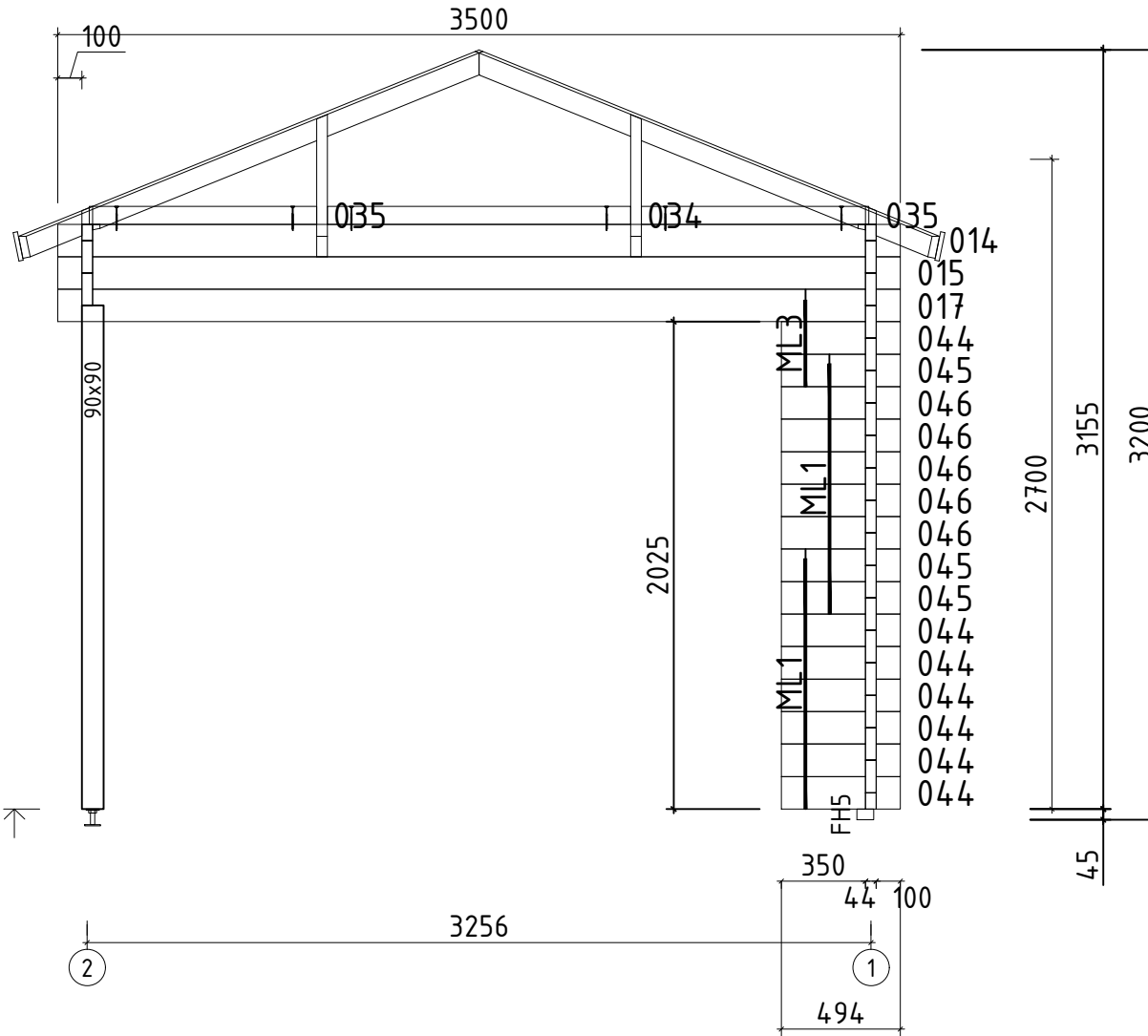
Name	Sophia 350x800/44		
Zeichnung/Drawing	Grundplan (Gespiegelt); Plan (Mirrored)		
Profil/Profile	4.4x13.5	Datum/Date	06.03.2023



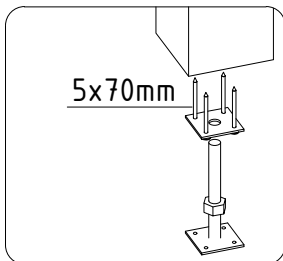
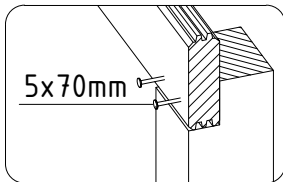
Name	Sophia 350x800/44		
Zeichnung/Drawing	Lagerholzplan; Foundation beams		
Profil/Profile	4.4x13.5	Datum/Date	06.03.2023



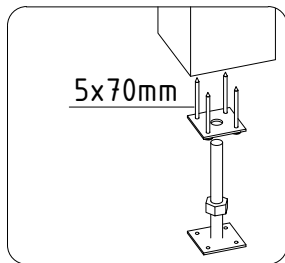
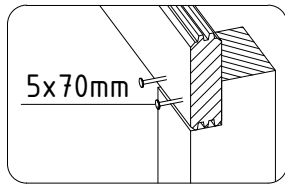
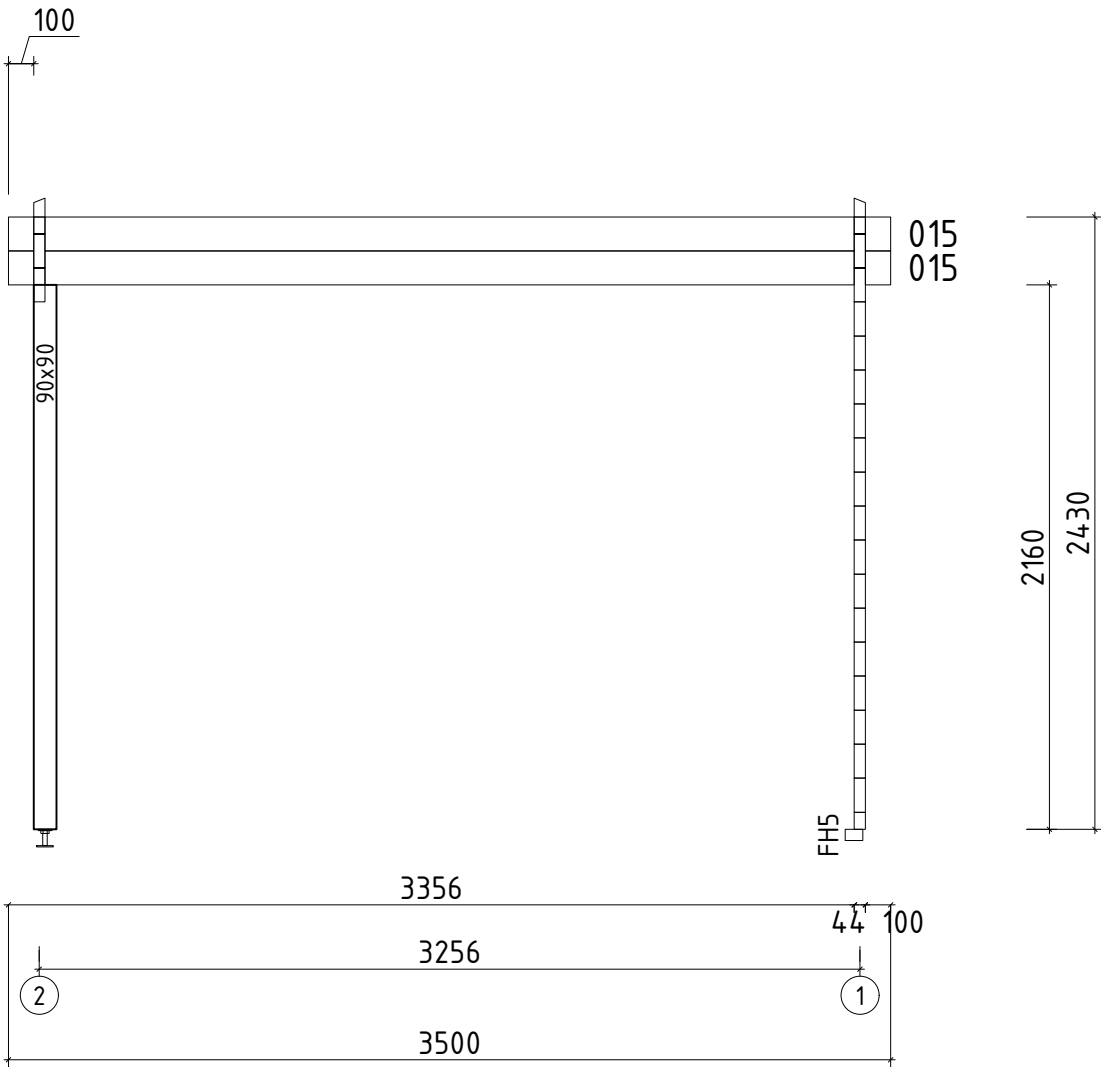
Name	Sophia 350x800/44		
Zeichnung/Drawing	Dachplan; Roof plan		
Profil/Profile	4.4x13.5	Datum/Date	06.03.2023



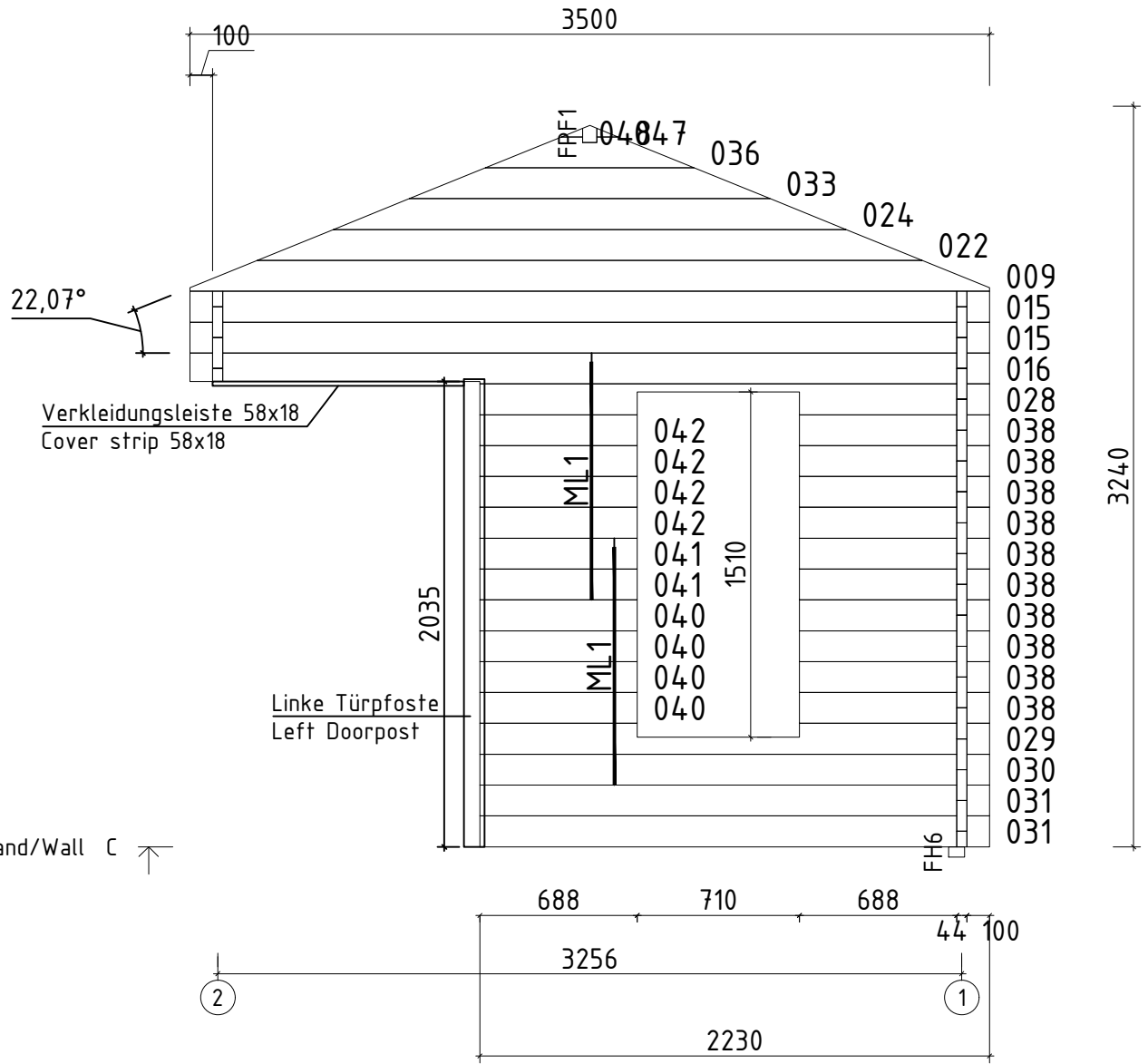
Wand/Wall A ↑



Name	Sophia 350x800/44		
Zeichnung/Drawing	WAND/WALL A		
Profil/Profile	4.4x13.5	Datum/Date	06.03.2023

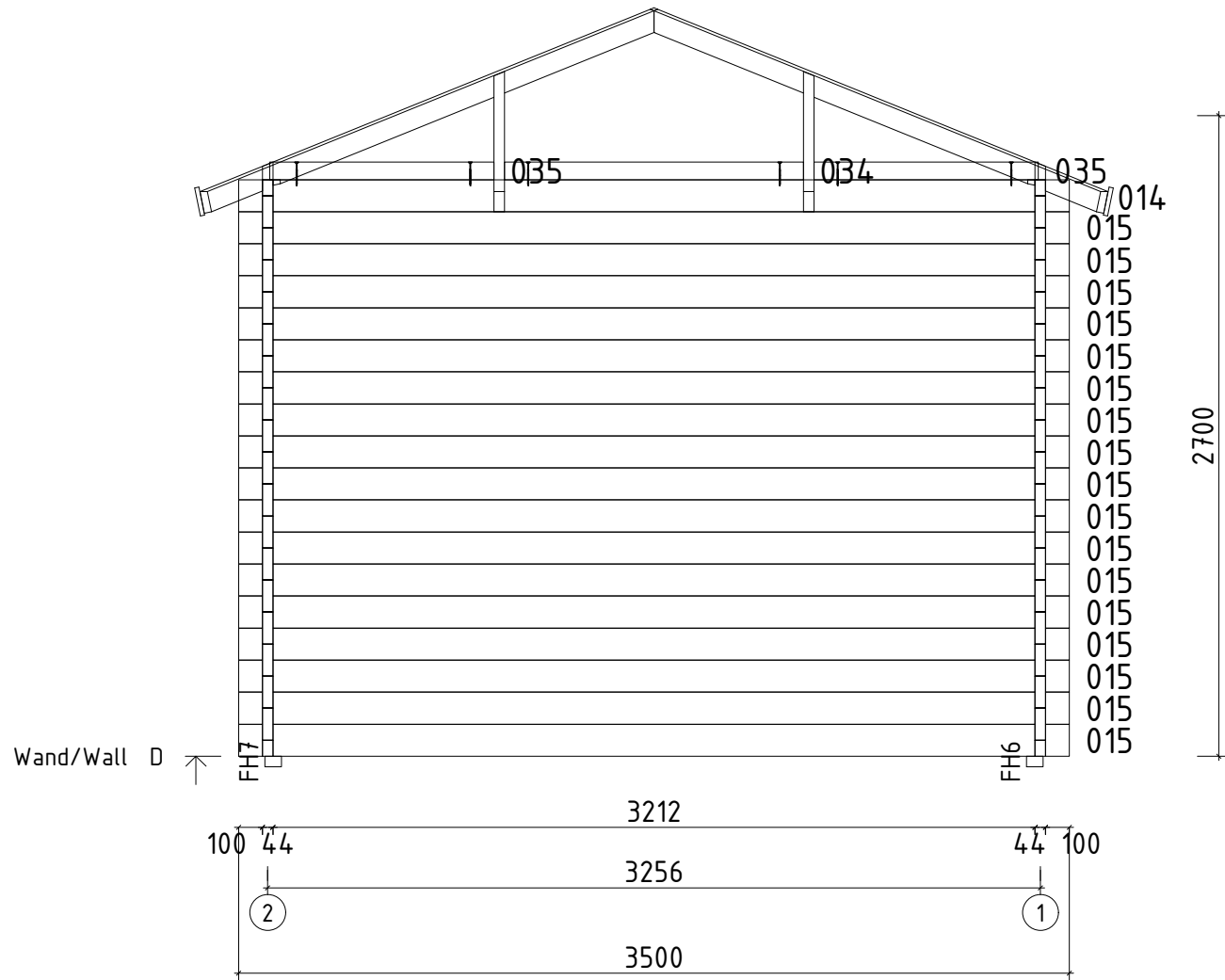


Name	Sophia 350x800/44		
Zeichnung/Drawing	WAND/WALL B		
Profil/Profile	4.4x13.5	Datum/Date	06.03.2023

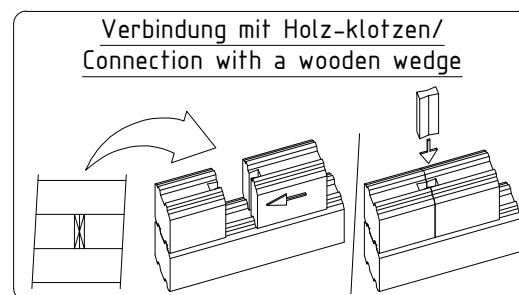
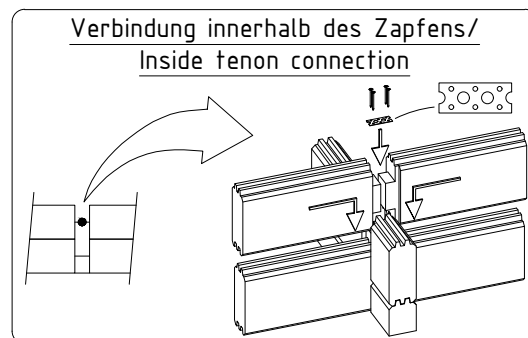
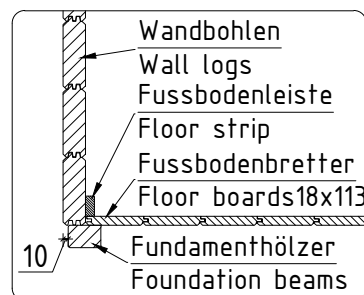



Wand/Wall C

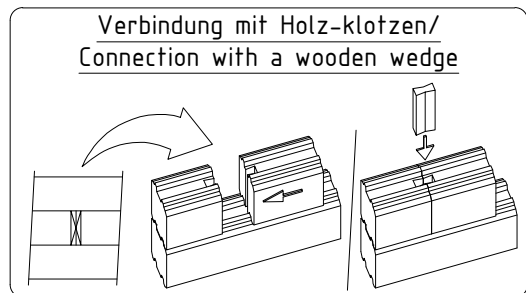
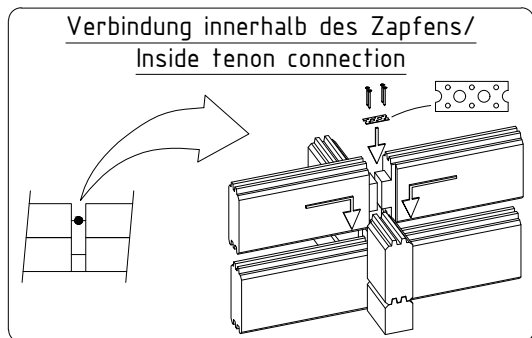
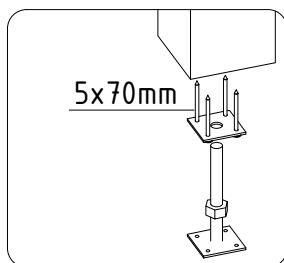
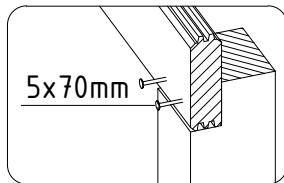
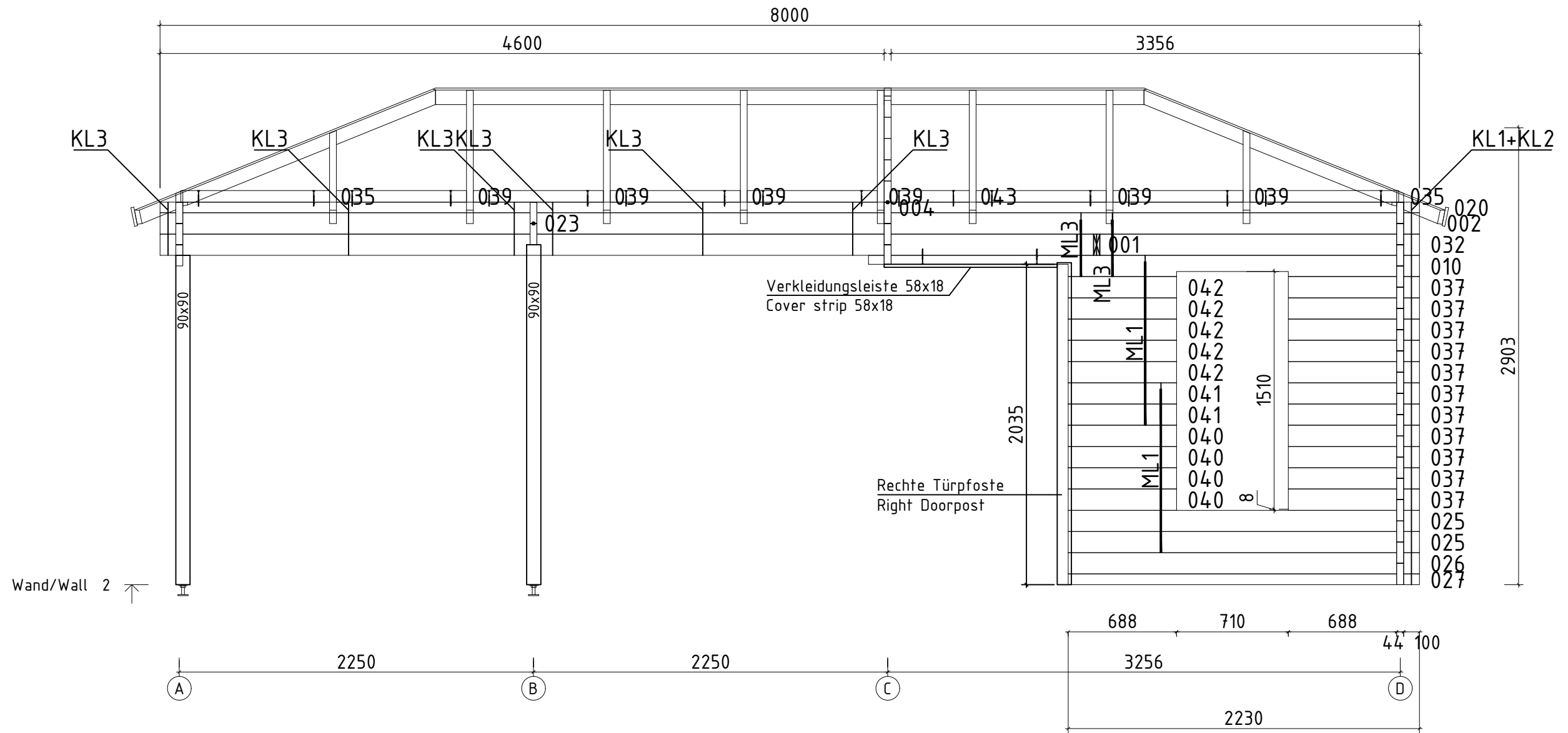
Name	Sophia 350x800/44		
Zeichnung/Drawing	WAND/WALL C		
Profil/Profile	4.4x13.5	Datum/Date	06.03.2023







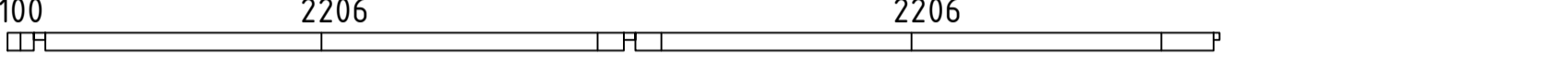
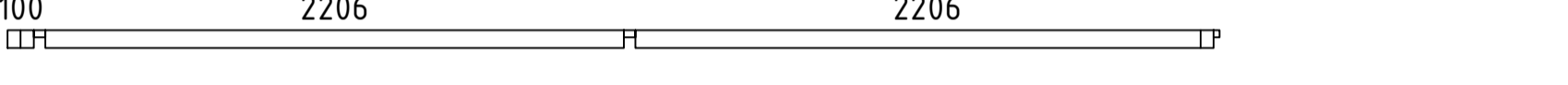


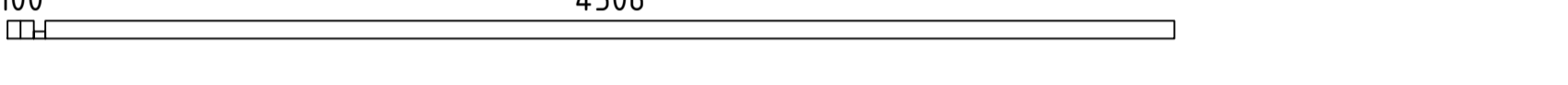






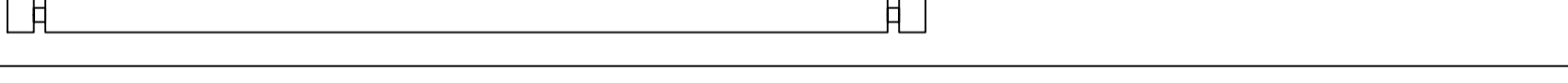






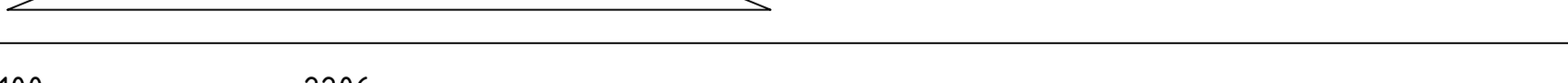



Name	Sophia 350x800/44		
Zeichnung/Drawing	WAND/WALL D		
Profil/Profile	4.4x13.5	Datum/Date	06.03.2023

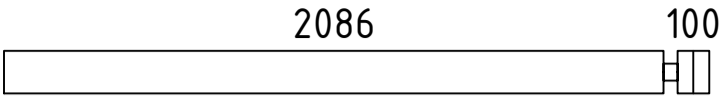
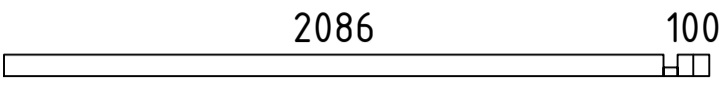
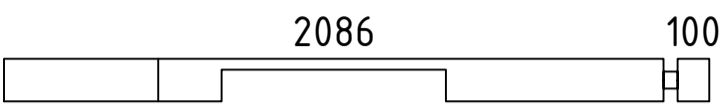
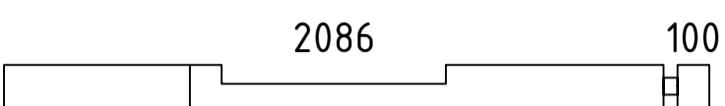
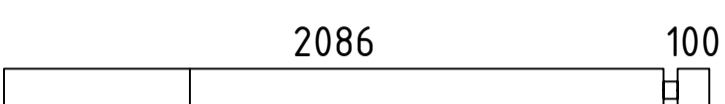
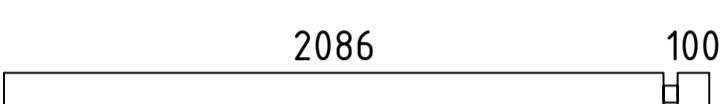
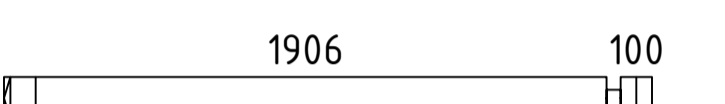


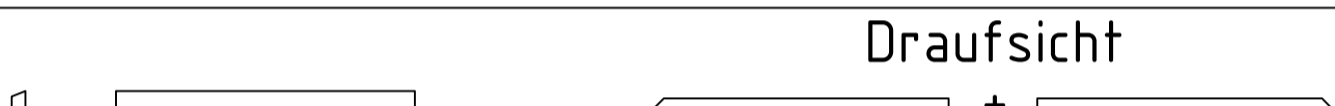










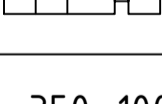

















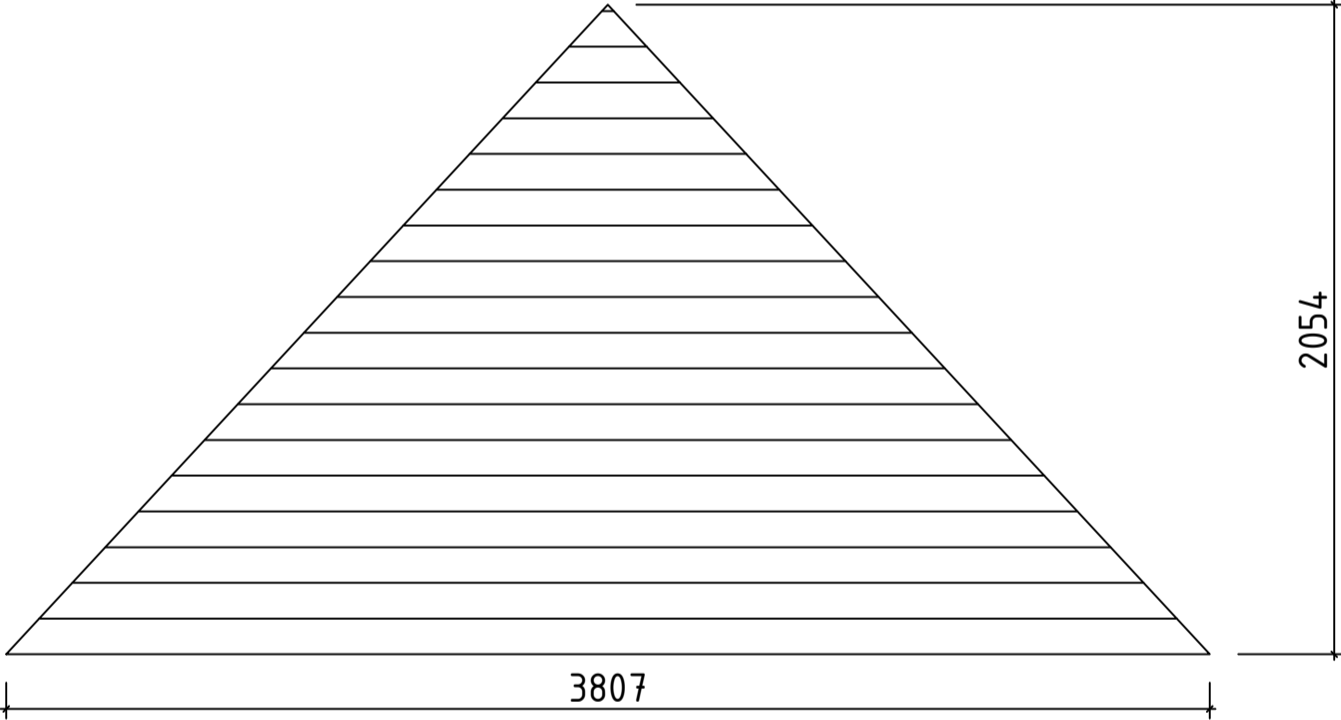
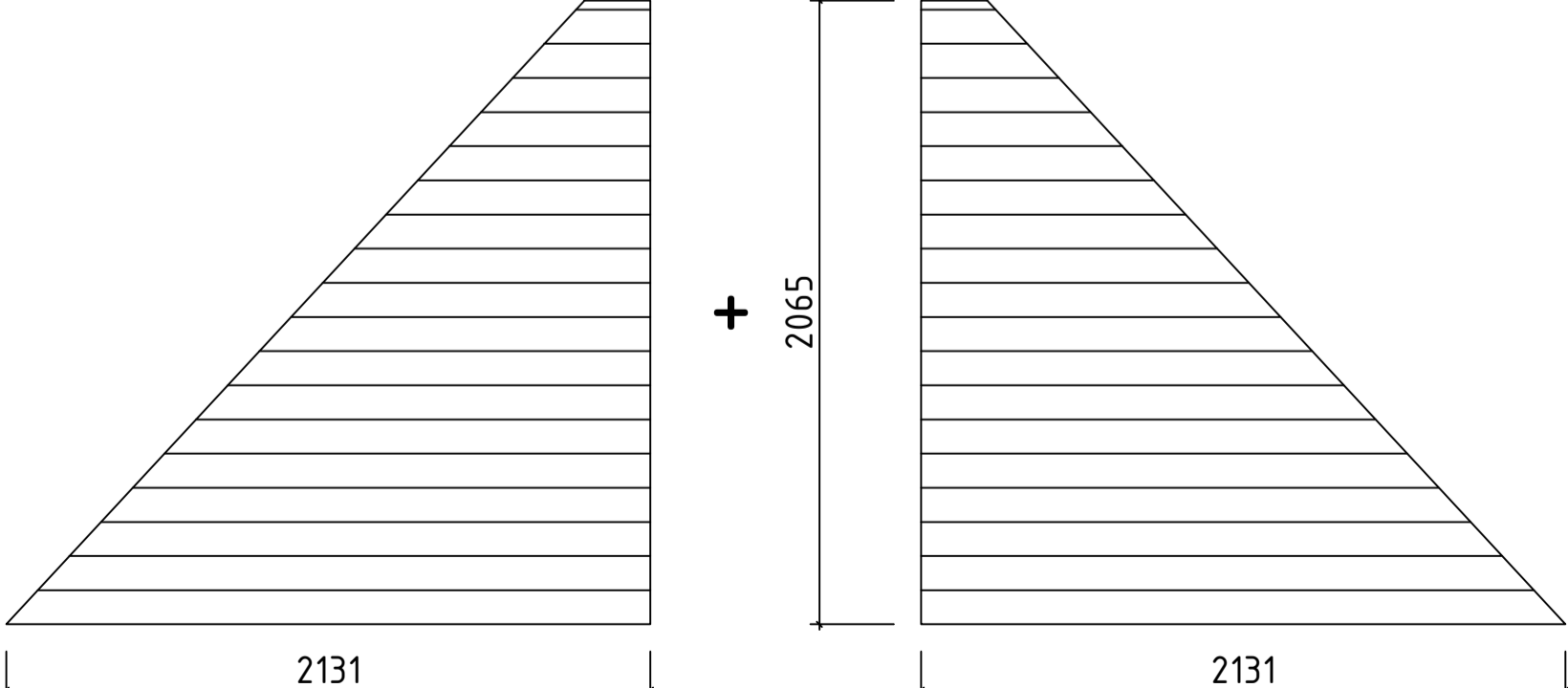


Name	Sophia 350x800/44		
Zeichnung/Drawing	WAND/WALL 1		
Profil/Profile	4.4x13.5	Datum/Date	06.03.2023


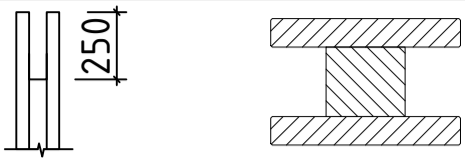

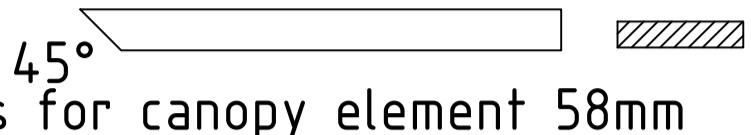



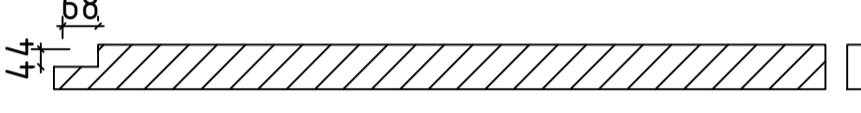
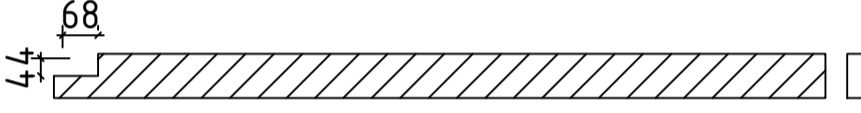
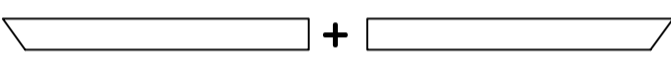
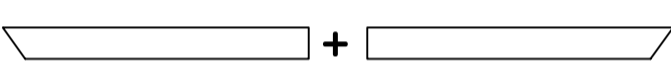




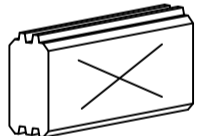
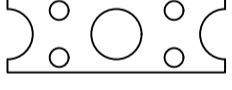
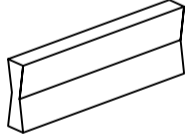


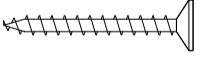
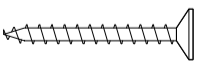
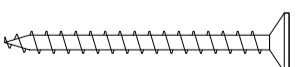
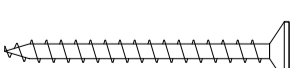



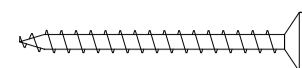
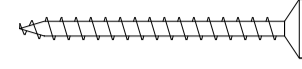
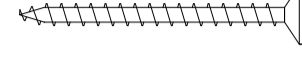
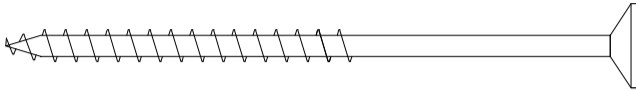
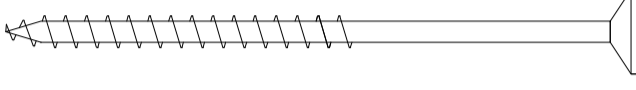
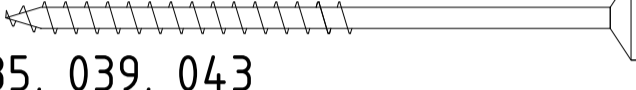

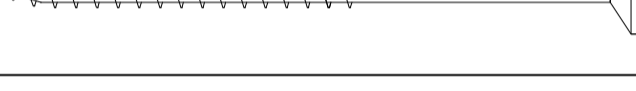
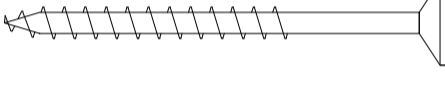
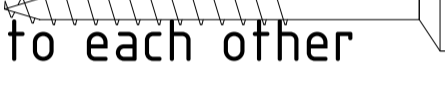
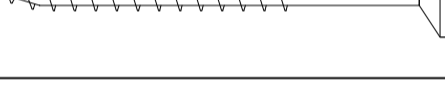


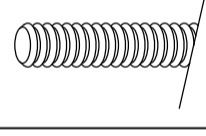
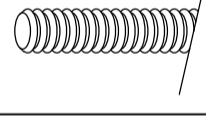
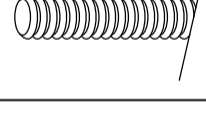

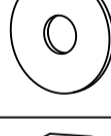
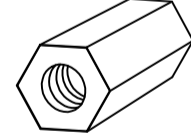
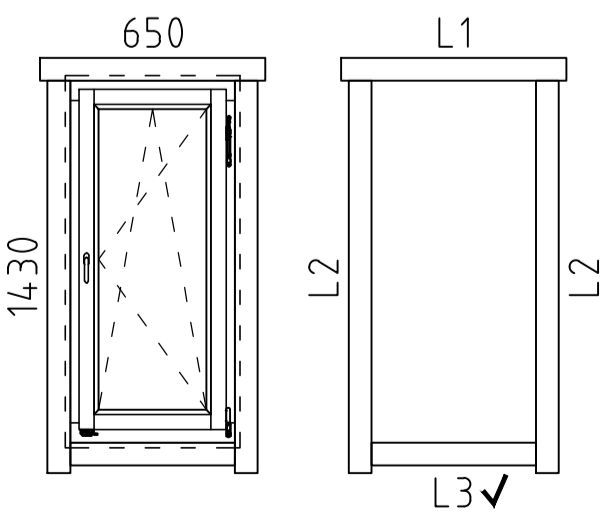
Name	Sophia 350x800/44		
Zeichnung/Drawing	WAND/WALL 2		
Profil/Profile	4.4x13.5	Datum/Date	06.03.2023

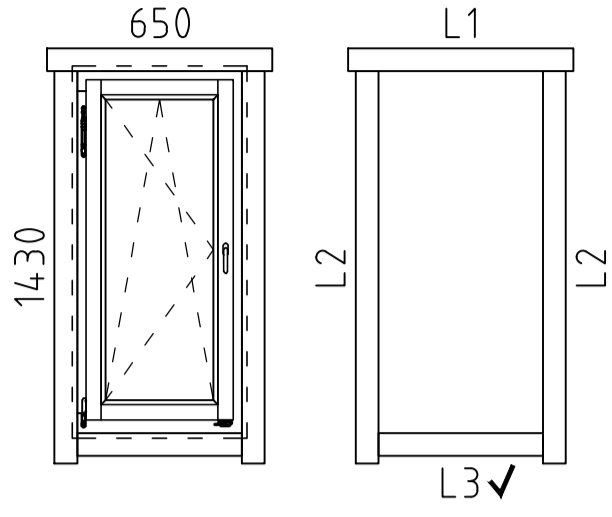
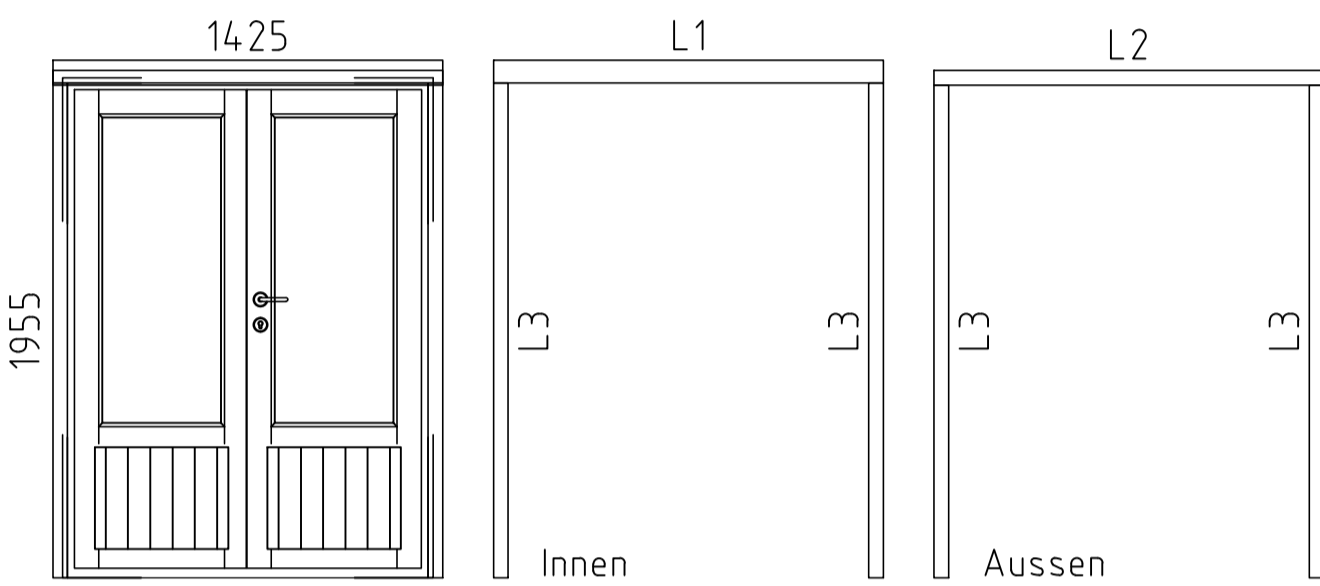
Pos	Teileliste/Specification Sophia 350x800/44	Stck. Pcs.	Profil Profile (mm)	Länge Length (mm)
	Achtung! Die Giebelbohlen können teilweise schon vormontiert sein! Bitte beachten - diese erscheinen nicht ganz so wie in der Teileliste beschrieben.			
	Notice! The gable pieces can be partly pre-assembled! Please notice - those differ from the description given in the specification list.			
000	 Extra log	1	44x135	5950
001		1	44x135	5950
002		1	44x135	5628
003		1	44x135	4844
004		1	44x68	4622
005		1	44x68	4622
006		1	44x135	4622
007		15	44x135	4450
008		1	44x68	4450
009		1	44x135	3500
010		1	44x135	3500
011		1	44x135	3500
012		14	44x135	3500
013		1	44x68	3500
014		2	44x135	3500
015		22	44x135	3500
016		1	44x135	3500
017		1	44x135	3500
018		1	44x68	3378
019		1	44x135	3378
020		1	44x68	3378
021		1	44x135	3156
022		1	44x135	2911
023		1	44x135	2372
024		1	44x135	2245
025		2	44x135	2230
Kood	Sophia 350x800/44	Materjal	File	Leht 1/6

Pos	Teileliste/Specification Sophia 350x800/44	Stck. Pcs.	Profil Profile (mm)	Länge Length (mm)
026		1	44x135	2230
027		1	44x68	2230
028		1	44x135	2230
029		1	44x135	2230
030		1	44x135	2230
031		2	44x135	2230
032		1	44x135	2050
033		1	44x135	1579
034		2	44x74	1260
035	 Draufsicht	4+4	44x74	945
036		1	44x135	913
037		11	44x135	832
038		10	44x135	832
039		12	44x74	826
040		8	44x135	688
041		4	44x135	688
042		9	44x135	688
043		2	44x74	496
044		7	44x135	494
045		3	44x135	494
046		5	44x135	494
047		1	44x38	93
048		1	44x38	93
FH8	 FUNDAMENTHOLZ (imprägniert) - FOUNDATION BEAM (impregnated)	1	95x45	1586
FH5	 FUNDAMENTHOLZ (imprägniert) - FOUNDATION BEAM (impregnated)	1	70x45	4500

Pos	Teileliste/Specification Sophia 350x800/44		Stck. Pcs.	Profil Profile (mm)	Länge Length (mm)
FH6	FUNDAMENTHOLZ (imprägniert) - FOUNDATION BEAM (impregnated) 		1	70x45	3280
FH4	FUNDAMENTHOLZ (imprägniert) - FOUNDATION BEAM (impregnated) 		5	70x45	3140
FH3	FUNDAMENTHOLZ (imprägniert) - FOUNDATION BEAM (impregnated)  45°		1	70x45	2583
FH2	FUNDAMENTHOLZ (imprägniert) - FOUNDATION BEAM (impregnated)  45°		1	70x45	2156
FH7	FUNDAMENTHOLZ (imprägniert) - FOUNDATION BEAM (impregnated) 		1	70x45	2156
FH1	FUNDAMENTHOLZ (imprägniert) - FOUNDATION BEAM (impregnated) 		1	70x45	314
SPR1	SPARREN - RAFTERS 		12	44x85	2046
FPF1	FIRSTPFETTEN - RIDGE BEAMS 		1	62x105	4562
GSP1	GRATSPARREN - HIP RAFTERS 		4	44x94	2792
SFT1	SCHIFTER - JACK RAFTERS 		4+4	44x85	1366
	DACHBRETTER - ROOF BOARDS 		38+1	113x18	4055
	DACHBRETTER - ROOF BOARDS 		2	113x18	
	DACHBRETTER - ROOF BOARDS 		2+2	113x18	
	FUSSBODENBRETTER - FLOOR BOARDS 		✓ 29+1	113x18	3207
	DECKENLEISTEN - CEILING STRIPS 		✓	15x28	29,0 lfm/rm
Kood	Sophia 350x800/44	Materjal	File		Leht 3/6


Pos	Teileliste/Specification Sophia 350x800/44		Stck. Pcs.	Profil Profile (mm)	Länge Length (mm)
	FUSSBODENLEISTEN - FLOOR STRIPS		✓	18x40	14,0 lfm/rm
A44-1	ADAPTER 44		✓	1	80x120 2295
DzT 40-1	ECKTÜR- Deckbrett zum Tür - CORNER DOOR- cover strip for door 40		✓	1	18x40 1585
VK1-1	ECKTÜR- Verkleidungsleisten für Vordachelement - CORNER DOOR- trim strips for canopy element 58mm		✓	2	58x18 1110
P9L2-1	ECKTÜR- linke Türpfoste - CORNER DOOR- left hand doorpost 44		✓	1	90x90 2045
P9R2-1	ECKTÜR- rechte Türpfoste - CORNER DOOR- right hand doorpost 44		✓	1	90x90 2045
VE1	ECKTÜR- Vordachelement - CORNER DOOR- canopy element 1435x745		✓	1	
TP90-1	STÜTZPFOSTE - SUPPORT POST 90x90		✓	1	90x90 2093
TP90-2	STÜTZPFOSTE - SUPPORT POST 90x90		✓	1	90x90 2160
T02-1	TRAUFBRETT - EAVES BOARDS 18x120		✓	1+1	18x120 4815
T02-2	TRAUFBRETT - EAVES BOARDS 18x120		✓	1+1	18x120 3660
T02-3	TRAUFBRETT - EAVES BOARDS 18x120		✓	2	18x120 3925
ML1	Metallstange - Metal bar		✓	6	D10 1040
ML2	Metallstange - Metal bar		✓	3	D10 430
ML3	Metallstange - Metal bar		✓	3	D10 360
SH	SCHLAGHÖLZER - MOUNTING PIECES		✓	3	
VS	Verbindungsstreifen für verbinden der Wandbohlen - Connecting strip for connecting the wall parts		✓	4	
HK2	HOLZ-KLOTZEN für verbindender Wandbohlen - Wooden wedge for connecting the wall parts (122mm)		✓	2	
NG2550	NÄGEL - NAILS 2.5x50 Dachbretter - Roof boards		✓	1188	
NG2550	NÄGEL - NAILS 2.5x50 Fussbodenbretter - Floor boards		✓	406	
SR3030	Schrauben - Screws 3.0x30 Deckenleisten - Ceiling strips		✓	58	
SR3030	Schrauben - Screws 3.0x30 Fussbodenleisten - Floor strips		✓	28	
SR3545-05	3.5x45 Canopy element - Vordachelement - VE1		✓	6	
SR3545-03	3.5x45 Cover strip - Deckbrett - DzT 40-1		✓	3	
SR3545-04	3.5x45 Trim strips - Verkleidungsleiste - VK1-1 varikatusele		✓	6	
Kood	Sophia 350x800/44	Materjal	File	Leht	4/6

Pos	Teileliste/Specification Sophia 350x800/44		Stck. Pcs.	Profil Profile (mm)	Länge Length (mm)
SR35 45-01	3.5x45	Trims (Door/Window) - Rahmleisten (Tür/Fenster)		80	
SR3 545	Schrauben - Screws 3.5x45	Traufenbretter - Eaves boards		60	
SR354 5-001	Schrauben - Screws 3.5x45	Verbindungsstreifen - Connecting strip		16	
SR5 0100	Schrauben - Screws 5.0x100	Fundamenthölzer - Foundation beams		48	
SR5 0100	Schrauben - Screws 5.0x100	Gratsparren zum Wand - Hip rafter to Wall		4	
SR5 0100	Schrauben - Screws 5.0x100	Pos - Log Pos 010, 027, 031, 034, 035, 039, 043		60	
SR5 0100	Schrauben - Screws 5.0x100	Schifter zum Wand - Jack rafter to Wall		8	
SR5 0100	Schrauben - Screws 5.0x100	Sparren zum Wand - Rafter to Wall		12	
SR5 070	Schrauben - Screws 5.0x70	Gratsparren und Schifter zueinander - Hip rafter and Jack rafter to each other		8	
SR5 070	Schrauben - Screws 5.0x70	Gratsparren_Sparren und Firstpfette zueinander - Hip rafter_Rafter and Ridge beam to each other		16	
SR5 070	Schrauben - Screws 5.0x70	Stützpfoeste - Support post		4	
SR507 0-002	Schrauben - Screws 5.0x70	Verstellbare pfostenstütze - Post support		8	
VP2	Verstellbare Pfostenstütze - Adjustable post support M16			2	
KL1	Gewindestange - Threaded Rod M8			3	2000
KL2	Gewindestange - Threaded Rod M8			3	460
KL3	Gewindestange - Threaded Rod M8			6	338
KV M UT M8	Mutter - Nut M8			18	
KV S EIB M8X25	U-Scheibe - Washer M8 Ø25			18	
KV MU TJ M8	Befestigungsmutter - Fixing nut M8			3	
	<p>FENSTER/WINDOW Q5 W5-S44P-0XT-06501430</p>  <p>W119-PT</p> <p>L1 18x90 L=890mm 2x L2 18x90 L=1550mm 4x L3 18x90 L=650mm 2x ✓</p> <p>DIN rechts / right handed</p>			1	
Kood	Sophia 350x800/44	Materjal	File	Leht	5/6

Pos	Teileliste/Specification Sophia 350x800/44	Stck. Pcs.	Profil Profile (mm)	Länge Length (mm)												
	<p>FENSTER/WINDOW Q5 W5-S44V-0XT-06501430</p> <div style="display: flex; justify-content: space-around; align-items: center;">  <p style="font-size: small;">W119-VT</p> <table border="0"> <tr> <td>L1</td> <td>18x90</td> <td>L=890mm</td> <td>2x</td> </tr> <tr> <td>L2</td> <td>18x90</td> <td>L=1550mm</td> <td>4x</td> </tr> <tr> <td>L3</td> <td>18x90</td> <td>L=650mm</td> <td>2x ✓</td> </tr> </table> <p style="font-size: x-small;">DIN 1xlinks / left handed</p> </div>	L1	18x90	L=890mm	2x	L2	18x90	L=1550mm	4x	L3	18x90	L=650mm	2x ✓	1		
L1	18x90	L=890mm	2x													
L2	18x90	L=1550mm	4x													
L3	18x90	L=650mm	2x ✓													
	<p>TÜR/DOOR Q5 D5-M44R-7XT-14251955</p> <div style="display: flex; justify-content: space-around; align-items: center;">  <p style="font-size: small;">D204-RT</p> <table border="0"> <tr> <td>L1</td> <td>18x90</td> <td>L=1540mm</td> <td>1 Stck.</td> </tr> <tr> <td>L2</td> <td>18x58</td> <td>L=1540mm</td> <td>1 Stck.</td> </tr> <tr> <td>L3</td> <td>18x58</td> <td>L=1955mm</td> <td>4 Stck. ✓</td> </tr> </table> <p style="font-size: x-small;">DIN rechts/right handed</p> </div>	L1	18x90	L=1540mm	1 Stck.	L2	18x58	L=1540mm	1 Stck.	L3	18x58	L=1955mm	4 Stck. ✓	1		
L1	18x90	L=1540mm	1 Stck.													
L2	18x58	L=1540mm	1 Stck.													
L3	18x58	L=1955mm	4 Stck. ✓													
	<p>✓ - Bitte selber anpassen (falls nötig)! / Cut into length on site (if needed)!</p>															

Sophia 350x800/44

Fußbodenbretter/Floor boards 113x18



Aken	Q4-Q6	-	paigaldusjuhis
Window	Q4-Q6	-	assembly instructions
Fenster	Q4-Q6	-	Montageanleitung

5-10mm

3.5x45

Lõika mõõtu
Cut to length
Absägen
- 10mm / -20mm

NB!

3.5x45

Vihmaliist / Rain strip / Wasserleiste

Q5-Q6

*Silikoon

*Silicon

*Silikon

*Vajumispilu

*Settling gap

*Senkungs spalt

ca 40-50mm

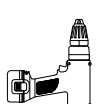
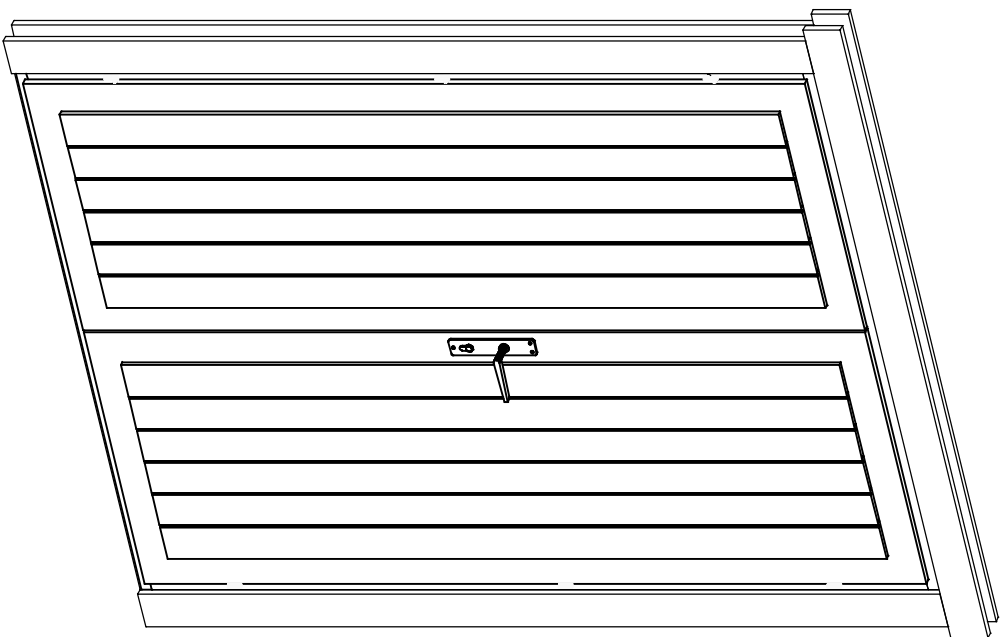
NB!

- Monteerida juhul kui ese on välja toodud maja spetsifikatsioonis!
- Install only if the item is listed in the house specification!
- Nur montieren wenn die Leiste in der Teileliste gezeigt ist!


Veepolek / Window sill / Fensterbank

4,2x16

Ukse montaa 0 / Tür montage / Door assembly
(GH+ / SH)

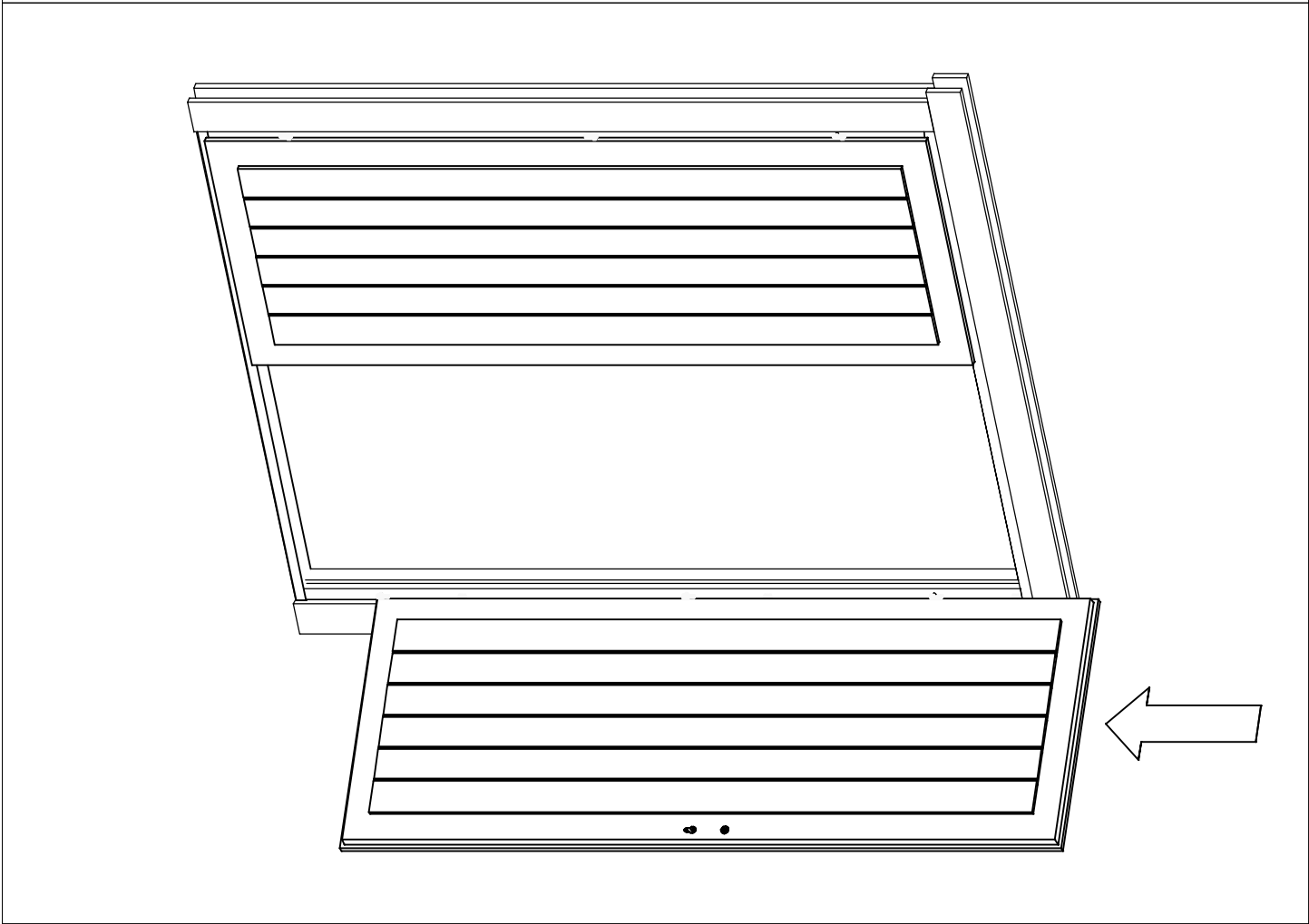
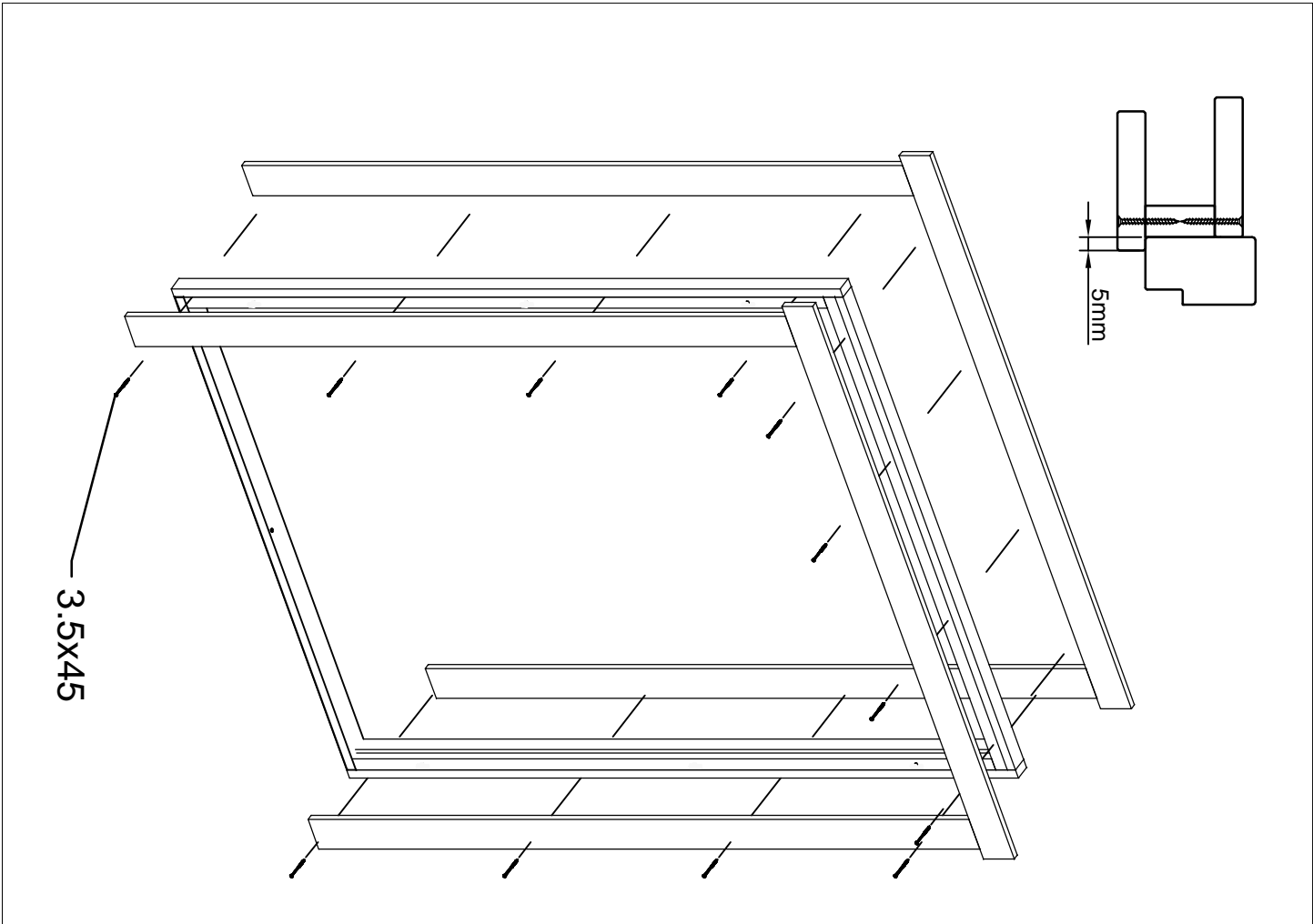


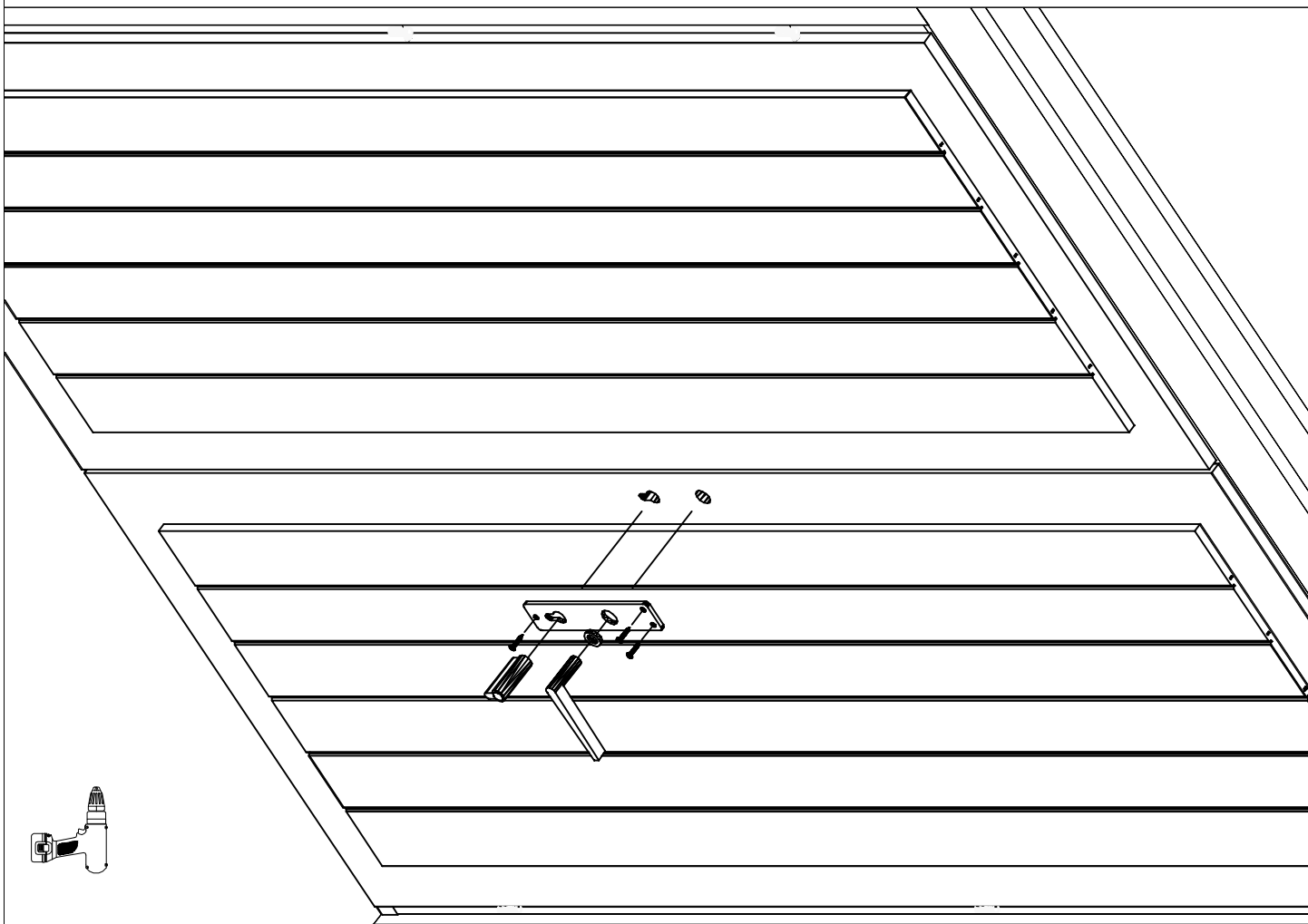
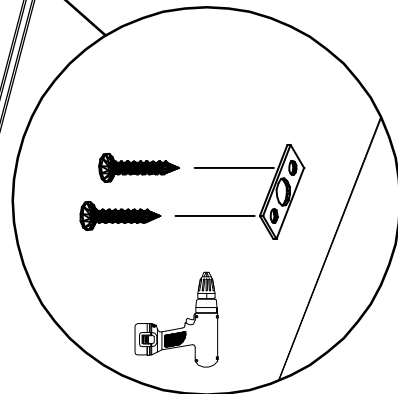
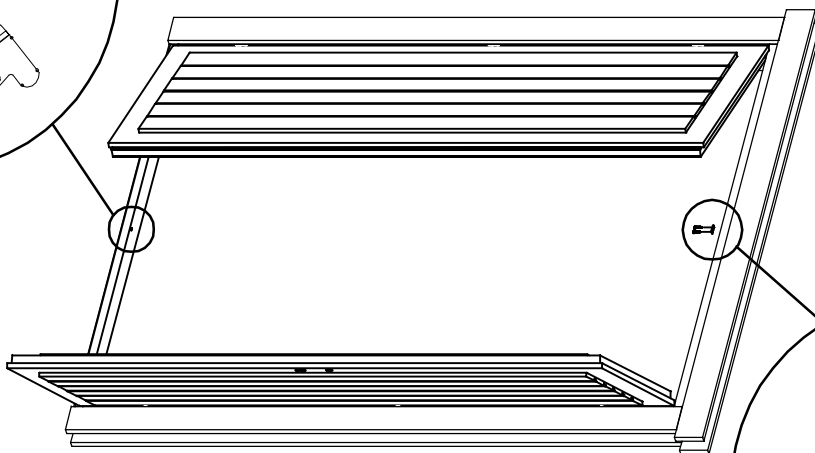
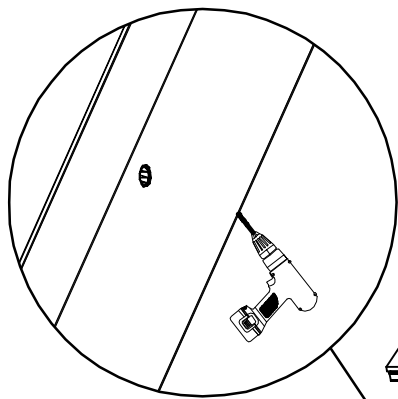
4.5x90



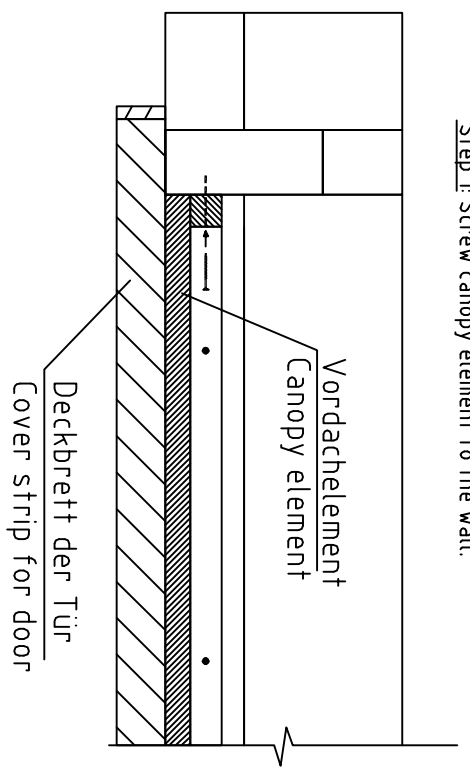
4.5x90



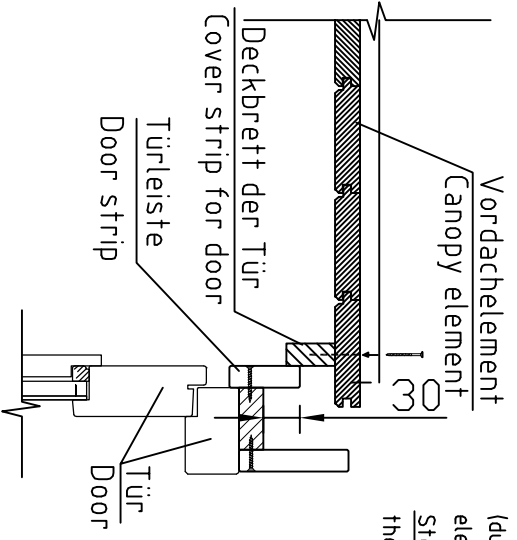




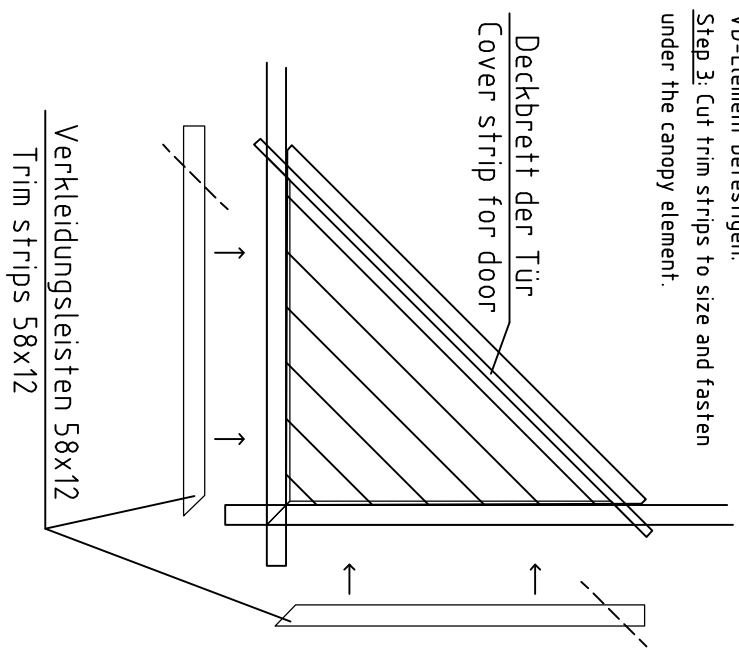
Step 1: Dachelement an den Wänden verschrauben.
Step 1: Screw canopy element to the wall.



Step 2: Das Deckbrett muss von oben (durch das VD-Element) an das Dachelement verschraubt werden.
Step 2: Fasten cover strip to the canopy element.



Step 3: Die Verkleidungsleisten in die richtige Länge schneiden und unter das VD-Element befestigen.
Step 3: Cut trim strips to size and fasten under the canopy element.



Vordachelement/Canopy element

Schnitt/Section