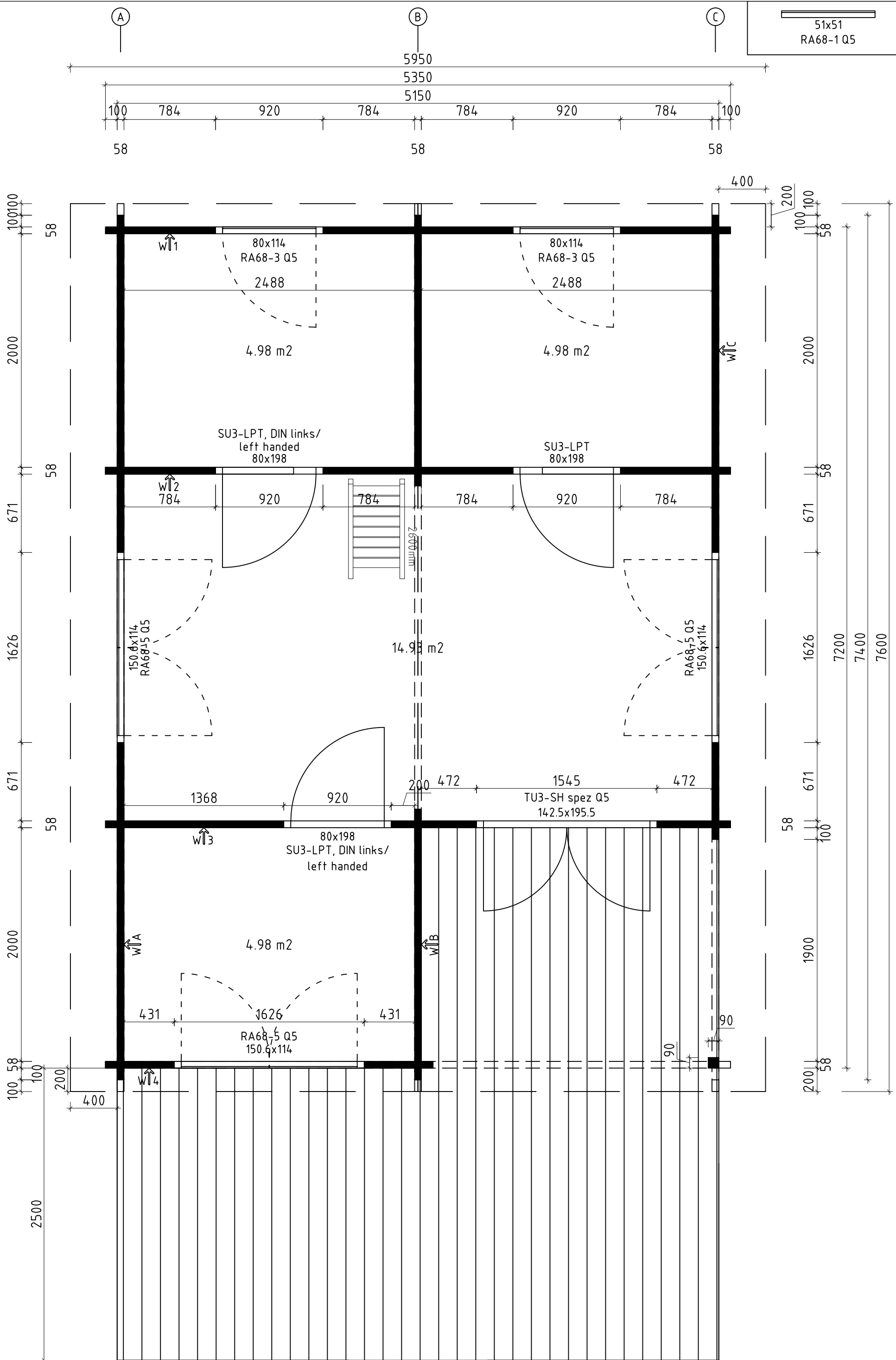


Name Stockholm B 535x740; 58

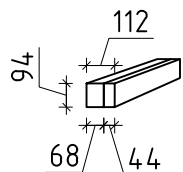
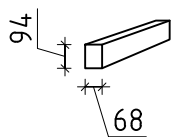
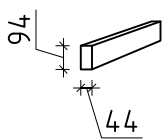
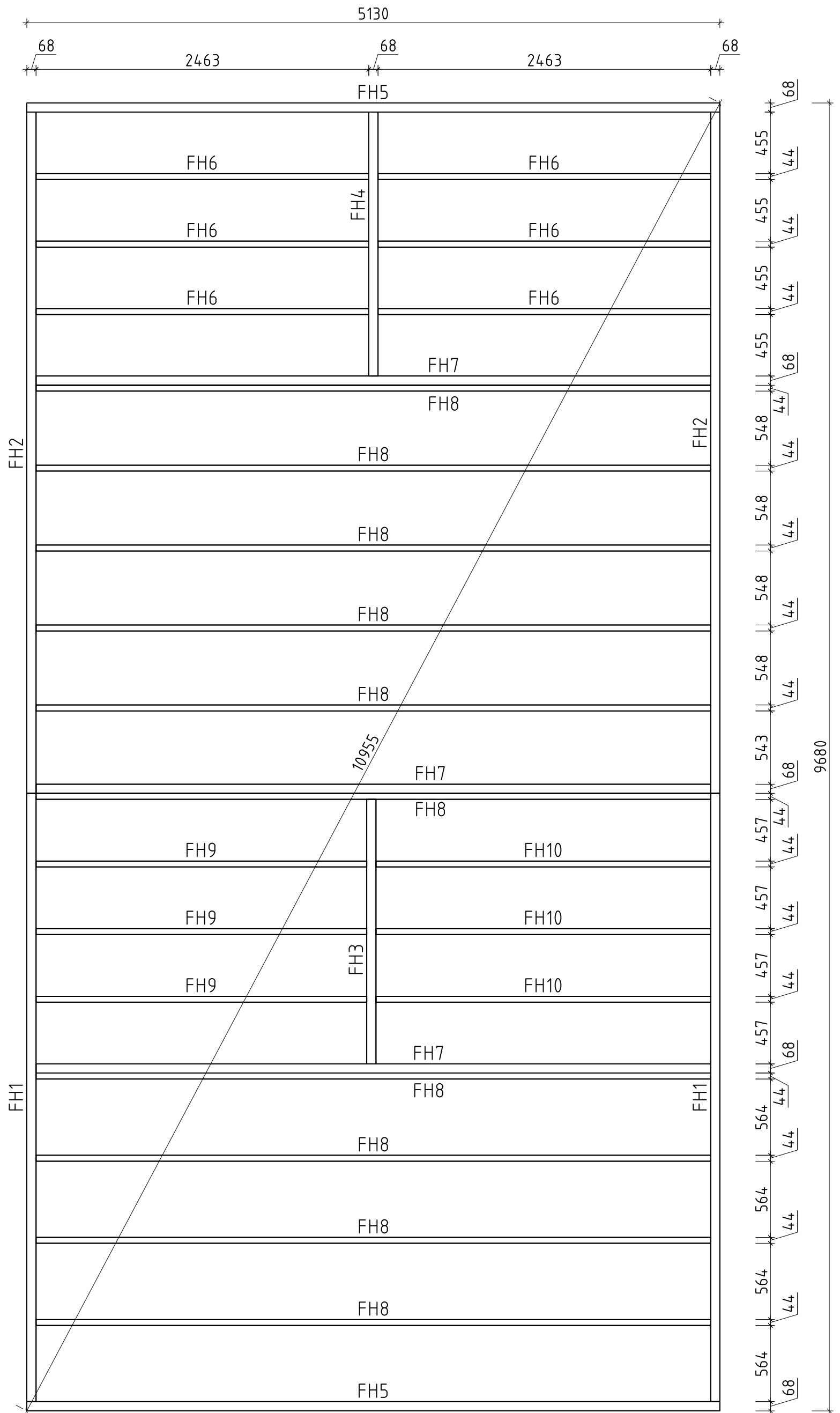
Zeichnung/Drawing 3D

Profil/Profile 5.8x13.5 Datum/Date 11.02.2020

51x51
RA68-1 Q5

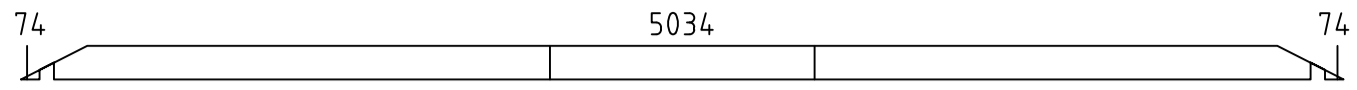
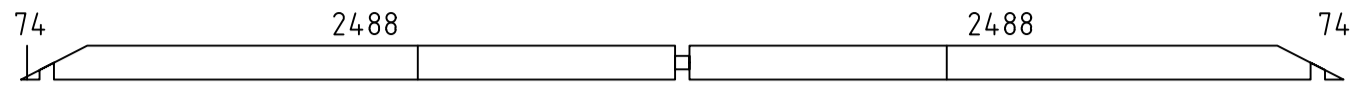
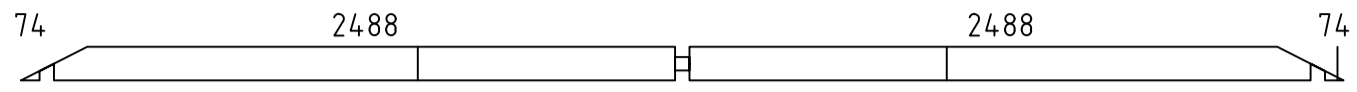


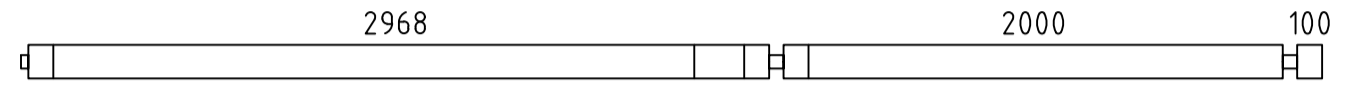










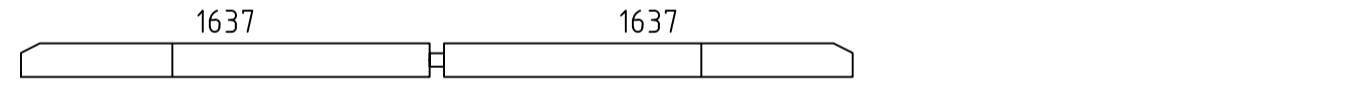
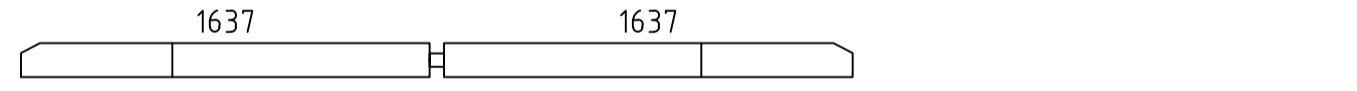
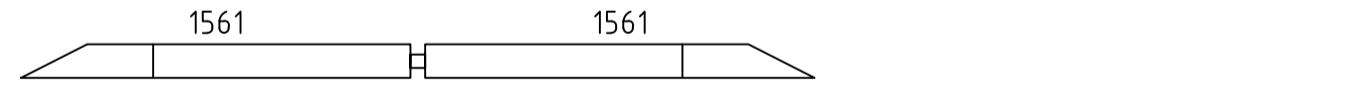
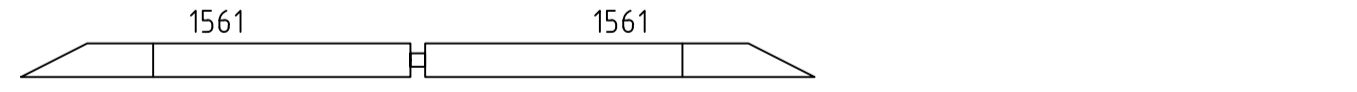
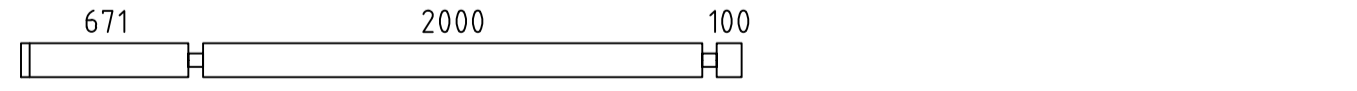
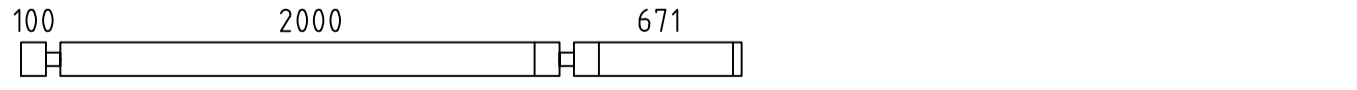
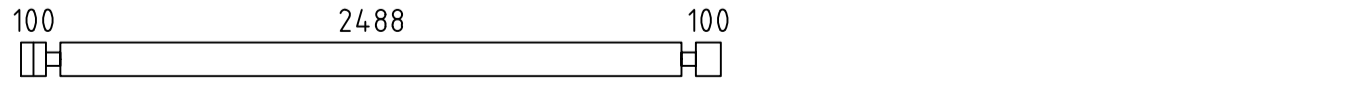
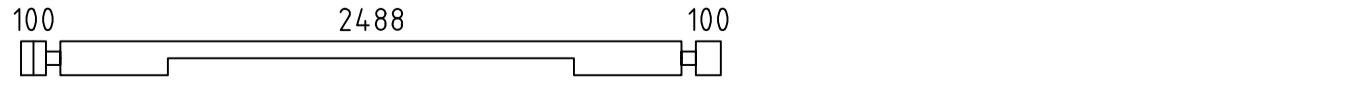
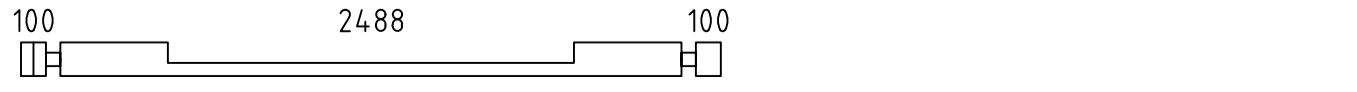


Name	Stockholm B 535x740; 58		
Zeichnung/Drawing	Grundplan, Plan		
Profil/Profile	5.8x13.5	Datum/Date	11.02.2020

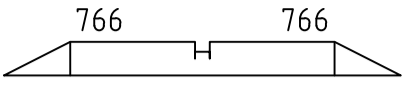
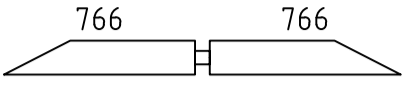
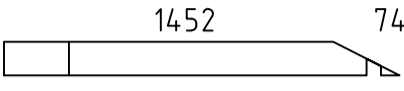
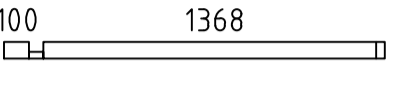
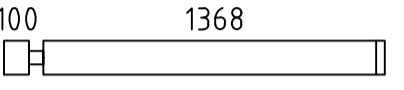





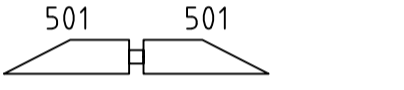
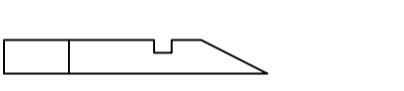
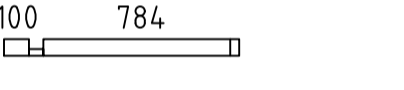
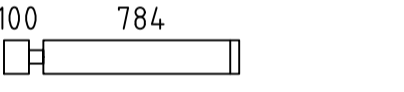
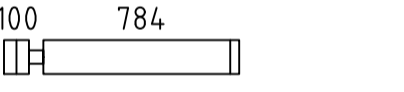
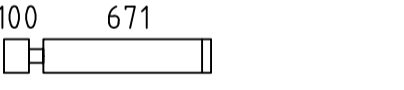


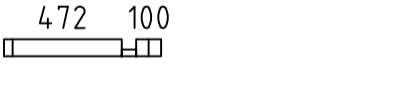
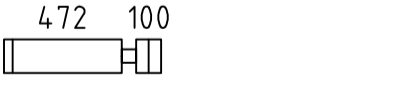












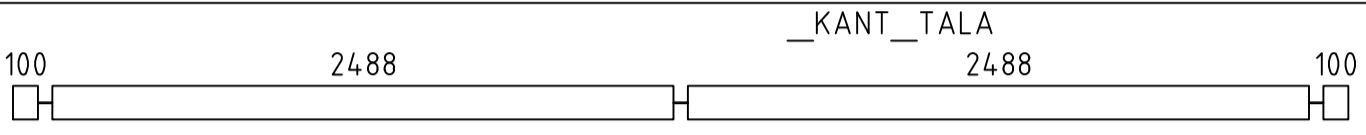



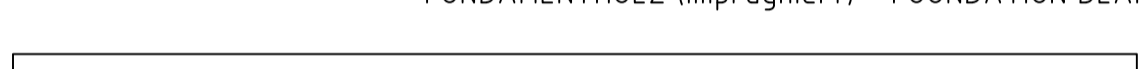









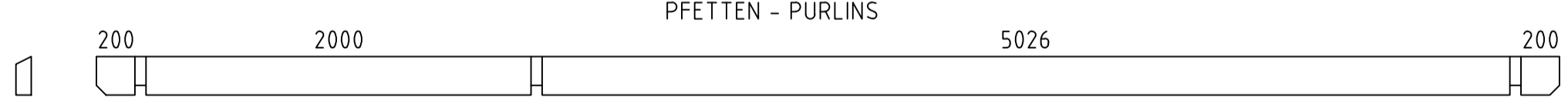
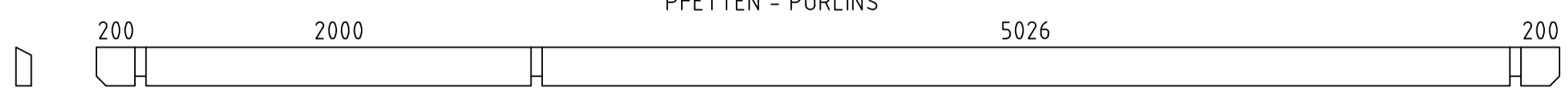




Name	Stockholm B 535x740; 58		
Zeichnung/Drawing	Lagerholzplan, Foundation beams		
Profil/Profile	5.8x13.5	Datum/Date	11.02.2020

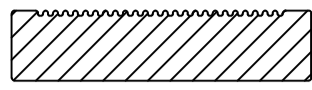
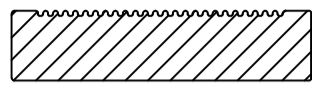



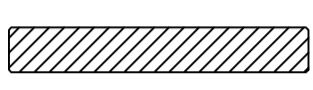
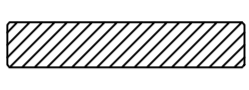
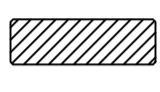
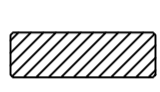
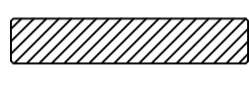
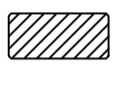
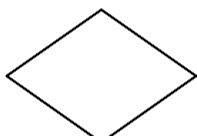
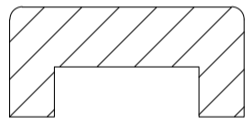
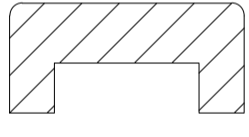
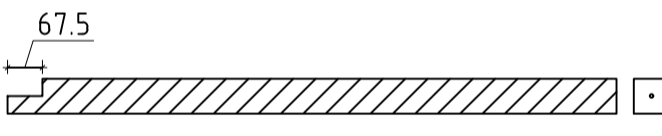




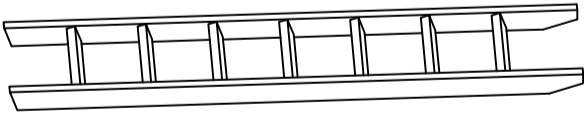
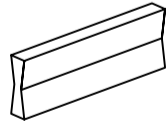
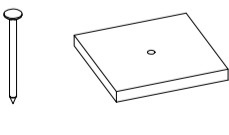
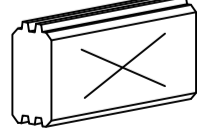

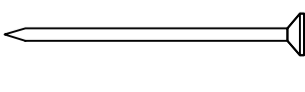
Pos	Teileliste/Specification Stockholm B 535x740; 58	Stck. Pcs.	Profil Profile (mm)	Länge Length (mm)
001		1	58x135	5442
002		1	58x135	5442
003		1	58x135	5350
004		1	58x135	5350
005		1	58x135	5350
006		1	58x135	5350
007		2	58x135	5350
008		1	58x135	5350
009		1	58x135	5350
010		1	58x135	5350
011		1	58x135	5350
012		1	58x135	5350
013		1	58x135	5350
014		1	58x135	5350
015		1	58x135	5350
016		5	58x135	5350
017		1	58x68	5350
018		5	58x135	5342
019		1	58x135	5342
020		1	58x135	5342
021		1	58x135	5342
022		1	58x135	5313
023		1	58x135	5313
024		1	58x68	5313
025		1	58x135	5313
Kood	Stockholm B 535x740; 58	Materjal		Leht 1/9

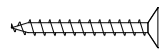
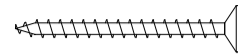
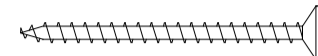

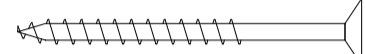
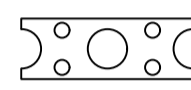
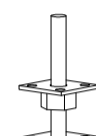







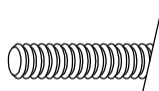
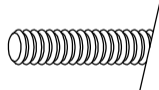
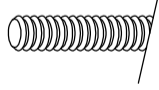
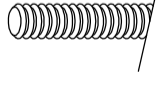



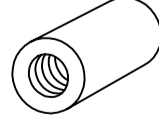
Pos	Teieliste/Specification Stockholm B 535x740; 58	Stck. Pcs.	Profil Profile (mm)	Länge Length (mm)
026		1	58x135	5299
027		1	58x135	5299
028		1	58x135	5299
029		1	58x135	5213
030		1	58x135	5213
031		1	58x135	5213
032		1	58x135	5213
033		1	58x135	5213
034		1	58x135	5213
035		1	58x135	5213
036		1	58x135	5213
037		1	58x135	4984
038		1	58x135	4769
039		1	58x135	4769
040		1	58x135	4239
041		1	58x135	4239
042		1	58x135	3331
043		1	58x135	3332
044		1	58x135	3179
045		1	58x135	3179
046		25	58x135	2887
047		2	58x135	2887
048		6	58x135	2804
049		1	58x135	2804
050		1	58x135	2804

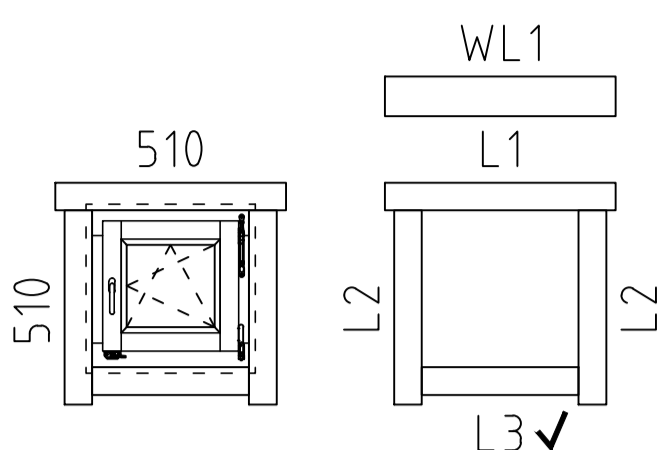
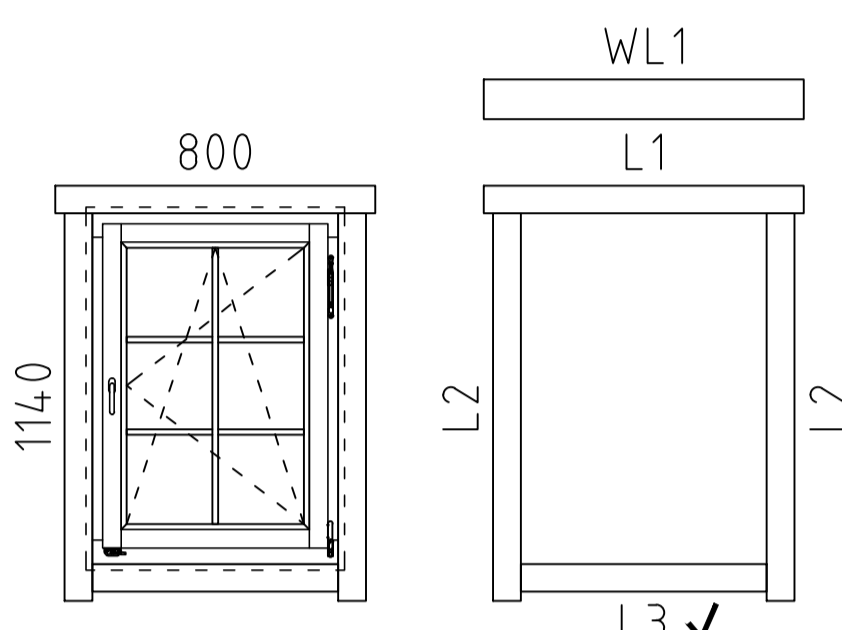
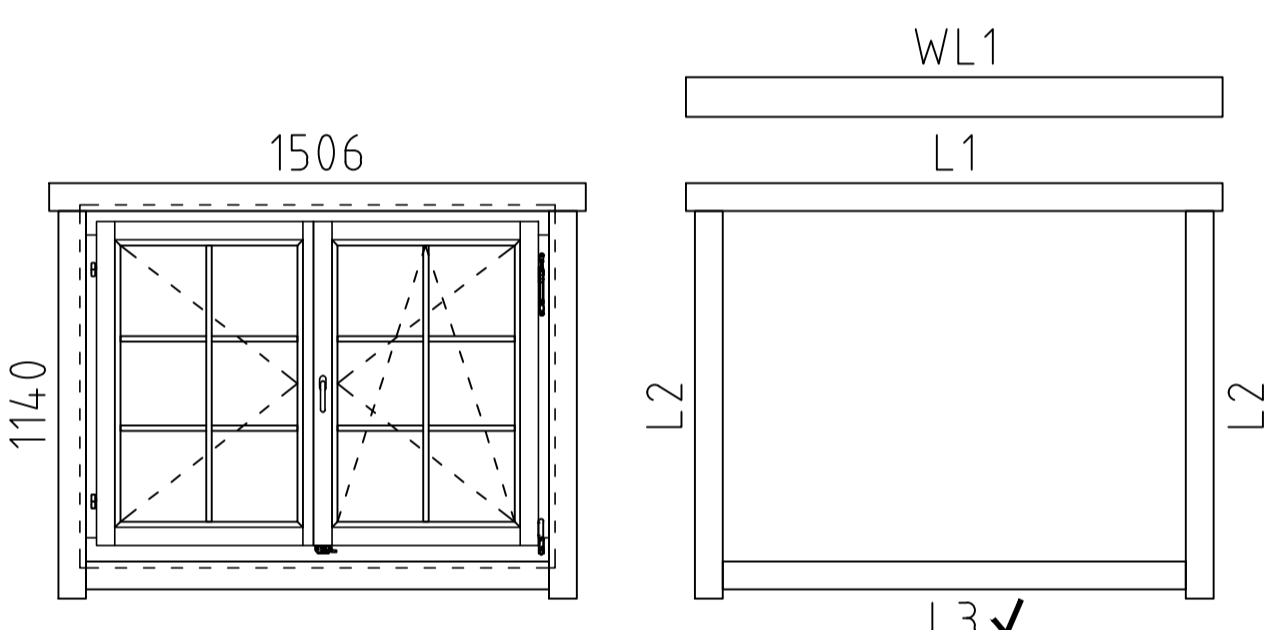
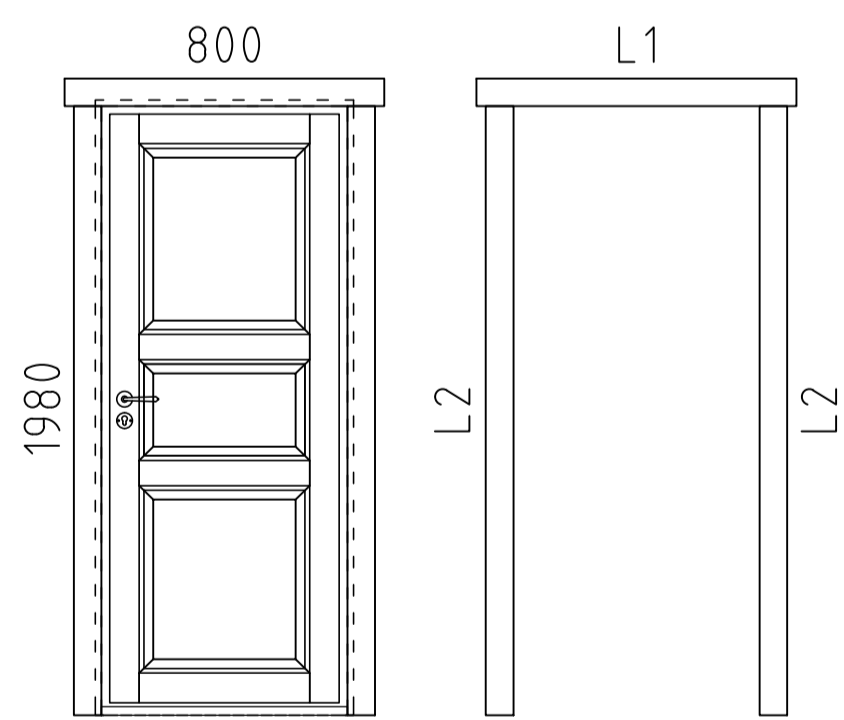
Pos	Teileliste/Specification Stockholm B 535x740; 58	Stck. Pcs.	Profil Profile (mm)	Länge Length (mm)
051		1	58x68	2804
052		1	58x135	2649
053		1	58x135	2649
054		1	58x135	2649
055		1	58x135	2416
056		40	58x135	2316
057		1	58x135	2316
058		1	58x135	2316
059		1	58x135	2287
060		1	58x68	2287
061		1	58x135	2287
062		1	58x135	2287
063		6	58x135	2187
064		1	58x135	2187
065		1	58x135	2187
066		1	58x135	2070
067		1	58x135	2070
068		2	58x135	1958
069		1	58x135	1805
070		1	58x135	1805
071		22	58x135	1626
072		1	58x68	1626
073		2	58x135	1620
074		1	58x135	1620
075		2	58x135	1610
Kood	Stockholm B 535x740; 58	Materjal		Leht 3/9

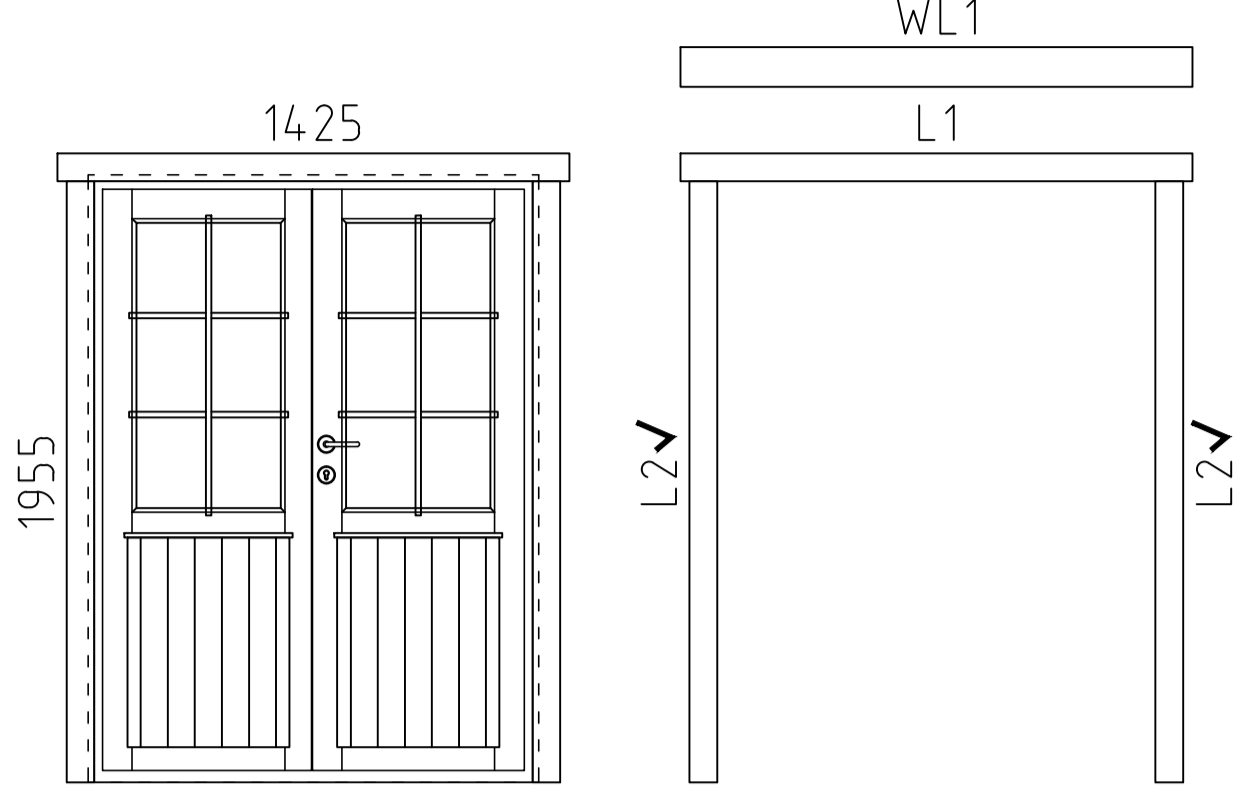
Pos	Teileliste/Specification Stockholm B 535x740; 58	Stck. Pcs.	Profil Profile (mm)	Länge Length (mm)
076		1	58x135	1590
077		2	58x135	1590
078		2	58x135	1584
079		1	58x68	1526
080		14	58x135	1526
081		1	58x135	1351
082		1	58x135	1351
083		2	58x135	1320
084		1	58x135	1275
085		1	58x135	1275
086		3	58x135	1060
087		2	58x135	1055
088		2	58x68	942
089		28	58x135	942
090		16	58x135	942
091		9	58x135	829
092		1	58x68	730
093		14	58x135	730
094		1	58x68	630
095		14	58x135	630
096		2	58x135	601
097		8	58x135	589
098		8	58x135	589
099		3	58x120	530
100		2	58x135	525

Pos	Teileliste/Specification Stockholm B 535x740; 58		Stck. Pcs.	Profil Profile (mm)	Länge Length (mm)
101			4	58x60	378
102			2	58x132	260
103			6	58x91	180
104			8	58x60	118
105			2	58x60	100
ÜT1			5	58x135	5350
FH5		FUNDAMENTHOLZ (imprägniert) - FOUNDATION BEAM (impregnated)	2	68x94	5130
FH2		FUNDAMENTHOLZ (imprägniert) - FOUNDATION BEAM (impregnated)	2	68x94	5042
FH7		FUNDAMENTHOLZ (imprägniert) - FOUNDATION BEAM (impregnated)	3	68x94	4994
FH1		FUNDAMENTHOLZ (imprägniert) - FOUNDATION BEAM (impregnated)	2	68x94	4502
FH3		FUNDAMENTHOLZ (imprägniert) - FOUNDATION BEAM (impregnated)	1	68x94	1958
FH4		FUNDAMENTHOLZ (imprägniert) - FOUNDATION BEAM (impregnated)	1	68x94	1953
FH8		FUNDAMENTHOLZ (imprägniert) - FOUNDATION BEAM (impregnated)	10	44x94	4994
FH10		FUNDAMENTHOLZ (imprägniert) - FOUNDATION BEAM (impregnated)	3	44x94	2478
FH6		FUNDAMENTHOLZ (imprägniert) - FOUNDATION BEAM (impregnated)	6	44x94	2463
FH9		FUNDAMENTHOLZ (imprägniert) - FOUNDATION BEAM (impregnated)	3	44x94	2448
LE1		LEISTE - LATH	1	18x58	4926
DLZ1		WASSERSCHUTZBRETT - COVER BOARD	1	145x18	100
PF1		PFETTEN - PURLINS	2	80x200	7600
PF3		PFETTEN - PURLINS	1	80x200	7600
PF2		PFETTEN - PURLINS	1	80x200	7600
	DACHBRETT - ROOF BOARDS		136+2	113x18	3340
	FUSSBODENBRETT - FLOOR BOARDS		45+2	113x28	2965
	FUSSBODENBRETT - FLOOR BOARDS		66	113x28	1995
	SCHLAFBODENBRETT - SLEEPING FLOOR BOARDS		45+1	113x18	1995
Kood	Stockholm B 535x740; 58		Materjal		Leht 5/9

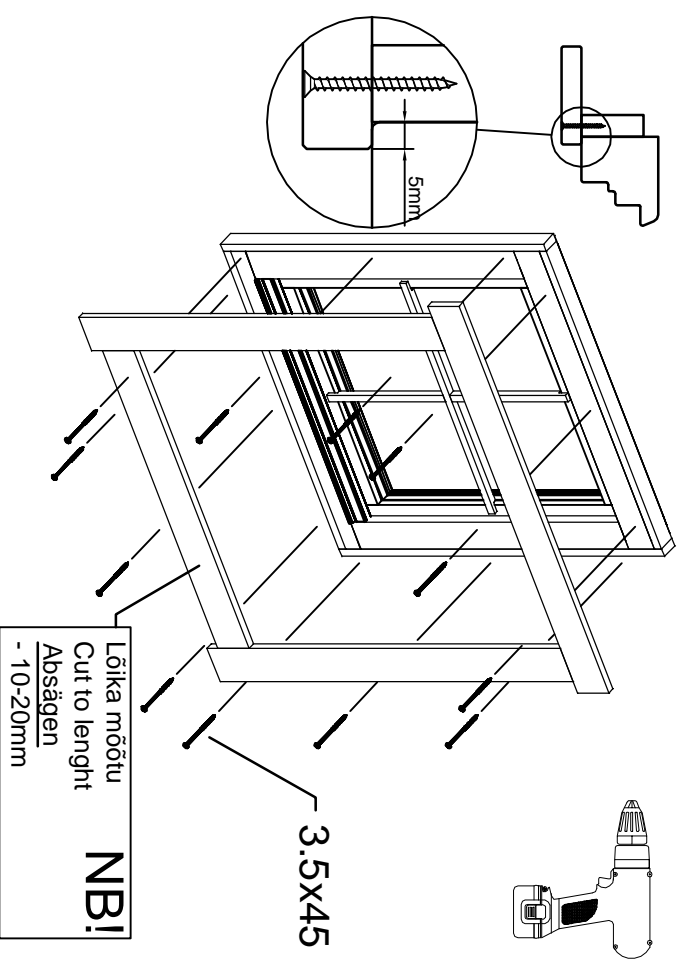
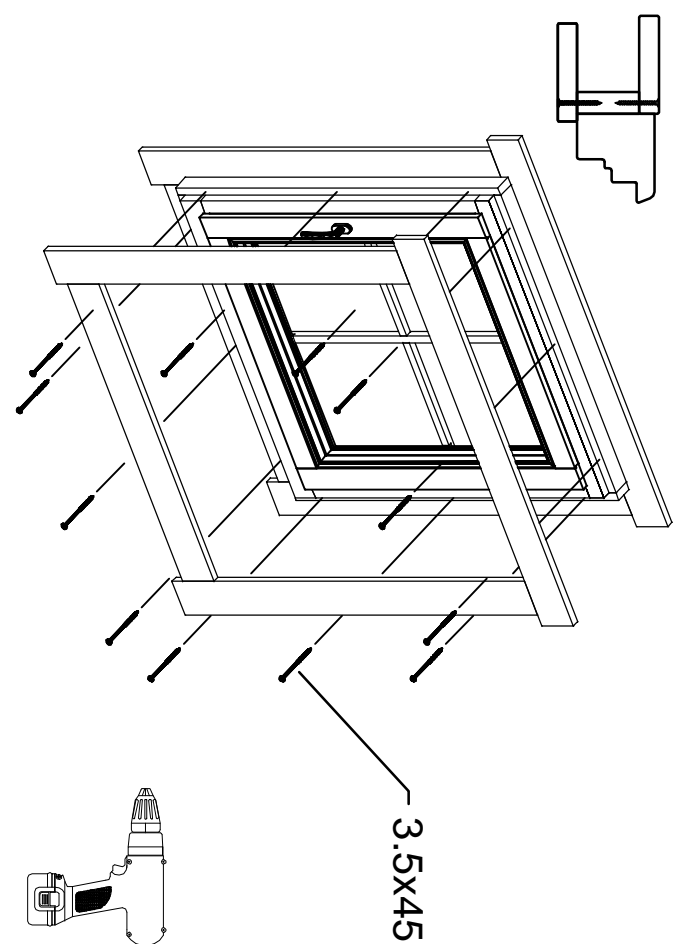
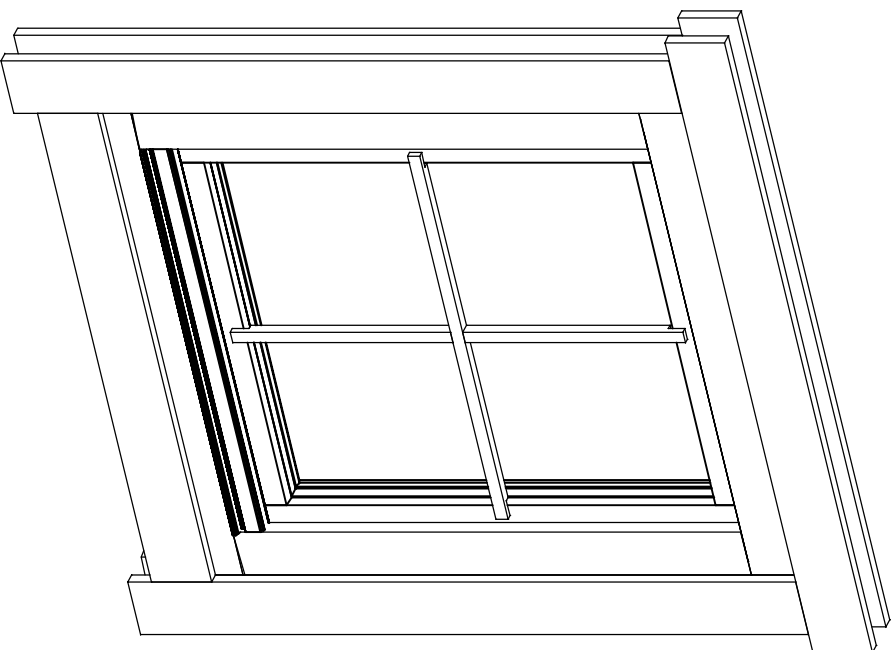
Pos	Teileliste/Specification Stockholm B 535x740; 58		Stck. Pcs.	Profil Profile (mm)	Länge Length (mm)	
	TERRASSENRETTER (imprägniert) - TERRACE BOARDS (impregnated)		21+1	120x28	4555	
	TERRASSENRETTER (imprägniert) - TERRACE BOARDS (impregnated)		21	120x28	2500	
	FUSSBODENLEISTEN - FLOOR STRIPS		✓	14x55	43.0 lfm/rm	
	ABDECKLEISTEN - COVER STRIPS		✓	15x28	71.0 lfm/rm	
	FUSSBODENLEISTEN - FLOOR STRIPS Schlafboden - Sleeping floor		✓	18x40	15.0 lfm/rm	
G02-1	GIEBELRETTER - GABLE BOARDS 18x120	 27°	✓	4	18x120	3420
G01-1	GIEBELRETTER - GABLE BOARDS 18x95	 27°	✓	4	18x95	3420
G06-1	GIEBELDECKLEISTEN - GABLE COVER STRIPS 18x58		✓	4	18x58	3420
G08-1	GIEBELLEISTEN - GABLE STRIPS 18x58	 27°	✓	4	18x58	3420
T01-1	TRAUFBRETTER - EAVES BOARDS 18x95		4	18x95	3800	
T06-1	TRAUFNLEISTEN - EAVES STRIPS 18x40		✓	18x40	15.5 lfm/rm	
GS	GIEBELSEGMENT - GABLE DIAMOND		2			
UP5-1	U-PROFIL - U-PROFILE 58		✓	2	44x94	1110
UP5-2	U-PROFIL - U-PROFILE 58		✓	1	44x94	2230
TP90-1	STÜTZPFOSTE - SUPPORT POST 90x90	 67.5	✓	1	90x90	2225
TL58-1	T-LEISTEN - T-STRIPS 58		2	45x58	490	
TL58-2	T-LEISTEN - T-STRIPS 58		6	45x58	1030	
TL58-3	T-LEISTEN - T-STRIPS 58		4	45x58	1165	
TL58-4	T-LEISTEN - T-STRIPS 58		8	45x58	1910	
TR02	LEITER - LADDER 2600mm		1			
HK2	HOLZ-KLOTZEN für verbinden der Wandbohlen - Wooden wedge for connecting the wall parts (122mm)		3			
KN01	die Fliese mit Nagel 2.0x40 (für Zapfenfüllung) - A tile with a nail 2.0x40 (to support a tenon)		1			
SH	SCHLAGHÖLZER - MOUNTING PIECES		3			
NG04	NÄGEL - NAILS 2.5x50 Schlafbodenbretter - Sleeping floor boards Dachbretter - Roof boards		1538			
NG05	NÄGEL - NAILS 2.5x60 Fussbodenbretter - Floor boards Terrassenbretter - Terrace boards		1788			
Kood	Stockholm B 535x740; 58		Materjal		Leht 6/9	

Pos	Teileliste/Specification Stockholm B 535x740; 58		Stck. Pcs.	Profil Profile (mm)	Länge Length (mm)
SR32	Schrauben - Screws 3.0x30	Fussbodenleiste - Floor strips Abdeckleisten - Cover strips Traufenleiste - Eaves strips 40x18		288	
SR37	Schrauben - Screws 3.5x45	Giebelbretter - Gable boards Giebeldeckleisten - Gable cover strips Giebelsegment - Gable diamond Traufenbretter - Eaves boards 90x18 Türleisten - Door/Window strips Verbindungsstreifen - Connecting strips U-Profil - U-profile; Leiste LE1 - Lath LE1		454	
SR44	Schrauben - Screws 4.0x60	Wasserleisten - Rain strips Wasserschutzblech - Cover strip		25	
SR57	Schrauben - Screws 5.0x100	Fundamenthölzer - Foundation beams		132	
SR55	Schrauben - Screws 5.0x70	Stützpfeiler - Support post		10	
VS	Verbindungsstreifen für verbinden der Wandbohlen - Connecting strip for connecting the wall parts			12	
VP2	Verstellbare Pfostenstütze - Adjustable post support M16			1	
ML1	Metallstange - Metal bar		2	D10	1040
ML2	Metallstange - Metal bar		7	D10	900
ML3	Metallstange - Metal bar		1	D10	770
ML4	Metallstange - Metal bar		2	D10	630
ML5	Metallstange - Metal bar		3	D10	500
ML6	Metallstange - Metal bar		2	D10	430
ML7	Metallstange - Metal bar		7	D10	360
KL1	Gewindestange - Threaded Rod M8		4		2000
KL2	Gewindestange - Threaded Rod M8		1		1080
KL3	Gewindestange - Threaded Rod M8		4		633
KL4	Gewindestange - Threaded Rod M8		1		338
KL5	Gewindestange - Threaded Rod M8		1		270
	Mutter - Nut M8		14		
	U-Scheibe - Washer M8 Ø25		14		
	Befestigungsmutter - Fixing nut M8		4		
Kood	Stockholm B 535x740; 58		Materjal		Leht 7/9

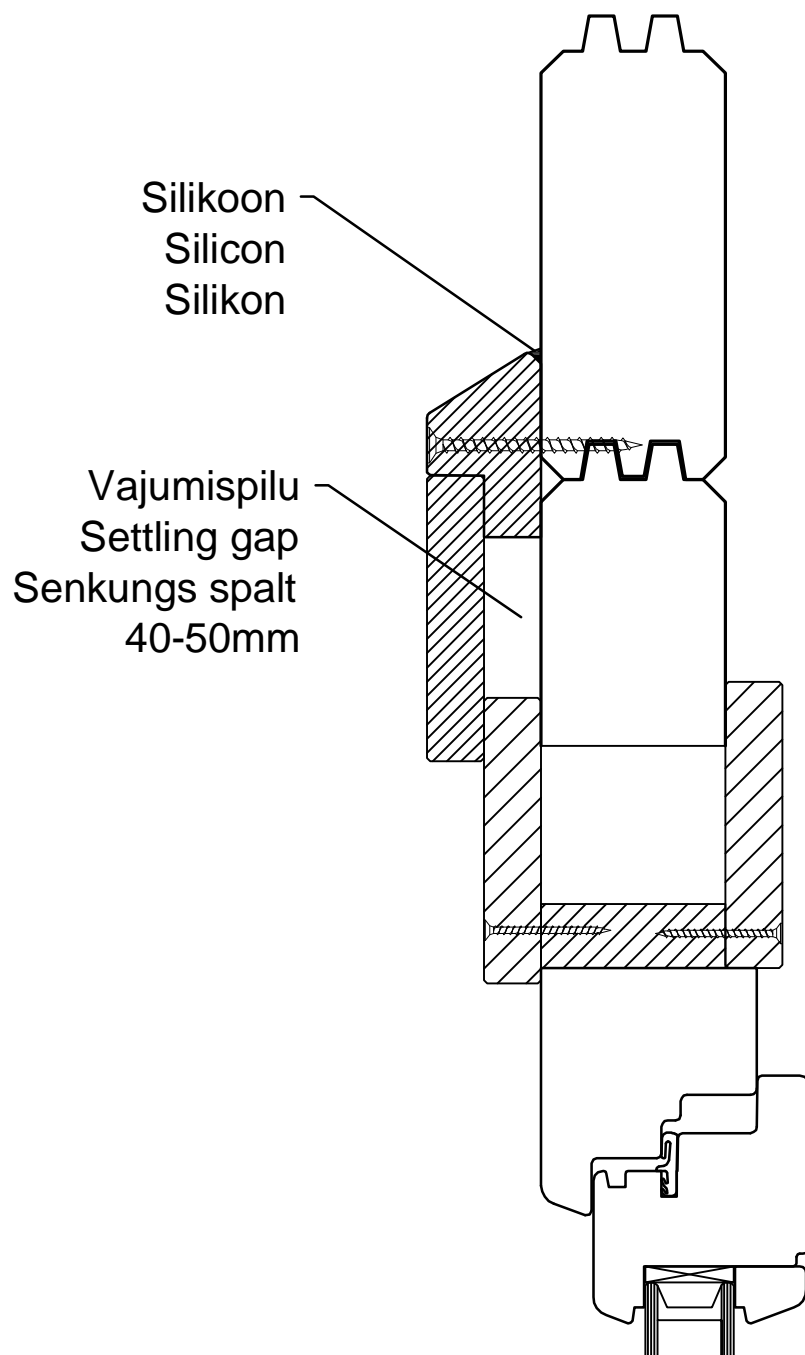
Pos	Teieliste/Specification Stockholm B 535x740; 58	Stck. Pcs.	Profil Profile (mm)	Länge Length (mm)																
	<p>FENSTER/WINDOW 510x510 RA68-1 70 Q5</p>  <p>RA68-1 Q5</p> <table border="0"> <tr><td>L1</td><td>18x90</td><td>L=750mm</td><td>2x</td></tr> <tr><td>L2</td><td>18x90</td><td>L=630mm</td><td>4x</td></tr> <tr><td>L3</td><td>18x90</td><td>L=510mm</td><td>2x ✓</td></tr> <tr><td>WL1</td><td>36x129</td><td>L=750mm</td><td>1x</td></tr> </table>	L1	18x90	L=750mm	2x	L2	18x90	L=630mm	4x	L3	18x90	L=510mm	2x ✓	WL1	36x129	L=750mm	1x	1		
L1	18x90	L=750mm	2x																	
L2	18x90	L=630mm	4x																	
L3	18x90	L=510mm	2x ✓																	
WL1	36x129	L=750mm	1x																	
	<p>FENSTER/WINDOW 800x1140 RA68-3 70 Q5</p>  <p>RA68-3 Q5</p> <table border="0"> <tr><td>L1</td><td>18x90</td><td>L=1040mm</td><td>2x</td></tr> <tr><td>L2</td><td>18x90</td><td>L=1260mm</td><td>4x</td></tr> <tr><td>L3</td><td>18x90</td><td>L=800mm</td><td>2x ✓</td></tr> <tr><td>WL1</td><td>36x129</td><td>L=1040mm</td><td>1x</td></tr> </table>	L1	18x90	L=1040mm	2x	L2	18x90	L=1260mm	4x	L3	18x90	L=800mm	2x ✓	WL1	36x129	L=1040mm	1x	2		
L1	18x90	L=1040mm	2x																	
L2	18x90	L=1260mm	4x																	
L3	18x90	L=800mm	2x ✓																	
WL1	36x129	L=1040mm	1x																	
	<p>FENSTER/WINDOW 1506x1140 RA68-5 70 Q5</p>  <p>RA68-5 Q5</p> <table border="0"> <tr><td>L1</td><td>18x90</td><td>L=1745mm</td><td>2x</td></tr> <tr><td>L2</td><td>18x90</td><td>L=1260mm</td><td>4x</td></tr> <tr><td>L3</td><td>18x90</td><td>L=1505mm</td><td>2x ✓</td></tr> <tr><td>WL1</td><td>36x129</td><td>L=1745mm</td><td>1x</td></tr> </table>	L1	18x90	L=1745mm	2x	L2	18x90	L=1260mm	4x	L3	18x90	L=1505mm	2x ✓	WL1	36x129	L=1745mm	1x	3		
L1	18x90	L=1745mm	2x																	
L2	18x90	L=1260mm	4x																	
L3	18x90	L=1505mm	2x ✓																	
WL1	36x129	L=1745mm	1x																	
	<p>TÜR/DOOR 800x1980 SU3_LPT (198) 58 Q5</p>  <p>SU3_LPT Q5</p> <table border="0"> <tr><td>L1</td><td>18x90</td><td>L=1040mm</td><td>2x</td></tr> <tr><td>L2</td><td>18x90</td><td>L=1980mm</td><td>4x ✓</td></tr> </table> <p>2x DIN links / left handed 1x DIN rechts / right handed</p>	L1	18x90	L=1040mm	2x	L2	18x90	L=1980mm	4x ✓	3										
L1	18x90	L=1040mm	2x																	
L2	18x90	L=1980mm	4x ✓																	
Kood	Stockholm B 535x740; 58	Materjal	Leht 8/9																	

Pos	Teileliste/Specification Stockholm B 535x740; 58	Stck. Pcs.	Profil Profile (mm)	Länge Length (mm)
	<p>TÜR/DOOR 1425x1955 TU3-SH (196) 70 Q5</p>  <p>TU3-SH (196) Q5 L1 18x90 L=1665mm 2x L2 18x90 L=1955mm 4x ✓ WL1 36x129 L=1665mm 1x DIN rechts / right handed</p>	1		
	✓ - Bitte selber anpassen (falls nötig)! / Cut into length on site (if needed)!			

Akna tüüp / Fenster typ / Window type - A68
(GH+ / SH)

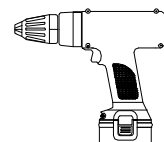


Vihmaliist / Rain strip / Wasserleiste



NB!

- Monteerida juhul kui ese on välja toodud maja spetsifikatsioonis!
- Install only if the item is listed in the house specification!
- Nur montieren wenn die Leiste in der Teileliste gezeigt ist!

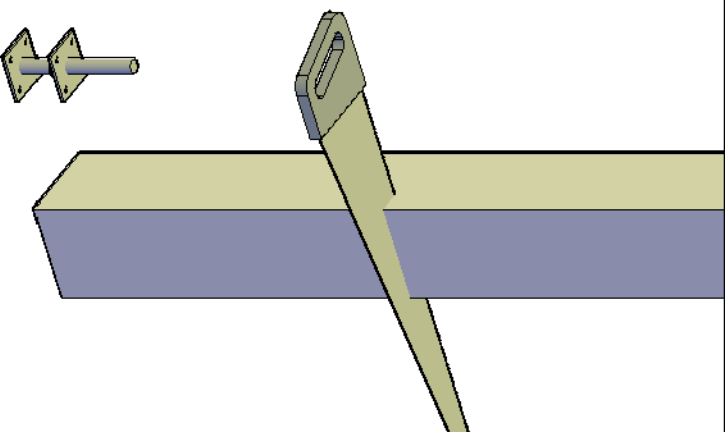


Cutting support post / Schneiden der Stützpfosten



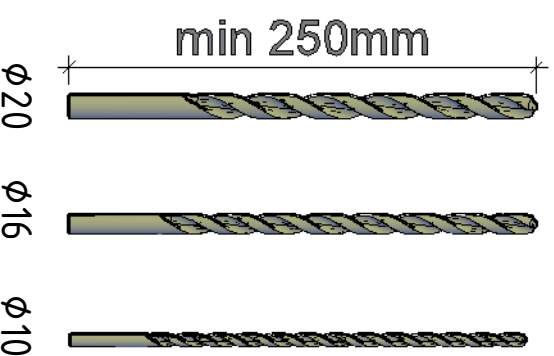
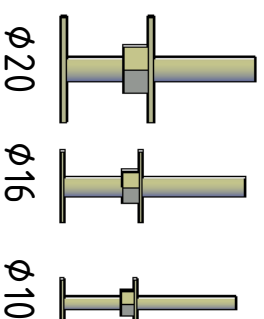
* Adjustment space for post support should be at least 50mm.

* Einstellraum für die Pfostenstütze muss mindestens 50mm sein.



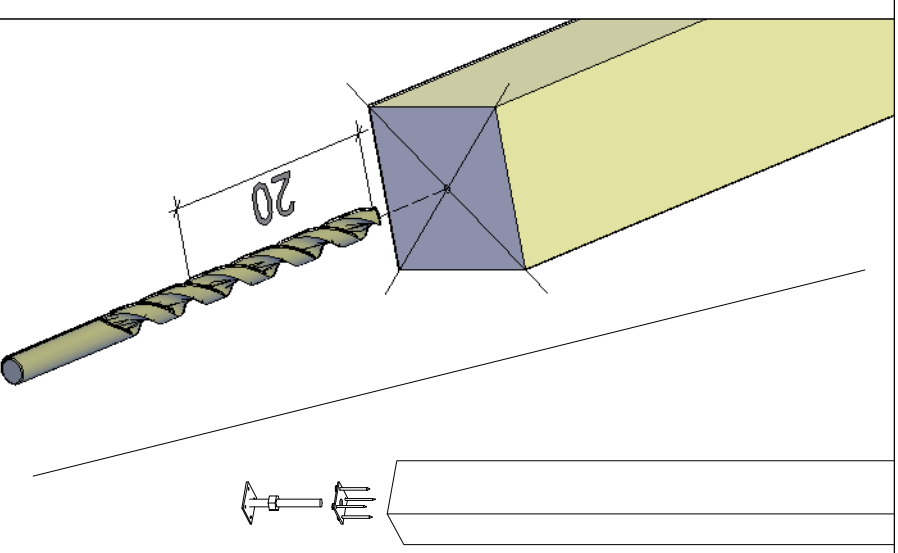
* Support post has extra length for various conditions. Must be sawn to suitable length on spot considering local conditions.

* Stützpfosten hat extra Länge für verschiedene Bedingungen. Muss vor Ort unter Berücksichtigung der örtlichen Gegebenheiten zu einer geeigneten Länge gesägt werden.



* In some cases you need to drill a new hole for a post support. Find a matching drill bit.

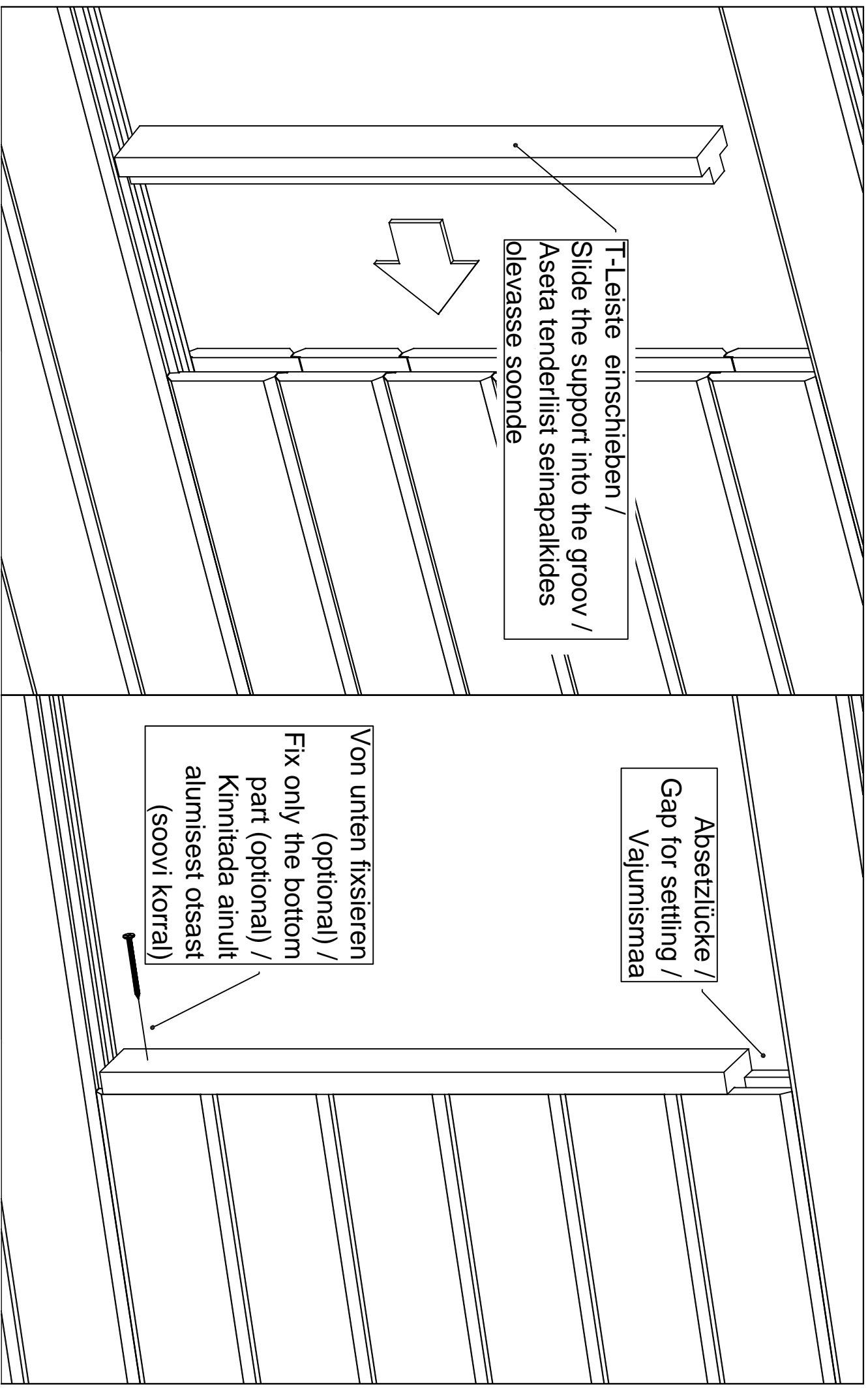
* In einigen Fällen müssen Sie ein neues Loch für die Pfostenstütze bohren. Finden Sie hier den passenden Bohrer.



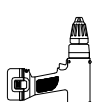
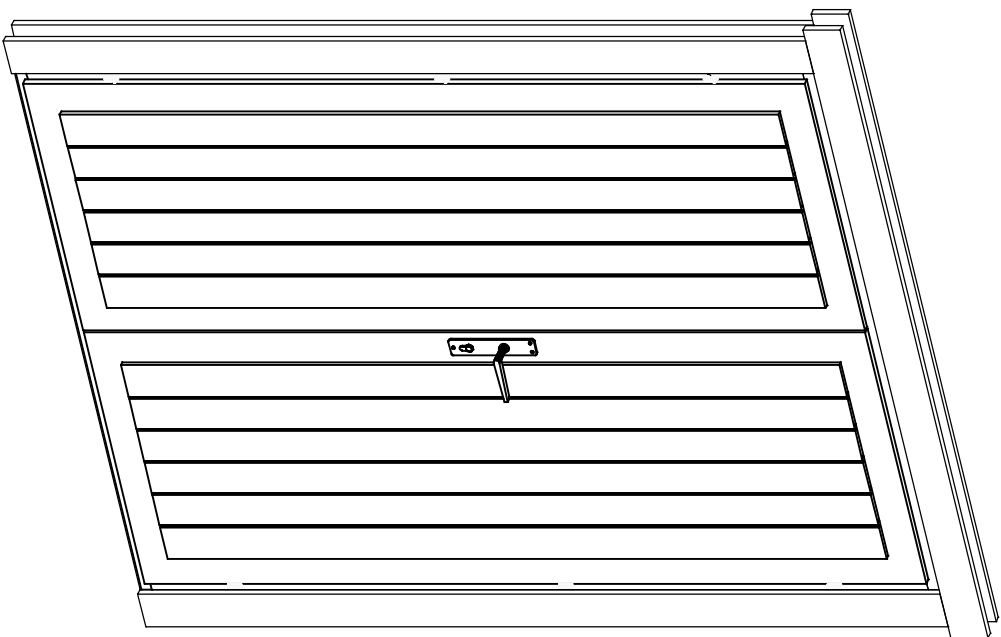
* Mark the center of the post and drill a new 20cm deep hole.

* Markieren Sie die Mitte des Pfostens und bohren Sie ein neues 20cm tiefes Loch. Danach mit Aufbau weiter machen.


Montageanleitung für T-Leisten / Installing the door and window supports / Tenderliistu paigaldusjuhend.



Ukse montaa 0 / Tür montage / Door assembly
(GH+ / SH)

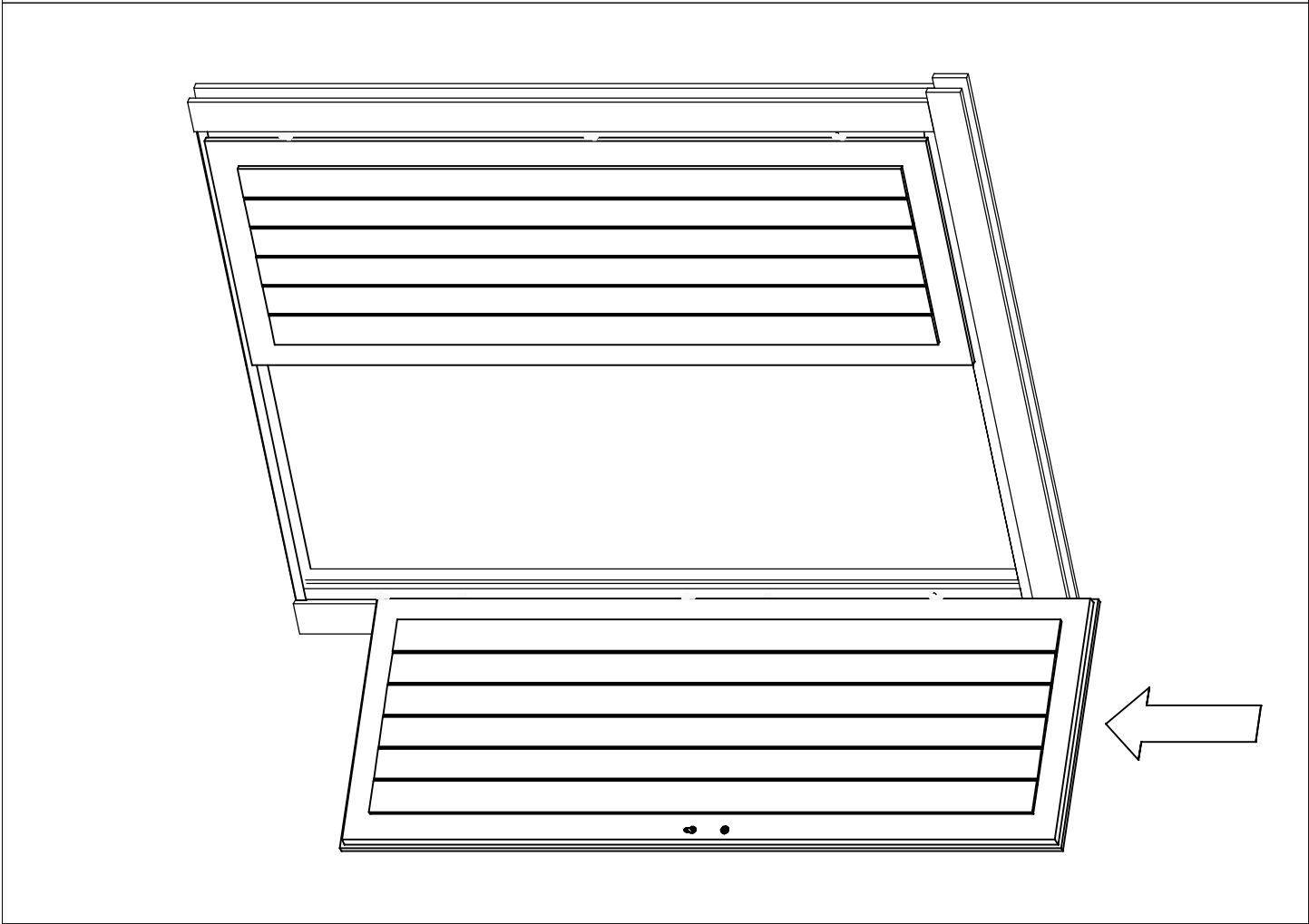
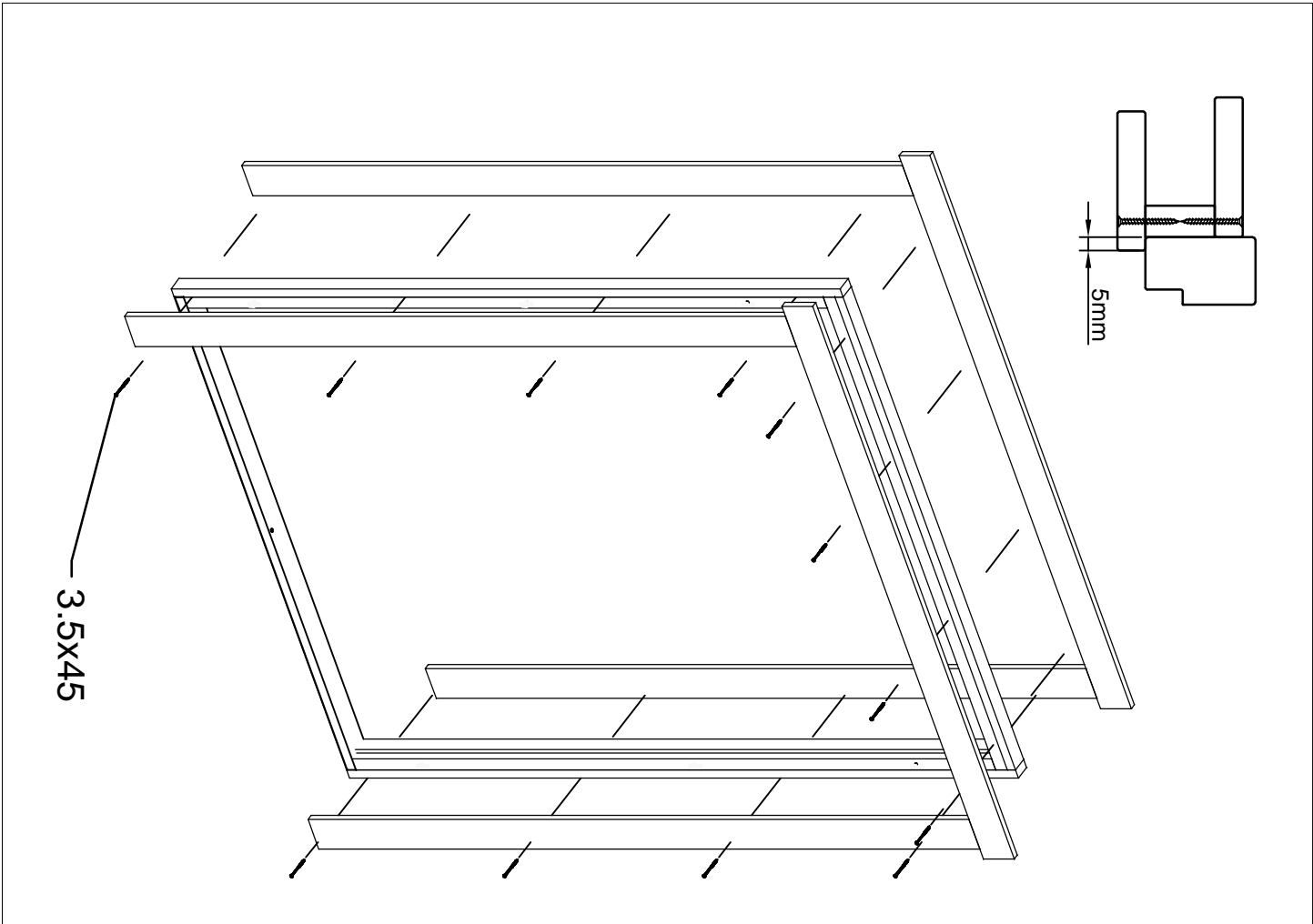


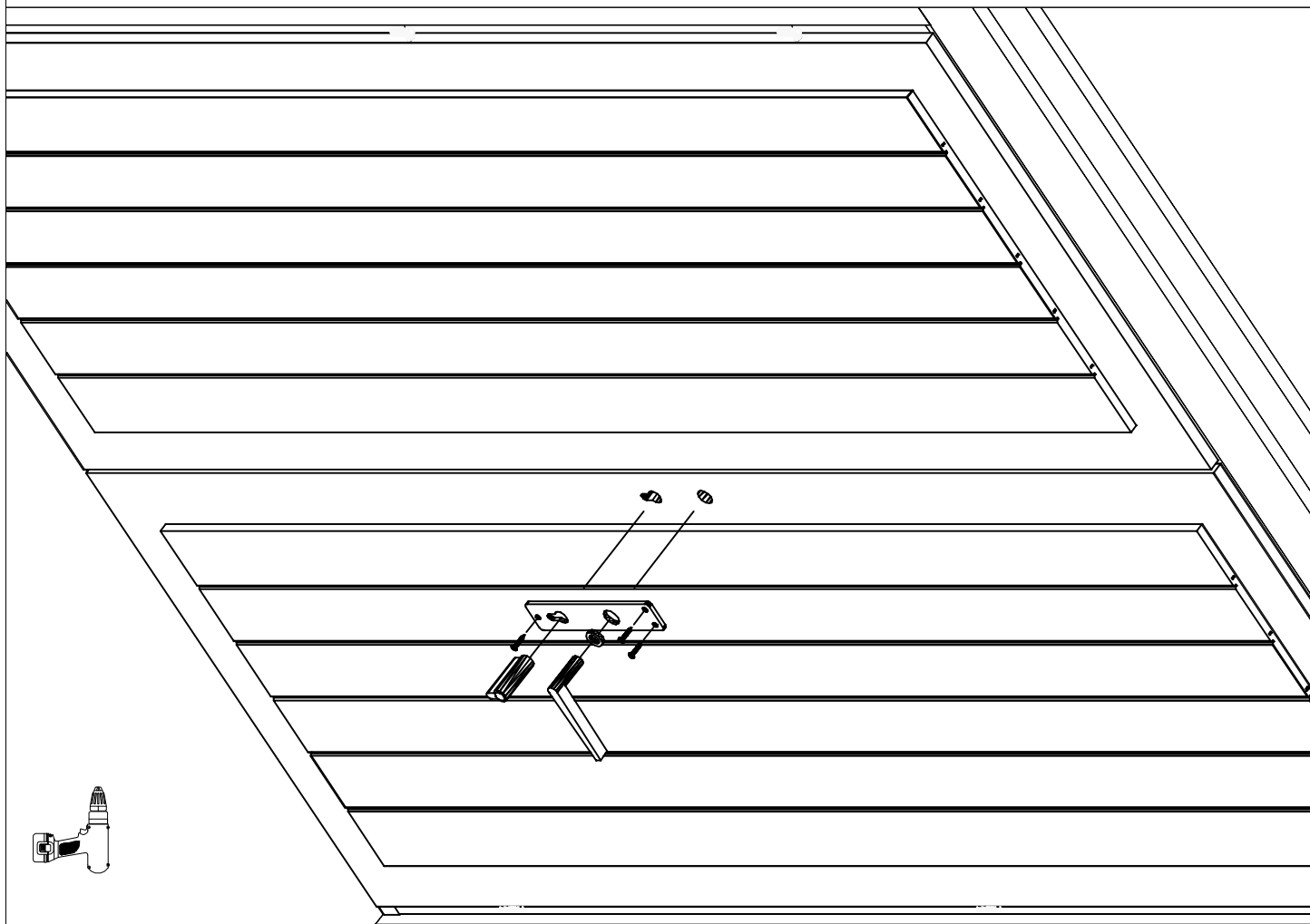
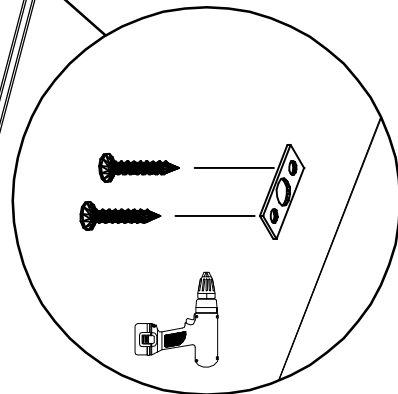
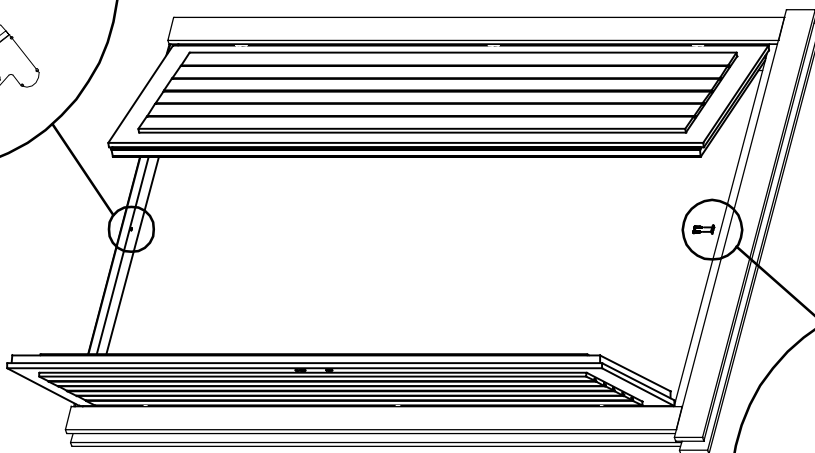
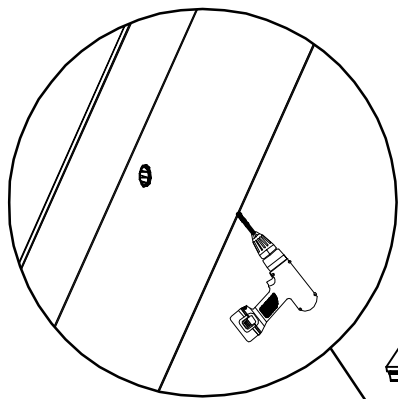
4.5x90

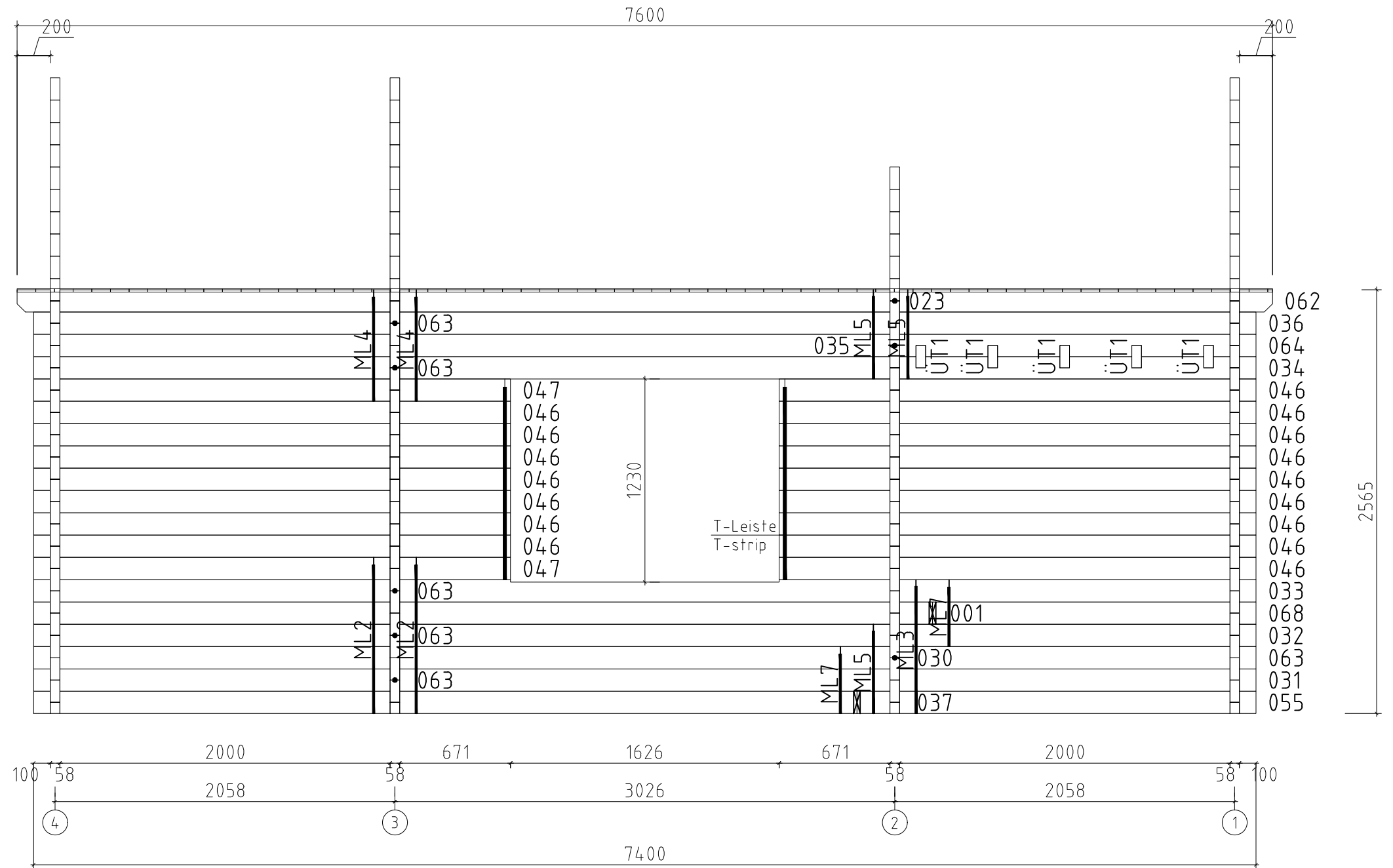
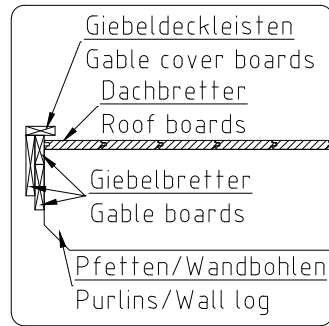


4.5x90

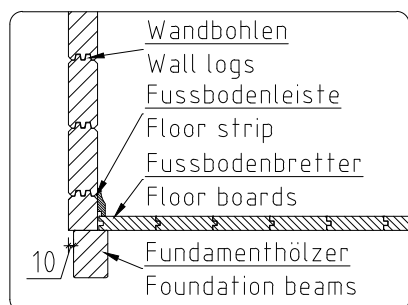




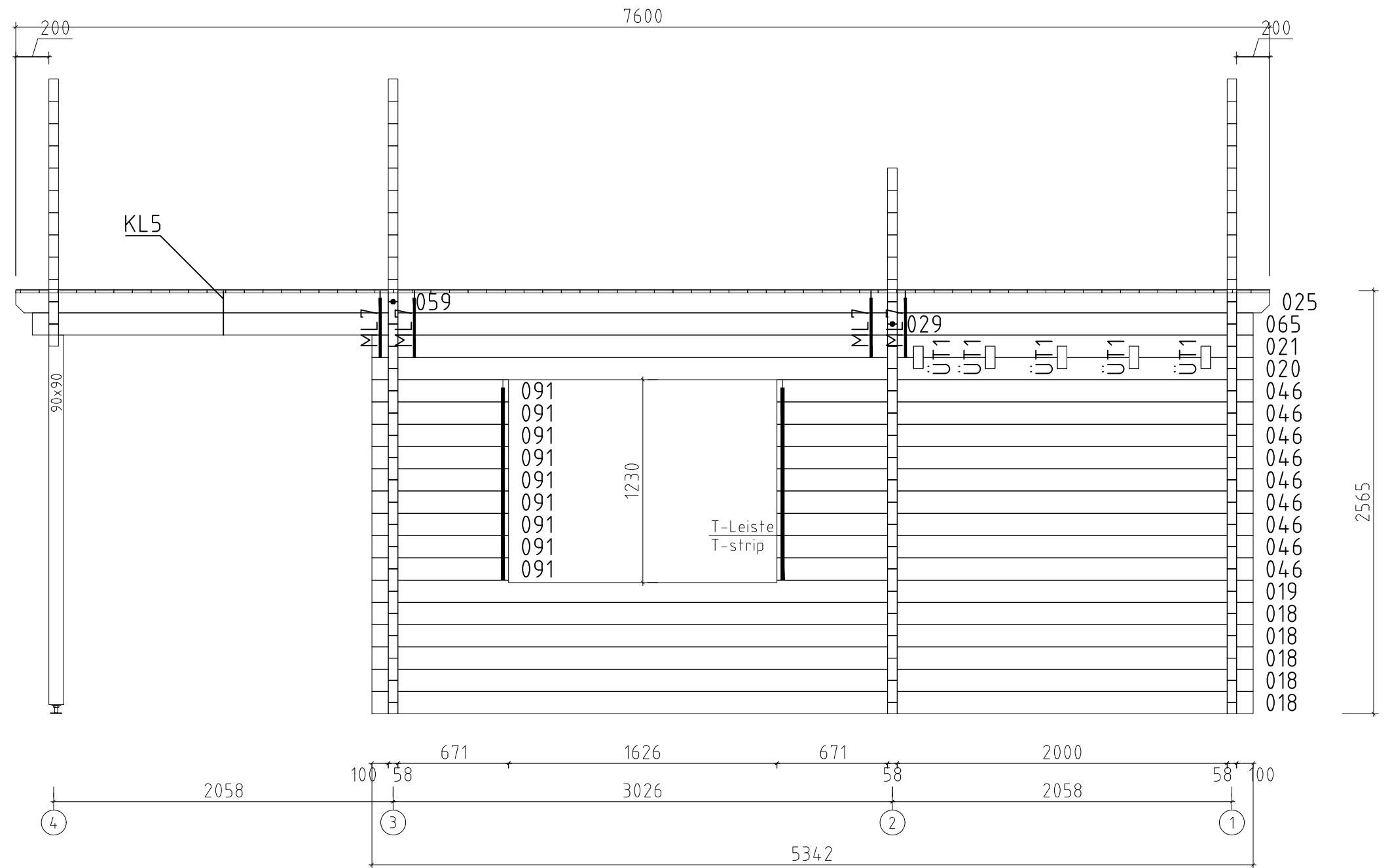




Wand/Wall A ↗

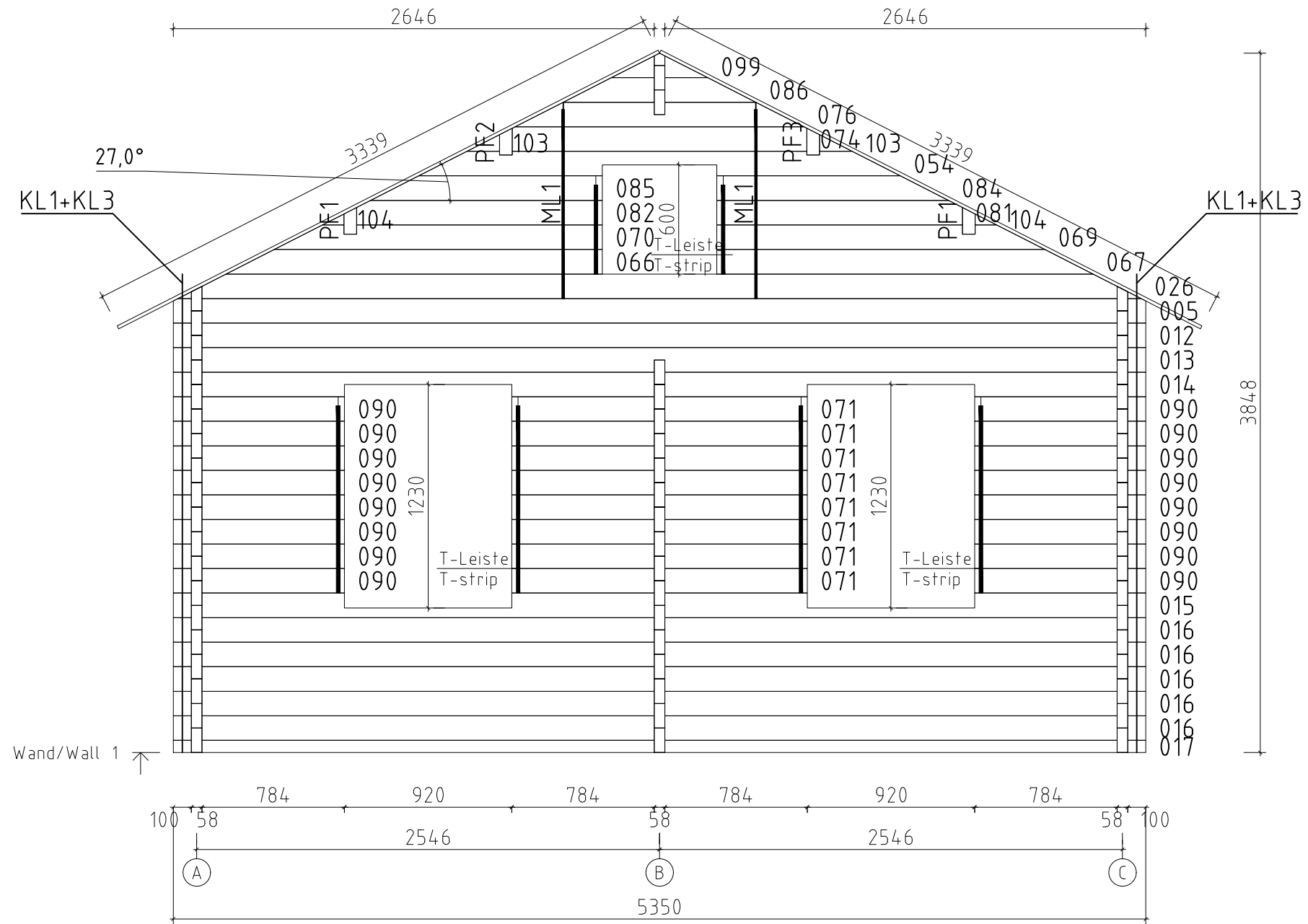
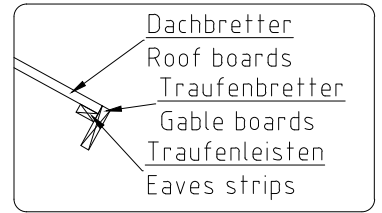


Name	Stockholm B 535x740; 58		
Zeichnung/Drawing	WAND/WALL A		
Profil/Profile	5.8x13.5	Datum/Date	11.02.2020

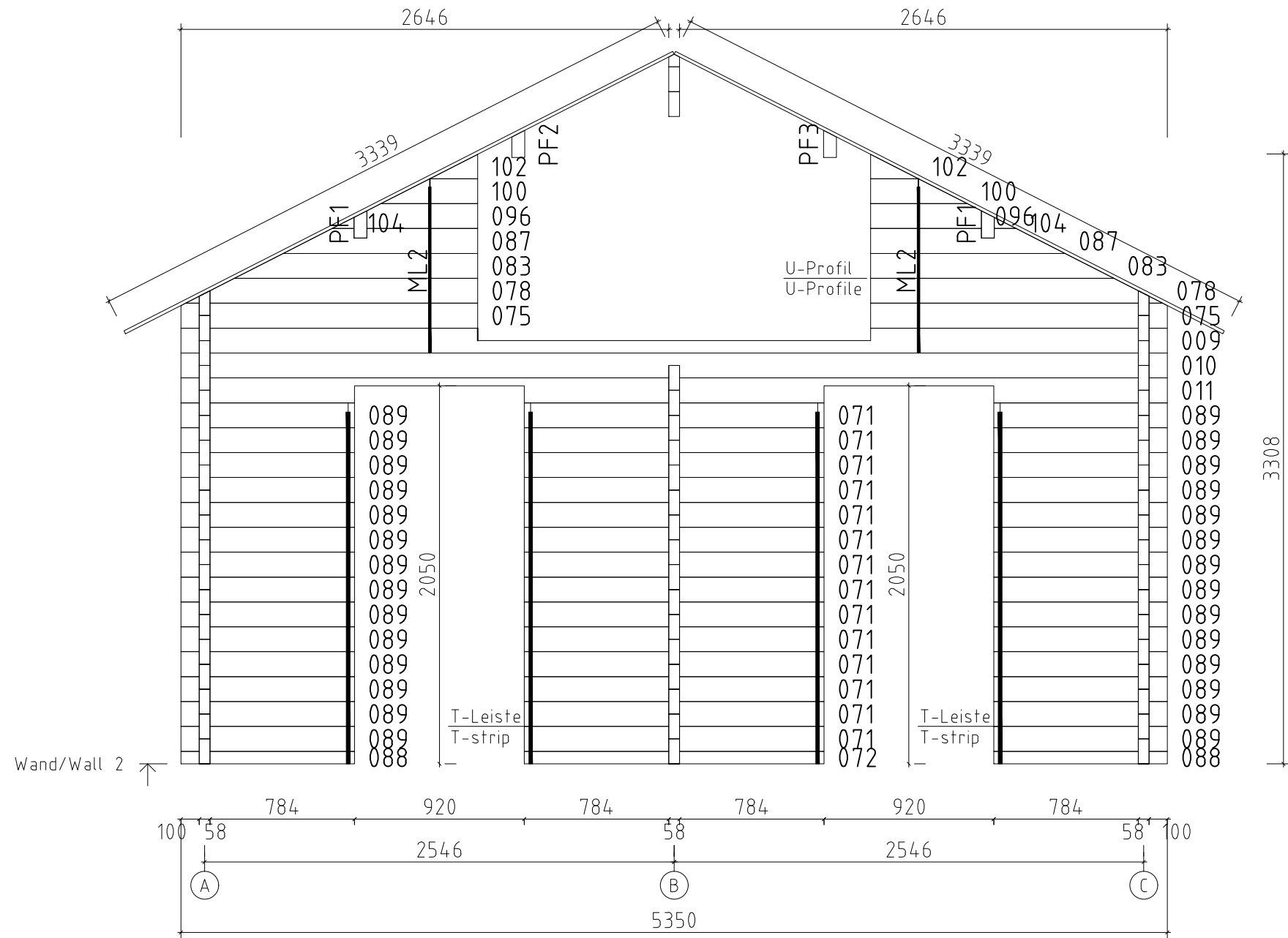


Wand/Wall C ↗

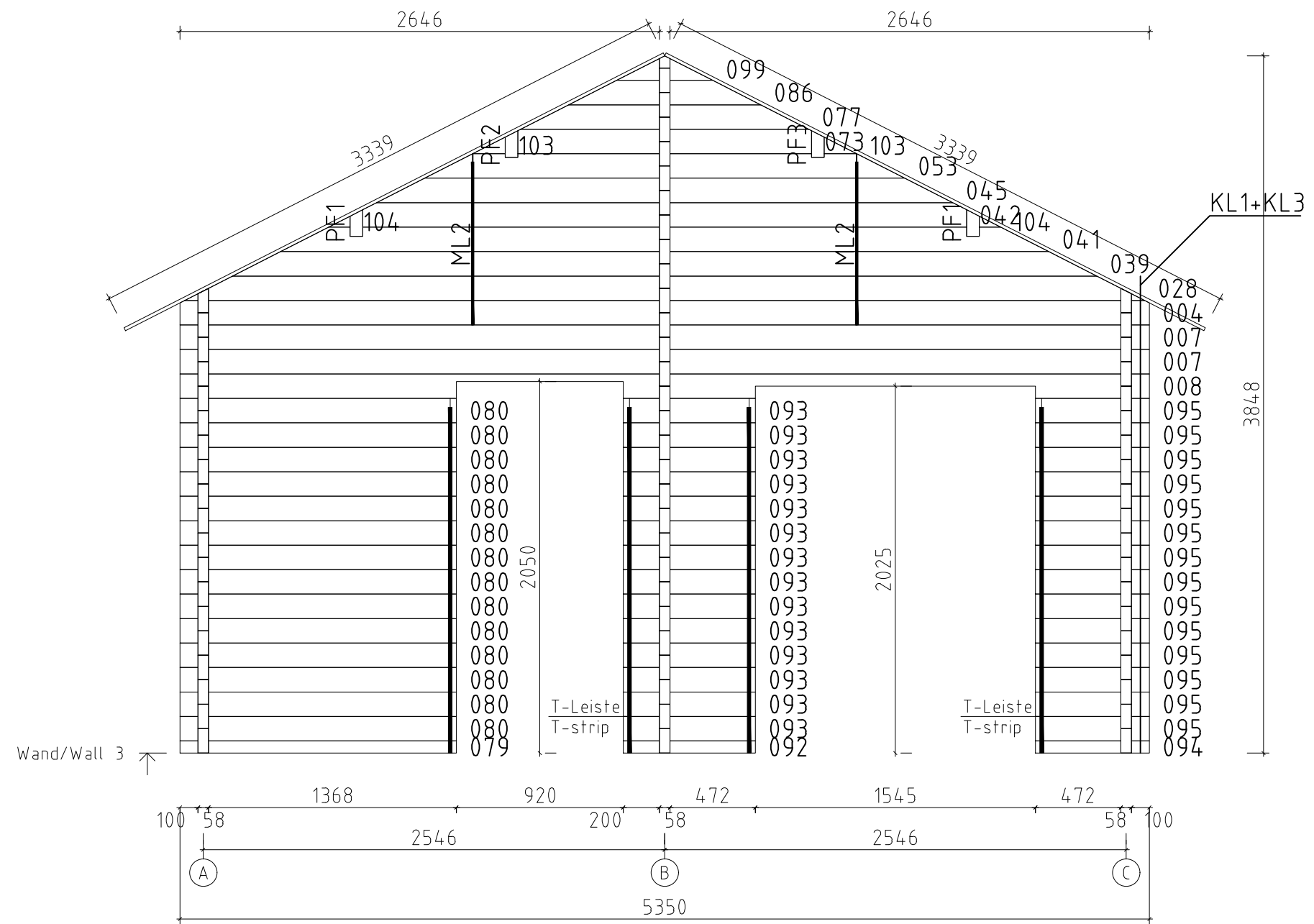
Name	Stockholm B 535x740; 58		
Zeichnung/Drawing	WAND/WALL C		
Profil/Profile	5.8x13.5	Datum/Date	11.02.2020



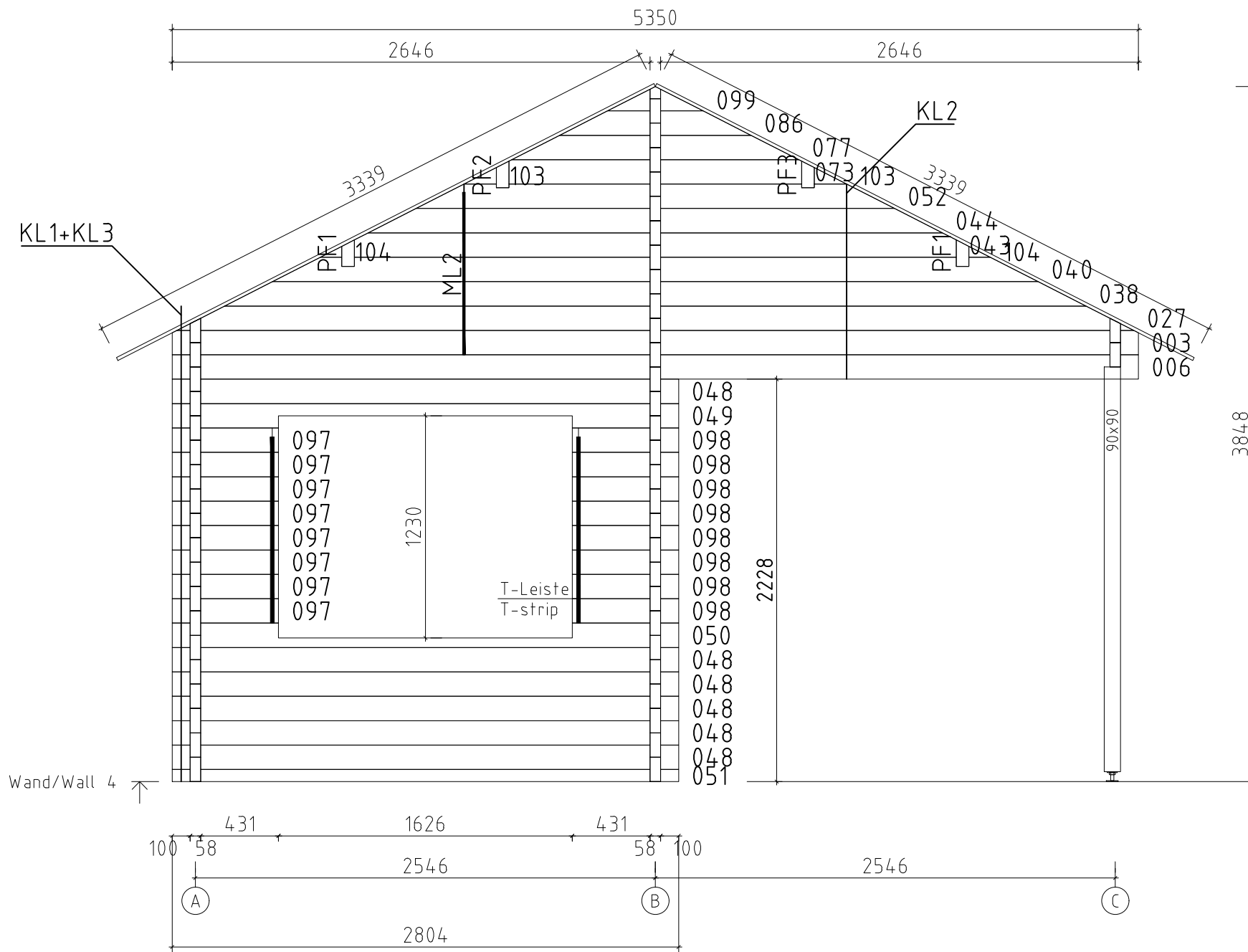
Name	Stockholm B 535x740; 58		
Zeichnung/Drawing	WAND/WALL 1		
Profil/Profile	5.8x13.5	Datum/Date	11.02.2020



Name	Stockholm B 535x740; 58		
Zeichnung/Drawing	WAND/WALL 2		
Profil/Profile	5.8x13.5	Datum/Date	11.02.2020



Name	Stockholm B 535x740; 58		
Zeichnung/Drawing	WAND/WALL 3		
Profil/Profile	5.8x13.5	Datum/Date	11.02.2020



Name	Stockholm B 535x740; 58		
Zeichnung/Drawing	WAND/WALL 4		
Profil/Profile	5.8x13.5	Datum/Date	11.02.2020