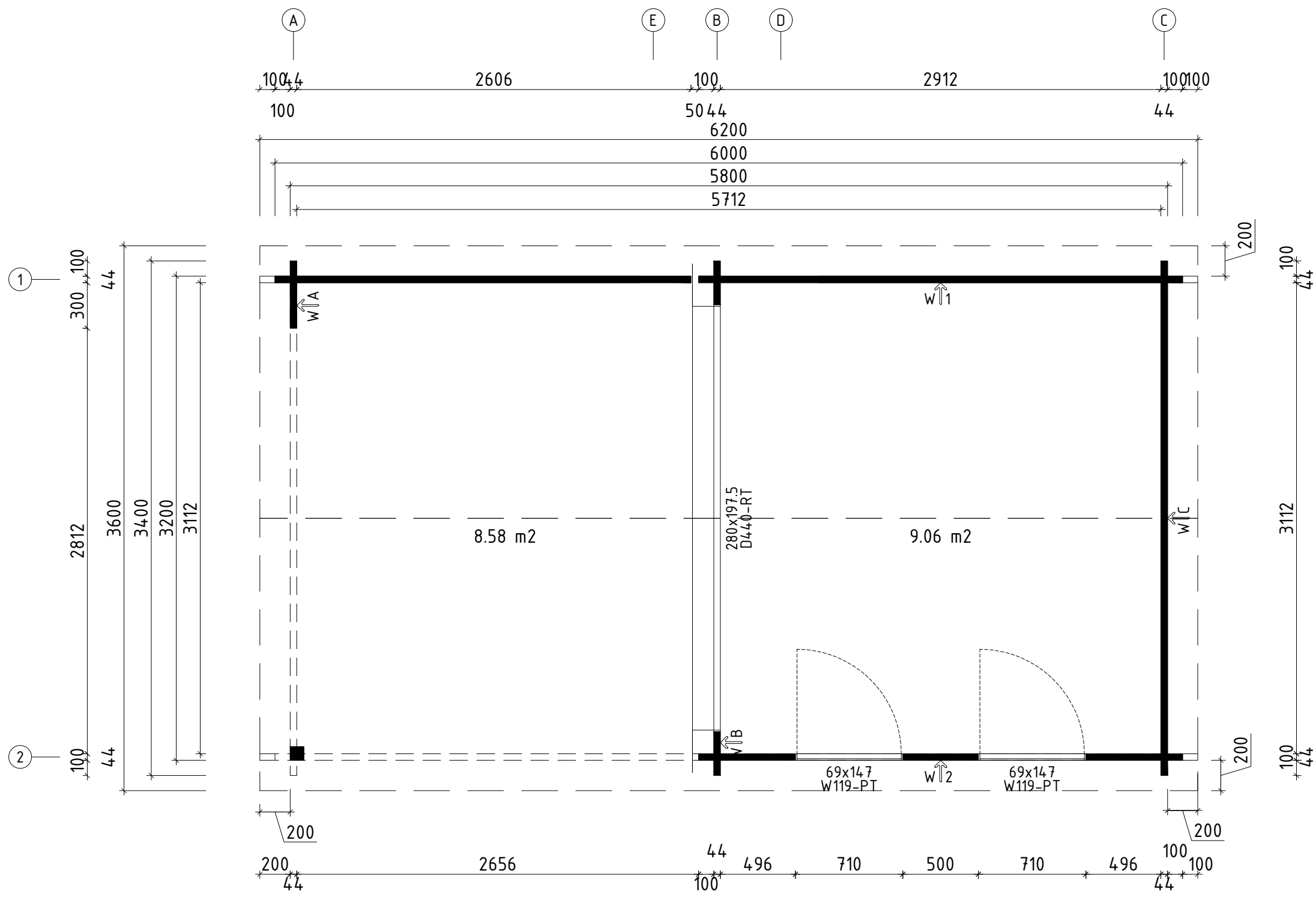



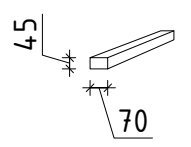
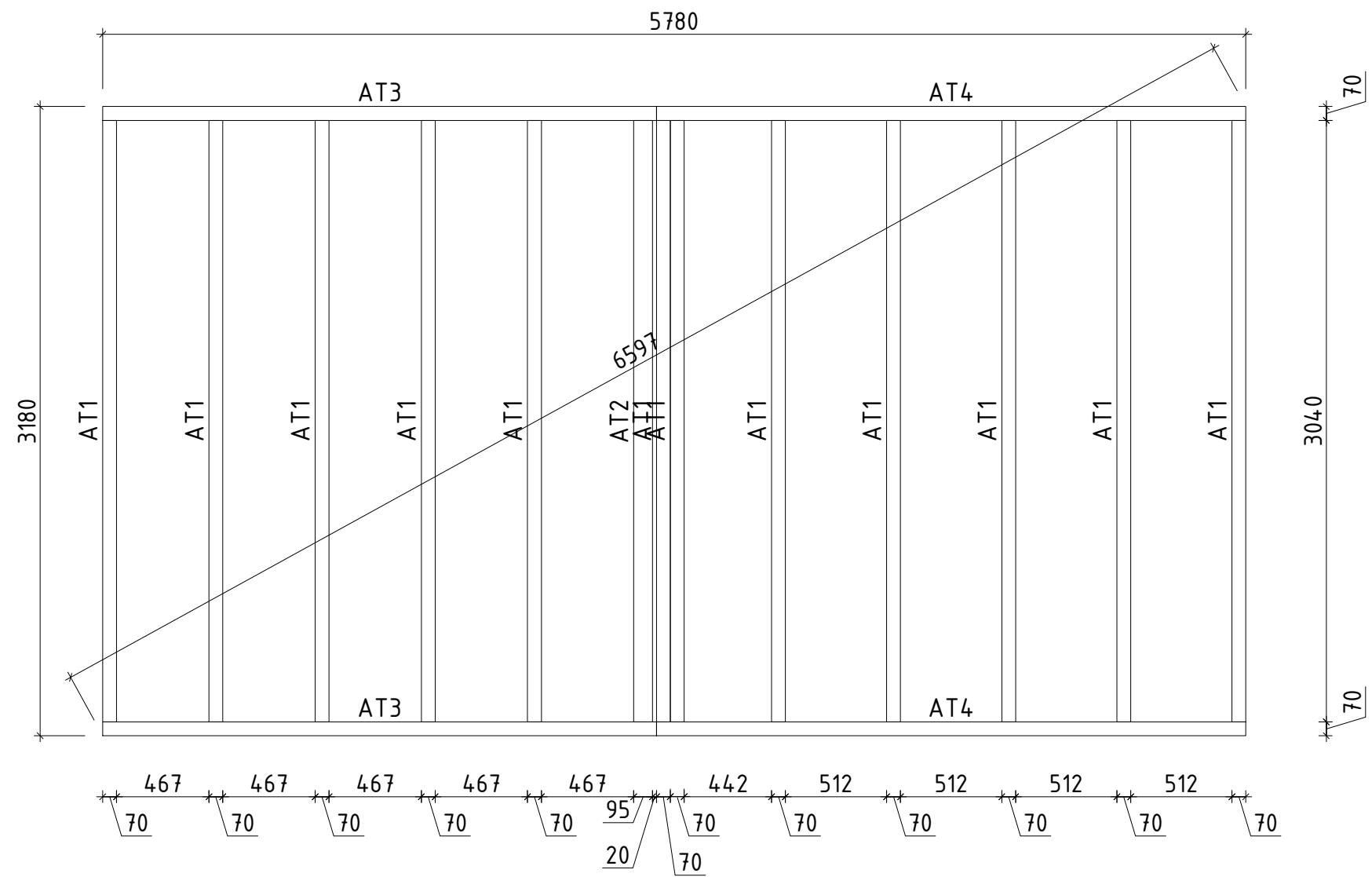
This cabin can be built mirrored  
Das Haus lässt sich auch spiegelverkehrt aufbauen




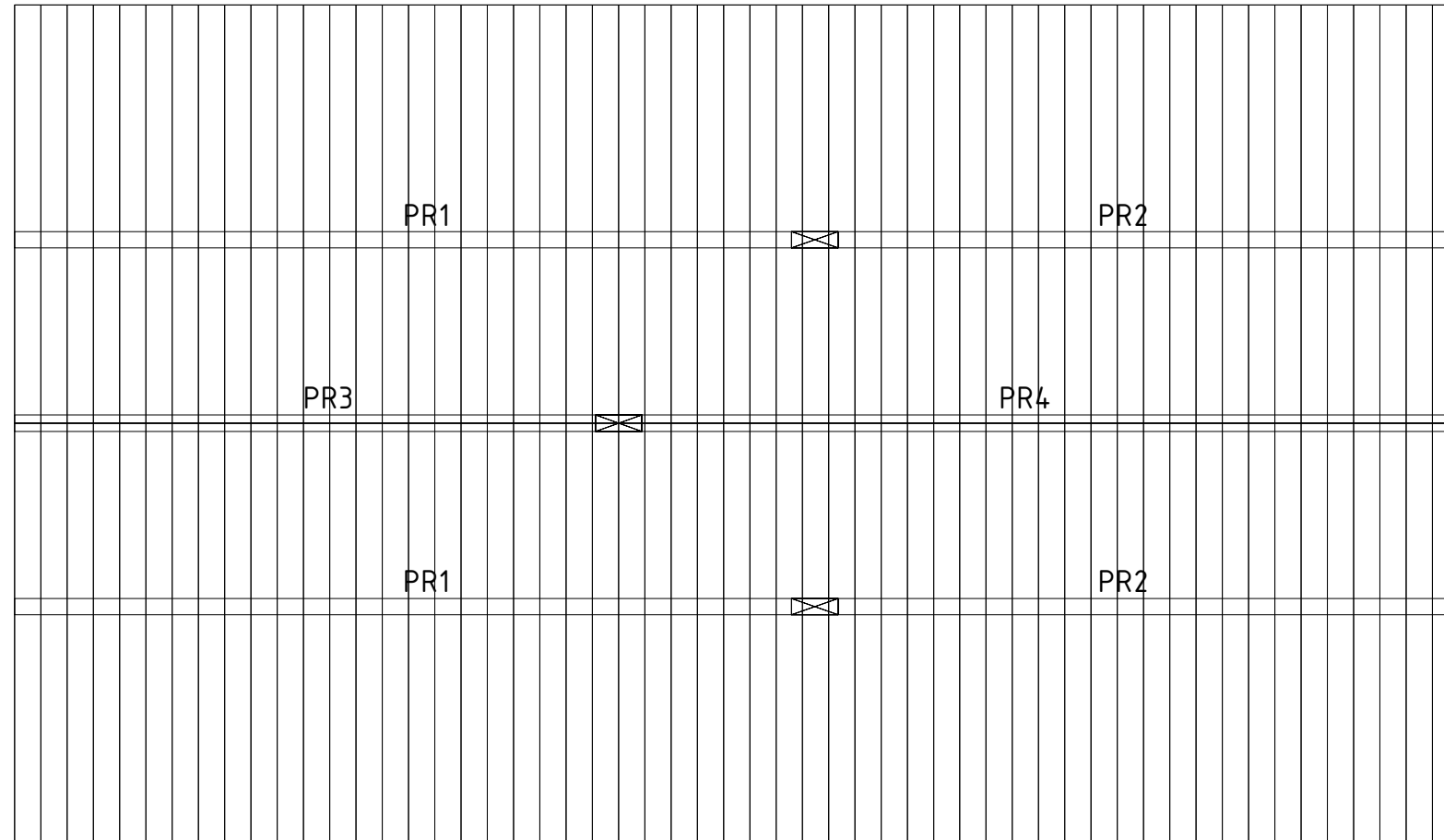
Name	Nora E 340x320+VD+Terr 44	SKU	G0149	
Drawing/Zeichnung	3D	Format	A4	
Profile/Profil	4.4x13.5	Scale/Maßstab	Date	15.10.2024





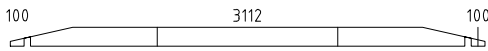
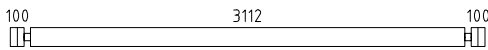

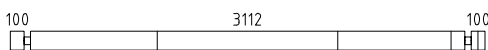



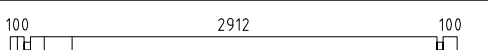




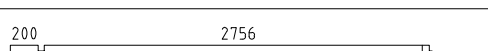




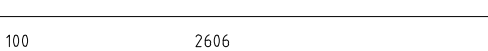






 www.hansa24.com	Name Nora E 340x320+VD+Terr 44		SKU G0149
	Drawing/Zeichnung Plan_Grundplan		Format A3
	Profile/Profil 4.4x13.5	Scale/Maßstab 1:30	Date 15.10.2024






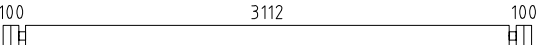




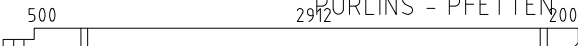
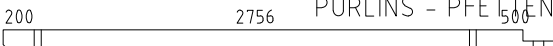
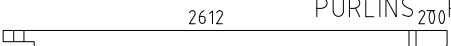
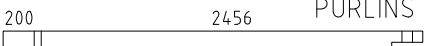

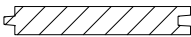



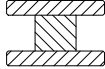
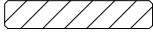



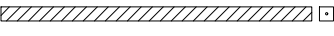









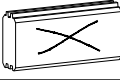





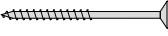


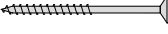
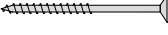

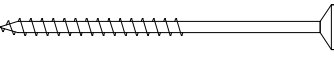

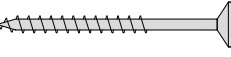
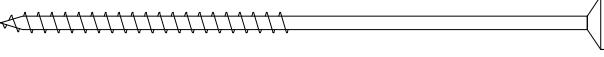
 www.hansa24.com	Name	Nora E 340x320+VD+Terr 44	SKU	G0149
	Drawing/Zeichnung	Foundation plan_Lagerholzplan	Format	A3
	Profile/Profil	Scale/Maßstab	1:30	Date













 <a href="http://www.hansa24.com">www.hansa24.com</a>	Name	Nora E 340x320+VD+Terr 44	SKU	G0149
	Drawing/Zeichnung	Roof Boards_Dachbretter	Format	A3
	Profile/Profil	Scale/Maßstab	1:30	Date

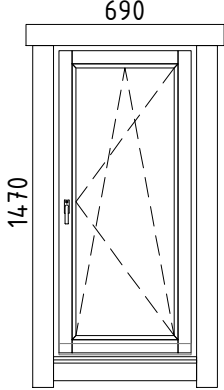


Pos	Model Nora E 340x320+VD+Terr 44	Pcs	Profile (mm)	Length (mm)
	Notice! The gable pieces can be partly pre-assembled! Please notice - those differ from the description given in the specification list.			
	Achtung! Die Giebelbohlen können teilweise schon vormontiert sein! Bitte beachten - diese erscheinen nicht ganz so wie in der Teilliste beschrieben.			
	<b>✓</b> - Cut into length on site (if needed)! / Bitte selber anpassen (falls nötig)!			
001		2	44x135	3400
002		1	44x135	3400
003		16	44x135	3400
004		1	44x135	3400
005		1	44x135	3400
006		2	44x68	3200
007		15	44x135	3200
008		1	44x135	3200
009		1	44x135	3200
010		1	44x135	3178
011		1	44x135	3178
012		1	44x135	3154
013		1	44x135	3154
014		1	44x135	3022
015		1	44x135	3022
016		1	44x135	2866
017		1	44x135	2866
018		1	44x68	2750
019		14	44x135	2750
020		2	44x135	2506
021		1	44x135	2506
022		21	44x135	640
023		1	44x135	640
024		6	44x135	616
025		10	44x135	500


Pos	Model Nora E 340x320+VD+Terr 44	Pcs	Profile (mm)	Length (mm)
026		1	44x135	500
027		8	44x135	444
028		4	44x135	444
029		3	44x135	444
030		30	44x135	290
Extra1		1	44x135	3400
AT2	FOUNDATION BEAMS (impregnated) - FUNDAMENTHÖLZER (imprägniert) 	1	95x45	3040
AT1	FOUNDATION BEAMS (impregnated) - FUNDAMENTHÖLZER (imprägniert) 	12	70x45	3040
AT4	FOUNDATION BEAMS (impregnated) - FUNDAMENTHÖLZER (imprägniert) 	2	70x45	2980
AT3	FOUNDATION BEAMS (impregnated) - FUNDAMENTHÖLZER (imprägniert) 	2	70x45	2800
PR4	PURLINS - PFETTEN 	1	70x145	3700
PR1	PURLINS - PFETTEN 	2	70x145	3544
PR2	PURLINS - PFETTEN 	2	70x145	2856
PR3	PURLINS - PFETTEN 	1	70x145	2700
	ROOF BOARDS - DACHBRETTER 	110+2	113x18	1844
	FLOOR BOARDS - FUSSBODENBRETTER 	28+1	113x18	2907
	TERRACE BOARDS - BRETTER 	26+1	120x28	2788
	Ceiling mouldings - Deckenleisten 		15x28	56 rm/lfm
	Floor mouldings - Fussbodenleisten 		18x40	13 rm/lfm
AD4 4-1	Adapter 44 	1	120x84	2025
RLA 01-1	Eave board - Traufenbrett 18x95 	4	18x95	3100
RLI01-1	Eave slat - Traufenleiste 18x40 		18x40	13 rm/lfm
VLA 02-1	Gable board - Giebelbrett 18x120 	4	18x120	2044
VKL 01-1	Gable cover slat - Giebeldeckleiste 18x40 	4	18x40	1944
TP90-1	Support post - Stützpfoste 90x90 v1 	1	90x90	1923
Kood	Nora E 340x320+VD+Terr 44	Materjal	File	Leht 2/6

Pos	Model Nora E 340x320+VD+Terr 44		Pcs	Profile (mm)	Length (mm)
ÜV1	Metal bar - Metallstange Ø10		4	Ø10	1040
ÜV2	Metal bar - Metallstange Ø10		4	Ø10	900
ÜV3	Metal bar - Metallstange Ø10		1	Ø10	770
ÜV4	Metal bar - Metallstange Ø10		6	Ø10	360
PJ01	Adjustable post support - Verstellbare Pfostenstütze M16		1		
ML01	Connecting strip for wall logs - Verbindungsstreifen für Wandbalken		2		
GD01	Diamond - Diamant		2		
LK	Hit block - Schlaghölzer		3		
N-0 2503	Nails - Nägel 2.5x60 for floor boards - für Fussbodenbretter		336		
N-0 2501	Nails - Nägel vierkant 2.5x50 for ceiling boards - für Dachbretter		660		
KR-0 3001	Screws - Schrauben 3.0x30 for ceiling mouldings - für Deckenleisten		68		
KR-0 3002	Screws - Schrauben 3.0x30 for eave slats - für Traufenleisten		28		
KR-0 3003	Screws - Schrauben 3.0x30 for floor mouldings - für Fussbodenleisten		24		
KR-0 3522	Screws - Schrauben 3.5x45 C3 for connecting strip for wall logs - für Verbindungsstreifen für Wandbalken		8		
KR-0 3523	Screws - Schrauben 3.5x45 C3 for diamonds - für Diamanten		4		
KR-0 3525	Screws - Schrauben 3.5x45 C3 for eave boards - für Traufenbretter		28		
KR-0 3527	Screws - Schrauben 3.5x45 C3 for gable boards - für Giebelbretter		16		
KR-0 3521	Screws - Schrauben 3.5x45 C3 for gable cover slats - für Giebeldeckleisten		16		
KR-0 4201	Screws - Schrauben 4.2x55 C3 for terrace boards - für Terrassenbretter		312		
KR-0 5080	Screws - Schrauben 5.0x100 for foundation beams - für Fundamenthölzer		68		
KR-0 5033	Screws - Schrauben 5.0x70 C3 for post supports - für Pfostenstützen		8		
KR-0 5034	Screws - Schrauben 5.0x70 C3 for support posts - für Stützpfeiler		2		
KR-0 6020	Screws - Schrauben 6.0x180 for wall logs - für Wandbalken		5		
Kood	Nora E 340x320+VD+Terr 44		Materjal	File	Leht 3/6

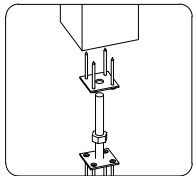
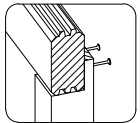
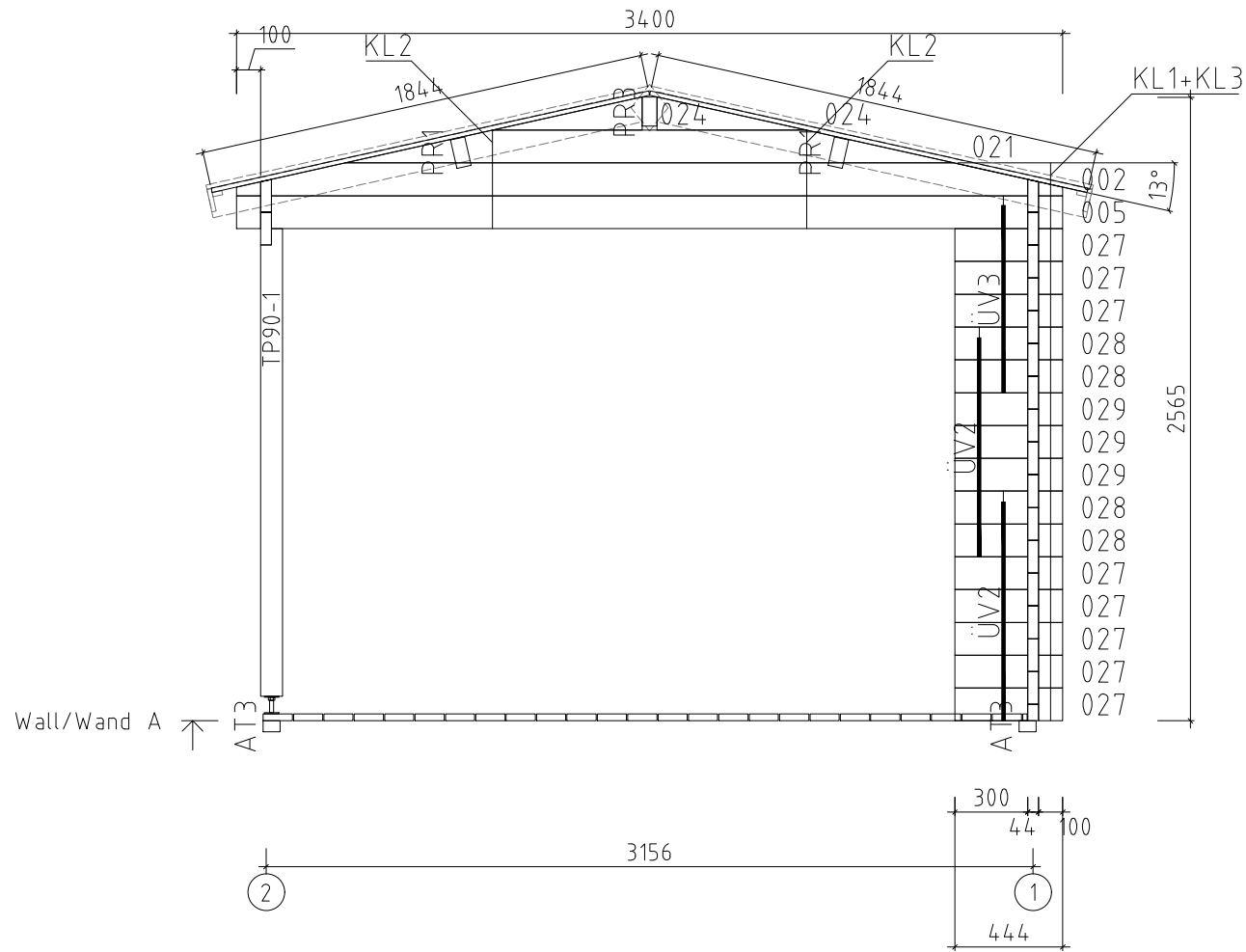
Pos	Model Nora E 340x320+VD+Terr 44	Pcs	Profile (mm)	Length (mm)
KL1	Threaded rod - Gewindestange M8 	5		2000
KL2	Threaded rod - Gewindestange M8 	2		435
KL3	Threaded rod - Gewindestange M8 	5		325
KL03-1	Threaded rod for purlins - Gewindestange für die Pfetten M12 	6		145
M03	Nut for purlins - Mutter für die Pfetten M12 	12		
SE32	Washer for purlins - Scheibe für die Pfetten M12x37 	12		
	Nut - Mutter M8 	7		
	Washer - Scheibe M8x24 	7		
	Extended nut - Langmutter M8 	5		
	Drive-in nut - Einschlagmutter M8 	7		
Kood	Nora E 340x320+VD+Terr 44	Materjal	File	Leht 4/6




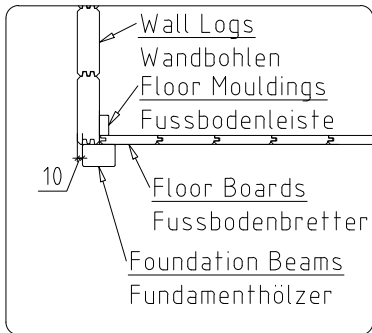
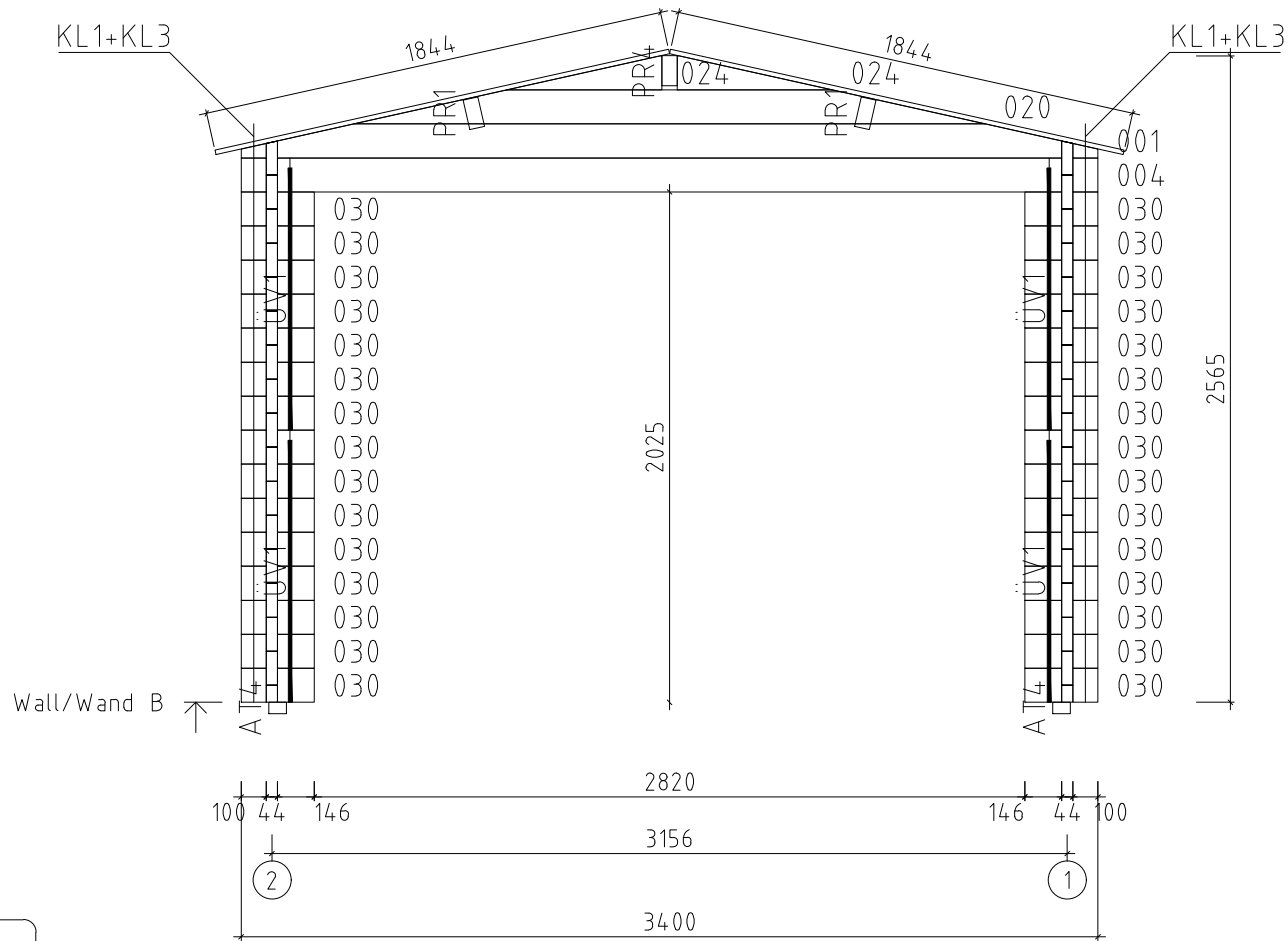
Pos	Model	Pcs	Profile (mm)	Length (mm)	
	<p>Nora E 340x320+VD+Terr 44</p> <p>WINDOW 690x1470 W5-S44P-0XT-06901470</p>  <p>690</p> <p>1470</p> <p><u>W119-PT</u></p> <p>Right handed - DIN rechts Tempered glass - Gehärtetes Glas Opens inside - Öffnet innen</p>	2			
VIHM 01-1	Rain deflector - Regenabweiser		2	36x134	890
KR-0 4001	Screws - Schrauben 4.0x60 C3 for rain deflector - für Regenabweiser		6		
Kood	Nora E 340x320+VD+Terr 44	Materjal	File	Leht	5/6


Pos	Model Nora E 340x320+VD+Terr 44	Pcs	Profile (mm)	Length (mm)
	<p style="text-align: center;">DOOR 2800x1975 D5-U44R-0XT-28001975</p> <div style="display: flex; align-items: center;"> <div style="text-align: center;">  <p style="margin-left: 20px;">2800</p> <p style="margin-left: 10px;">1975</p> </div> <div style="margin-left: 20px;"> <p><u>D440-RT</u></p> <p>Right handed - DIN rechts Tempered glass - Gehärtetes Glas Opens outside - Öffnet aussen</p> </div> </div>	1		
Kood	Nora E 340x320+VD+Terr 44	Materjal	File	Leht 6/6

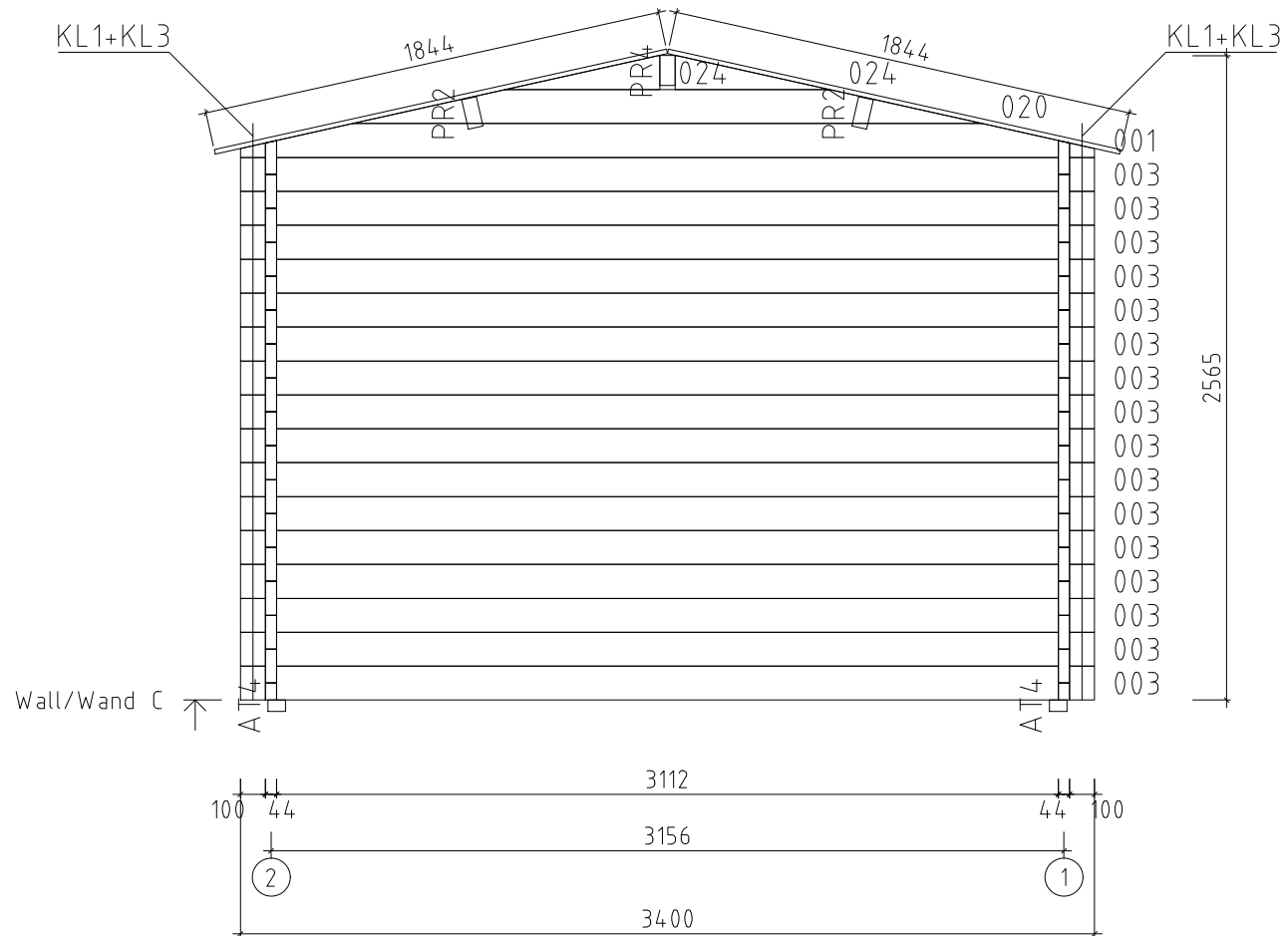
Roof boards  
 Dachbretter  
 Eaves boards  
 Traufenbretter  
 Eaves strips  
 Traufenleisten



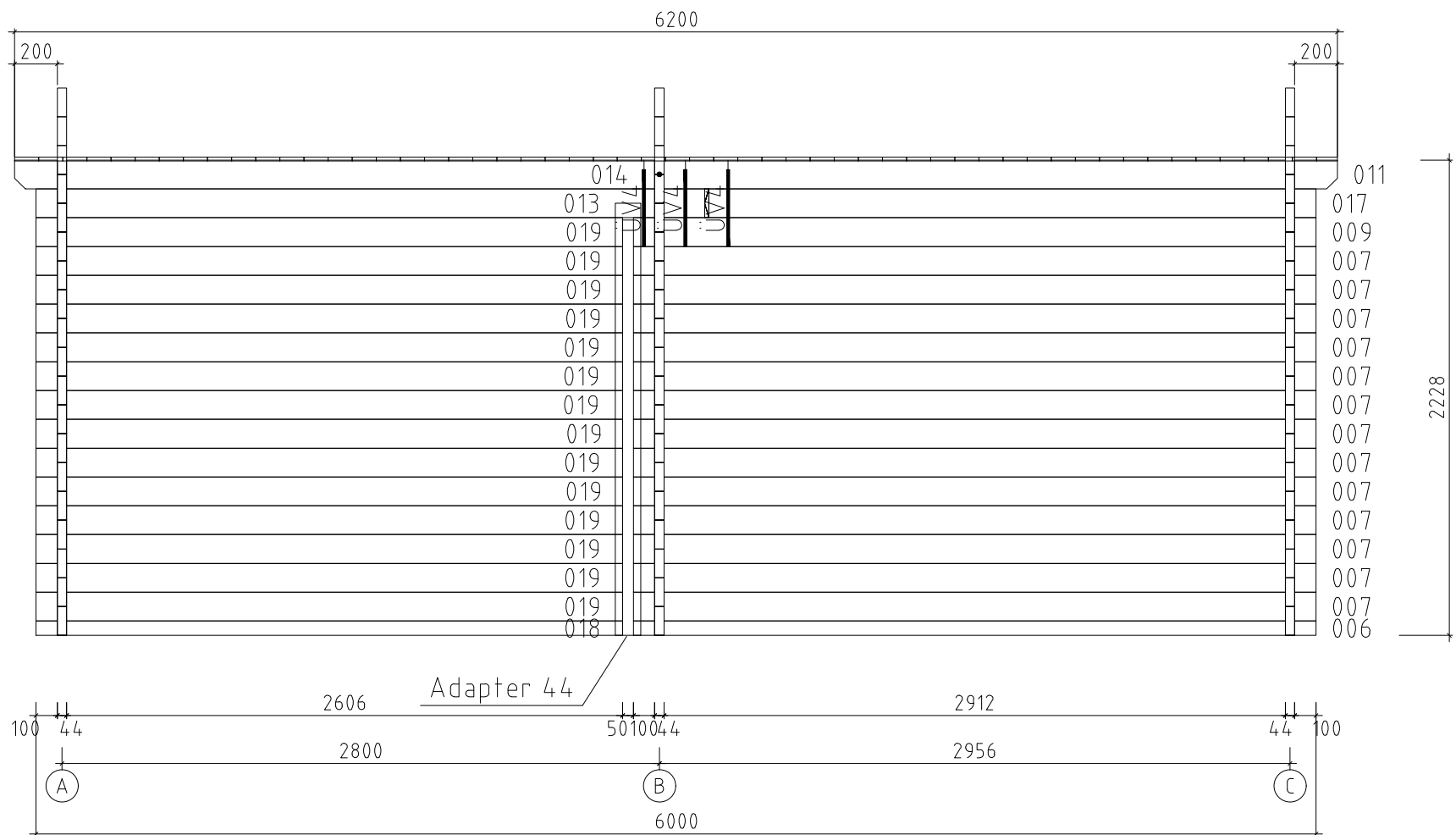
 <a href="http://www.hansa24.com">www.hansa24.com</a>	Name Nora E 340x320+VD+Terr 44		SKU G0149
	Drawing/Zeichnung Wall/Wand A		Format A4
	Profile/Profil 4.4x13.5	Scale/Maßstab 1:30	Date 15.10.2024



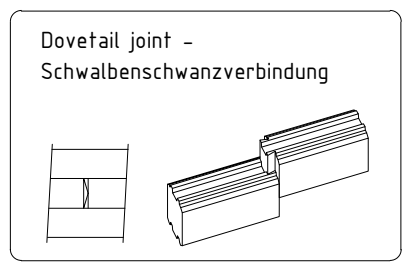
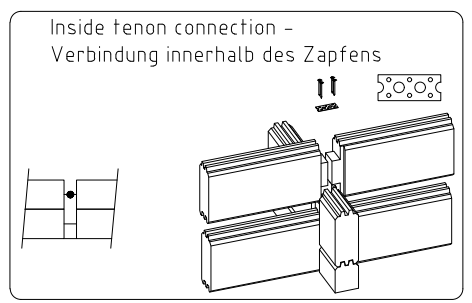
 <a href="http://www.hansa24.com">www.hansa24.com</a>	Name Nora E 340x320+VD+Terr 44		SKU G0149
	Drawing/Zeichnung Wall/Wand B		Format A4
	Profile/Profil 4.4x13.5	Scale/Maßstab 1:30	Date 15.10.2024



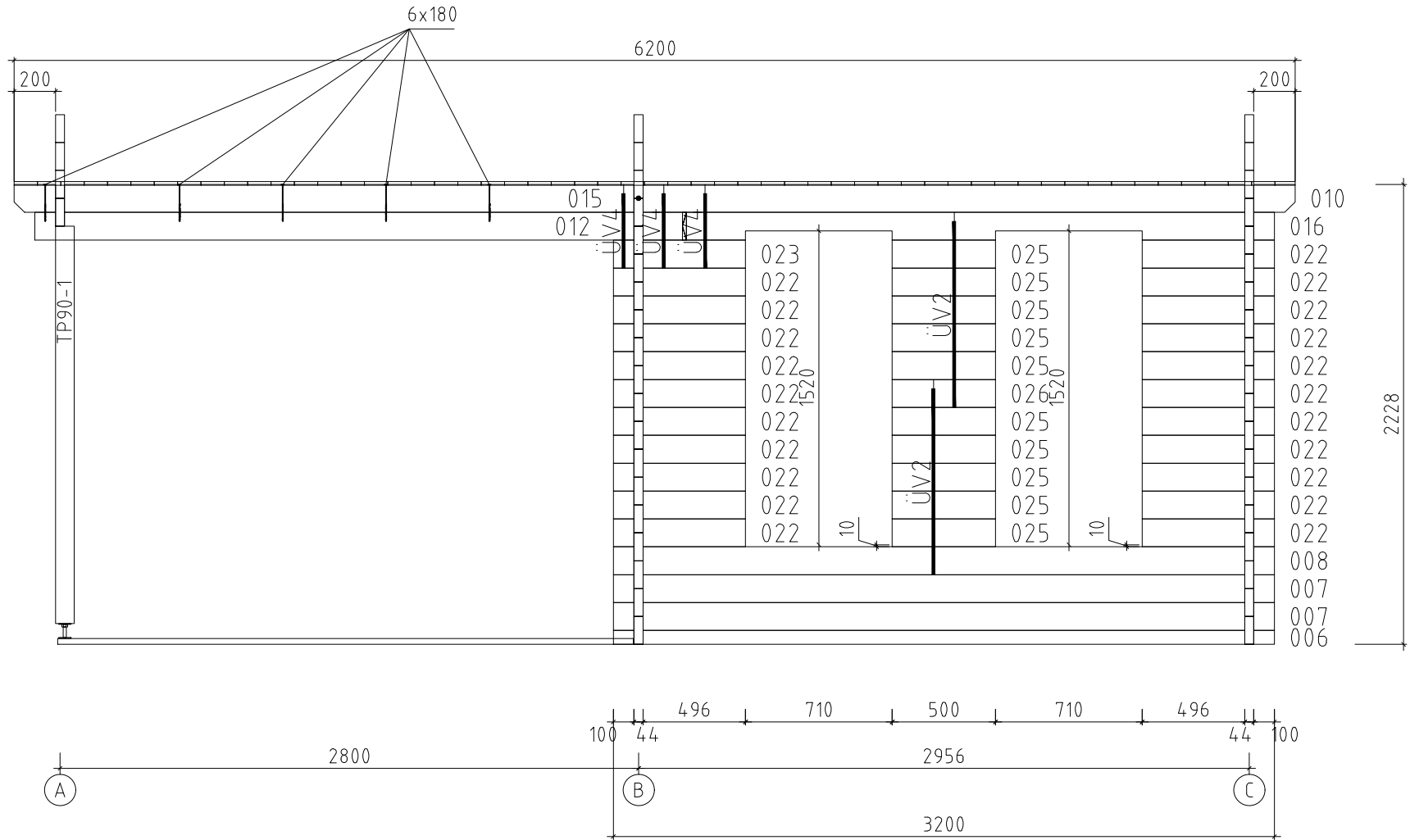
Name	Nora E 340x320+VD+Terr 44		SKU	G0149	
Drawing/Zeichnung	Wall/Wand C		Format	A4	
Profile/Profil	4.4x13.5	Scale/Maßstab	1:30	Date	15.10.2024



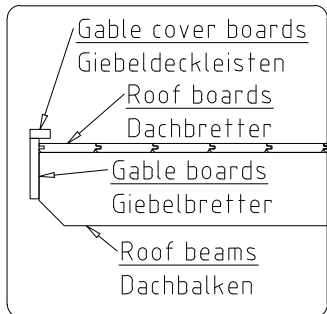
Wall/Wand 1 ↑




 www.hansa24.com	Name Nora E 340x320+VD+Terr 44		SKU G0149
	Drawing/Zeichnung Wall/Wand 1		Format A4
	Profile/Profil 4.4x13.5	Scale/Maßstab 1:30	Date 15.10.2024



Wall/Wand 2 ↑



 <a href="http://www.hansa24.com">www.hansa24.com</a>	Name Nora E 340x320+VD+Terr 44		SKU G0149
	Drawing/Zeichnung Wall/Wand 2		Format A4
	Profile/Profil 4.4x13.5	Scale/Maßstab 1:30	Date 15.10.2024